




**\*\*Extraordinary Assumptions:** There are a lot of different data sources in this report not all of them match but aid to provide an overall picture of the current situation. COVID-19 Data Source Comparison - [https://covid-19.splunkforgood.com/covid\\_19\\_datasource\\_comparison](https://covid-19.splunkforgood.com/covid_19_datasource_comparison)

# Daily Situation Summary

## Friday, May 7, 2021

### As of 1:00 PM



## COVID-19 by the Numbers

5/7/2021	Riverside	Imperial	Kern	Los Angeles*	Orange	San Bernardino	San Diego	San Luis Obispo	Santa Barbara	Ventura	California	United States	Global
Total Cases	298,872	27,862	108,822	1,234,405	254,163	296,257	277,097	21,243	34,261	80,776	3,403,156	32,403,159	155,665,214
New Cases	95	8	103	163	47	69	219	21	11	28	1,589	44,766	839,695
Total Cases Per Capita	12,109	14,538	11,736	12,034	7,872	13,361	8,221	7,618	7,507	9,472	8,481	9,813	2,007
New Cases Per Capita	3.85	4.17	11.11	1.59	1.46	3.11	6.50	7.53	2.41	3.28	3.96	13.56	10.83
Recovered	<a href="#">292,840</a>	<a href="#">25,073</a>	<a href="#">38,769</a>	<a href="#">Not Reported</a>	<a href="#">246,998</a>	<a href="#">290,981</a>	<a href="#">272,196</a>	<a href="#">20,866</a>	<a href="#">33,332</a>	<a href="#">79,583</a>	<a href="#">2,000,938</a>	<a href="#">26,105,941</a>	<a href="#">135,228,396</a>
Total Deaths	4,576	719	1,361	23,948	4,979	4,448	3,716	260	450	1,009	61,737	577,041	3,250,648
New Deaths	2	-1	3	18	1	15	3	0	0	0	64	709	14,289
Deaths Per Capita	185.40	375.17	146.78	233.47	154.22	200.60	110.25	93.24	98.60	118.32	153.85	174.75	41.91
% of State's Cases	8.78%	0.82%	3.20%	36.27%	7.47%	8.71%	8.14%	0.62%	1.01%	2.37%	<b>10.50%</b>	<b>20.82%</b>	
Currently in Hospitals	63	14	26	379	93	68	140	3	9	24	1,557		
Total Hospital Beds	3,249	236	1,146	19,247	5,784	3,528	6,491	460	603	1,161	65,738		
Currently in ICU	17	6	8	121	20	24	36	1	1	4	379		
ICU Beds Available	106	4	55	628	252	156	217	17	28	50	2,227		
Case Fatality Rate	1.53%	2.58%	1.25%	1.94%	1.96%	1.50%	1.34%	1.22%	1.31%	1.25%	1.81%	1.78%	2.09%
Population*	2,468,145	191,649	927,251	10,257,557	3,228,519	2,217,398	3,370,418	278,862	456,373	852,747	40,129,160	330,203,000	7,755,802,000
% of Population	6.15%	0.48%	2.31%	25.56%	8.05%	5.53%	8.40%	0.69%	1.14%	2.13%	<b>12.15%</b>	<b>4.26%</b>	

Sources: CDPH, WHO, CDC, Local County Data, LA Times

The date for which case statistics and hospital data were reported. Hospital COVID data are self-reported through a portal managed by the California Hospital Association and pulled at 2pm. COVID case statistics are reported by local health departments to CalREDIE and are pulled at 2pm. Hospital data and case statistics are integrated by the California Department of Technology and made available through the Open Data Portal the following morning. CA Open Data Portal is at least 24 Hours behind although a backlog of new case reports at the State level has ostensibly been cleared, some County dashboards still contain notes that indicate data are missing. \*California Demographics from State Database Blueprint Data Chart 12-15-20 & census.gov . Presumptive active cases - A calculation (Total Cases - Recovered - Dead) (\* LA County does not report recovery rates)

**News**  
More detail on page 2

**US Data**  
More detail on page 3

**State Data**  
More detail on page 7

**County of Riverside**  
More detail on page 10

**Weather**  
More detail on page 12

**News** – The collection of news articles is related to COVID-19. The inclusion or order of articles is not intended to reflect their importance, nor is it intended to endorse the political viewpoints or affiliations included in news coverage.

### **Under 40s to be offered alternative to AZ vaccine**

- Most adults under the age of 40 will be given an alternative to the Oxford-AstraZeneca vaccine due to a link with rare blood clots.
- The UK's medicines safety regulator says there have been 242 clotting cases and 49 deaths, with 28.5 million doses of the vaccine administered.
- But the risk is slightly higher in younger age groups.

<https://www.bbc.com/news/health-57021738>

### **Cheers! DC offers free beer after COVID-19 vaccine shot at Kennedy Center**

<https://wtop.com/dc/2021/05/cheers-dc-offers-free-beer-after-covid-19-vaccine-shot-at-kennedy-center/>

### **California aligns mask guidelines with CDC**

- For fully vaccinated persons, face coverings are not required outdoors except when attending crowded outdoor events, such as live performances, parades, fairs, festivals, sports events, or other similar settings.
- For unvaccinated persons, face coverings are required outdoors any time physical distancing cannot be maintained, including when attending crowded outdoor events, such as live performances, parades, fairs, festivals, sports events, or other similar settings.
- In indoor settings outside of one's home, including public transportation, face coverings continue to be required regardless of vaccination status, except as outlined below.

<https://www.ksby.com/news/coronavirus/california-aligns-mask-guidelines-with-cdc>

CDPH State Mask Guidance <https://www.cdph.ca.gov/Programs/CID/DCDC/Pages/COVID-19/guidance-for-face-coverings.aspx>

### **Impact and effectiveness of mRNA BNT162b2 vaccine against SARS-CoV-2 infections and COVID-19 cases, hospitalisations, and deaths following a nationwide vaccination campaign in Israel: an observational study using national surveillance data**

[https://www.thelancet.com/journals/lancet/article/PIIS0140-6736\(21\)00947-8/fulltext](https://www.thelancet.com/journals/lancet/article/PIIS0140-6736(21)00947-8/fulltext)

### **Amazon delays Prime Day in India and Canada as Covid ravages both countries**

- Amazon confirmed to CNBC that it will pause Prime Day in India and Canada as the countries face worsening spread of the coronavirus.
- Prime Day, which typically takes place in July, was postponed to mid-October last year in the U.S. and elsewhere due to the pandemic.

<https://www.cnn.com/2021/05/06/amazon-delays-prime-day-in-india-and-canada-because-of-covid-19.html>

### **No Dancing Allowed: DC Mayor Under Fire for COVID Restriction**

<https://www.nbcwashington.com/news/coronavirus/no-dancing-allowed-dc-mayor-under-fire-for-covid-restriction/2663650/>



# U. S. Data

[https://covid.cdc.gov/covid-data-tracker/#cases\\_casesper100klast7days](https://covid.cdc.gov/covid-data-tracker/#cases_casesper100klast7days)

## United States COVID-19 Cases and Deaths by State

Maps, charts, and data provided by CDC, updates daily by 8 pm ET<sup>†</sup>

TOTAL CASES  
**32,403,159**  
+44,766 New Cases

7 DAY CASE RATE PER 100,000  
**92.5**

TOTAL DEATHS  
**577,041**  
+709 New Deaths

CDC | Updated: May 7 2021 12:27PM

### COVID-19 Community Profile Report 05-06-2021

<https://beta.healthdata.gov/Health/COVID-19-Community-Profile-Report/gqxm-d9w9>

<https://covid.cdc.gov/covid-data-tracker/#vaccinations>

## COVID-19 Vaccinations in the United States

#### Total Vaccine Doses

Delivered **327,124,625**  
Administered **254,779,333**

[Learn more about the distribution of vaccines.](#)

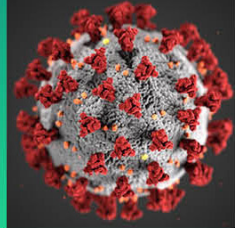
#### People Vaccinated

	At Least One Dose	Fully Vaccinated
Total	150,416,559	110,874,920
% of Total Population	45.3%	33.4%
Population ≥ 18 Years of Age	148,087,774	109,935,132
% of Population ≥ 18 Years of Age	57.4%	42.6%
Population ≥ 65 Years of Age	45,543,746	38,641,055
% of Population ≥ 65 Years of Age	83.3%	70.6%

About these data

CDC | Data as of: May 7, 2021 6:00am ET. Posted: Friday, May 7, 2021 1:34 PM ET

# COVID-19 Science Update



<https://www.cdc.gov/library/covid19/scienceupdates.html?Sort=Date%3A%3Adesc>

[COVID-19 Science Update released: May 7, 2021 Edition 88](#)

[COVID-19 Science Update released: April 30, 2021 Edition 87](#)

[COVID-19 Science Update released: April 23, 2021 Edition 86](#)

[COVID-19 Science Update released: April 16, 2021 Edition 85](#)

[COVID-19 Science Update released: April 9, 2021 Edition 84](#)

[COVID-19 Science Update released: April 2, 2021 Edition 83](#)

## CDC What's New

<https://www.cdc.gov/coronavirus/2019-ncov/whats-new-all.html>

- [5/7/21 Overall US COVID-19 Vaccine Distribution and Administration Update as of Fri, 07 May 2021 06:00:00 EST](#)
- [5/7/21 COVID Data Tracker Recent Updates - 2021-05-06 - Updated Variant Proportions tab now shows nowcast weighted estimates of variant proportions for the most recent 2-week interval](#)
- [5/7/21 COVID Data Tracker Recent Updates - 2021-05-06 - Updated Cases, Deaths, and Testing tab displays case, death, and testing metrics in one location along with the level of community transmission by state, territory, or jurisdiction](#)
- [5/7/21 COVID Data Tracker Recent Updates - 2021-05-06 - Updated Vaccination Demographic Trends tab now displays vaccination progress in the United States by racial/ethnic group and age group](#)
- [5/6/21 Anxiety-Related Adverse Event Clusters After Janssen COVID-19 Vaccination - Five U.S. Mass Vaccination Sites, April 2021](#)
- [5/6/21 Safety Monitoring of the Janssen \(Johnson & Johnson\) COVID-19 Vaccine - United States, March-April 2021](#)
- [5/6/21 Effectiveness of Pfizer-BioNTech and Moderna Vaccines Against COVID-19 Among Hospitalized Adults Aged ≥65 Years - United States, January-March 2021](#)
- [5/5/21 Staffing Resources](#)
- [5/5/21 Importance of COVID-19 Vaccination for Essential Workers](#)
- [5/5/21 Coronavirus Disease 2019 \(COVID-19\)](#)
- [5/5/21 CDC Issues Phases 2B and 3 of the Conditional Sailing Order](#)
- [5/5/21 Cases in the U.S.](#)
- [5/5/21 EARLY RELEASE: Identification of and Surveillance for the SARS-CoV-2 Variants B.1.427 and B.1.429 - Colorado, January-March 2021](#)
- [5/5/21 EARLY RELEASE: Rapid Emergence and Epidemiologic Characteristics of the SARS-CoV-2 B.1.526 Variant - New York City, New York, January 1-April 5, 2021](#)
- [5/5/21 EARLY RELEASE: Modeling of Future COVID-19 Cases, Hospitalizations, and Deaths, by Vaccination Rates and Nonpharmaceutical Intervention Scenarios - United States, April-September 2021](#)
- [5/5/21 Overall US COVID-19 Vaccine Distribution and Administration Update as of Wed, 05 May 2021 06:00:00 EST](#)
- [5/4/21 COVID-19 Forecasts: Deaths](#)
- [5/4/21 El COVID-19 y su salud](#)
- [5/4/21 Previous COVID-19 Forecasts: Hospitalizations](#)
- [5/4/21 SARS-CoV-2 Variants](#)
- [5/4/21 Communication Resources for COVID-19 Vaccines](#)
- [5/4/21 Selected Adverse Events Reported after COVID-19 Vaccination](#)
- [5/4/21 Considerations for Owners and Operators of Multifamily Housing Including Populations at Increased Risk for Complications from COVID-19](#)
- [5/4/21 Returning to Work](#)
- [5/4/21 Crew Disembarkations through Commercial Travel](#)
- [5/4/21 Support For Teens and Young Adults](#)
- [5/4/21 Travelers Returning from Cruise Ship and River Cruise Voyages](#)

## **CDC Guidance**

<https://www.cdc.gov/coronavirus/2019-ncov/communication/guidance-list.html?Sort=Date%3A%3Adesc>

### [Guidance for Operating Child Care Programs during COVID-19](#)

CDC guidance for child care programs to have a plan in place to protect staff, children, and their families from the spread of COVID-19.  
Date: 5/4/21

### [Interim Guidance for Health Departments: COVID-19 Vaccination Implementation for People Experiencing Homelessness](#)

Guidance for Health Departments: COVID-19 Vaccination Implementation for People Experiencing Homelessness Date: 4/29/21

### [Interim Public Health Recommendations for Fully Vaccinated People](#)

Interim public health recommendations describing the type of activities people who are fully vaccinated can do once fully vaccinated.  
Date: 4/28/21

### [COVID-19 Vaccination Program Provider Enrollment: Guidance for Jurisdictions](#)

Guidance to support jurisdictions in enrolling COVID-19 vaccination providers and reporting provider enrollment information to CDC.  
Date: 4/28/21

### [COVID-19 Vaccination Program Provider Enrollment: Guidance for Providers](#)

An overview of the COVID-19 vaccination provider enrollment process including requirements. Date: 4/28/21

### [Interim Public Health Recommendations for Fully Vaccinated People](#)

Interim public health recommendations describing the type of activities people who are fully vaccinated can do once fully vaccinated. Date: 4/26/21

### [Updated Healthcare Infection Prevention and Control Recommendations in Response to COVID-19 Vaccination](#)

CDC recommended infection prevention and control (IPC) practices during the COVID-19 pandemic. Date: 4/26/21

### [Guidance for Organizing Large Events and Gatherings](#)

Learn how to plan various size gatherings during COVID-19 to enhance the protection of individuals and communities. Date: 4/26/21

### [Public Health Guidance for Potential COVID-19 Exposure Associated with Travel](#)

CDC's recommendations for travel-associated exposures. Date: 4/26/21

### [Guidance for Operating Youth and Summer Camps During COVID-19](#)

Learn about summer camps and protecting health during COVID-19. Date: 4/23/21

### [Operational Strategy for K-12 Schools through Phased Prevention](#)

Operational Strategy for K-12 Schools through Phased Mitigation Date: 4/22/21

# California Takes Action to Combat COVID-19

<https://www.gov.ca.gov/california-takes-action-to-combat-covid-19/>



## State Data

<https://covid19.ca.gov/>  
<https://update.covid19.ca.gov/#top>  
<https://www.cdph.ca.gov/Programs/CID/DCDC/Pages/Immunization/ncov2019.aspx#>  
<https://www.cdph.ca.gov/Programs/CID/DCDC/Pages/COVID-19/CovidDataAndTools.aspx>

## “Safer Economy Blueprint”

<https://covid19.ca.gov/safer-economy>

## Blueprint for a Safer Economy – COVID-19 and Equity

<https://www.cdph.ca.gov/Programs/CID/DCDC/Pages/COVID-19/CaliforniaHealthEquityMetric.aspx>  
<https://covid19.healthylplacesindex.org/>  
<https://map.healthylplacesindex.org/>

## Statewide industry guidance to reduce risk

<https://covid19.ca.gov/industry-guidance/#top>  
<https://www.cdph.ca.gov/Programs/CID/DCDC/Pages/Guidance.aspx>

## Safe Schools for All

<https://schools.covid19.ca.gov/>



Office of Governor  
**GAVIN NEWSOM**

Press Releases, Executive Orders, Media Advisories,  
Proclamations, and “On the Record” Column

<https://www.gov.ca.gov/newsroom/>

## Data models

<https://covid19.ca.gov/data-and-tools/>

## Cal/OSHA

<https://www.dir.ca.gov/dosh/>

## Vaccines

<https://covid19.ca.gov/vaccines/>  
<https://myturn.ca.gov/>

As of May 7, California has 3,650,747 confirmed cases of COVID-19, resulting in 61,027 deaths.

Cases	Deaths	Tests	Vaccines Administered
<b>3,650,747</b> Total	<b>61,027</b> Total	<b>61,338,949</b> Total	<b>31,787,822</b> Total
2,471 Today	100 Today	247,021 Today	
↘ 3.8 New cases per 100K	↘ 0.1 New deaths per 100K	↗ 1.2% Test positivity	

State and County Data

Updated May 7, 2021 at 10:00 AM with data from May 6, 2021

**WIDESPREAD**

Many non-essential indoor business operations are closed

**SUBSTANTIAL**

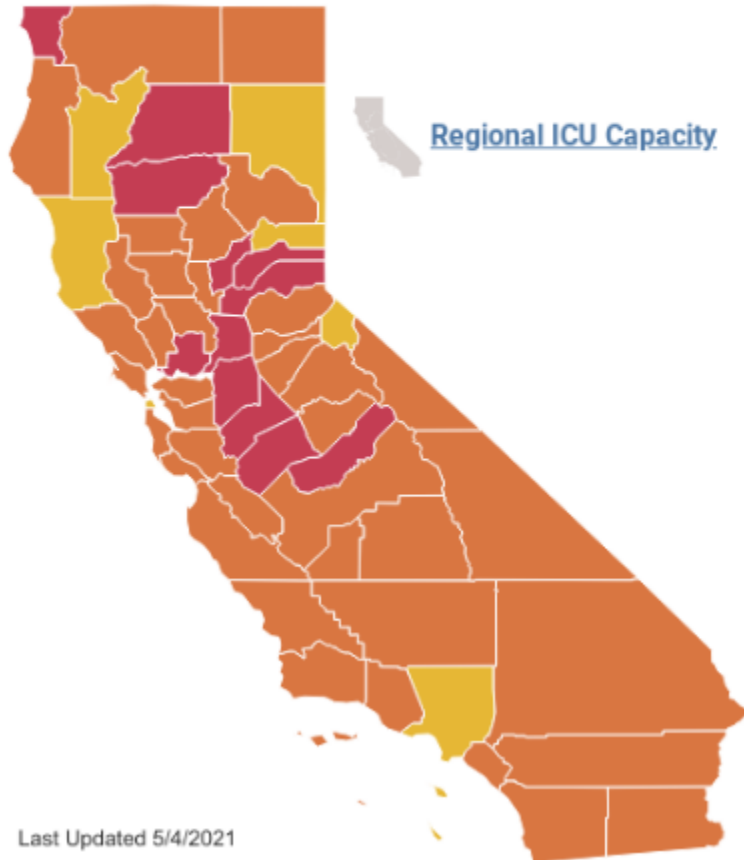
Some non-essential indoor business operations are closed

**MODERATE**

Some indoor business operations are open with modifications

**MINIMAL**

Most indoor business operations are open with modifications



**STATEWIDE METRICS**

**4.2** New COVID-19 positive cases per day per 100K

**1.3%** Positivity rate (7-day average)

**32.8%** ICU availability

Find a county

Highlight County

Click on the map for updated metrics


**COUNTY RISK LEVELS**


	Counties	Population	
Substantial	12	4,654,389	11.6%
Moderate	39	24,188,844	60.3%
Minimal	7	11,285,927	28.1%




### Statewide

**13,736,480 (43.2%)** *People fully vaccinated*  
**5,754,620 (18.1%)** *People partially vaccinated*

 **31,787,822 (78.4%)** *Doses administered*  
**275,264** *Average doses per day*


 **7,323,465** *Doses on hand*  
**(27 days of inventory)**

 **40,562,240** *Doses Delivered*  
**8,677,930** *CDC Pharmacy Doses Delivered*

### Doses Administered by County of Residence

County

Los Angeles	8,012,779
San Diego	2,867,168
Orange	2,657,779
Santa Clara	1,868,089
Alameda	1,582,166
Riverside	1,572,194
San Bernardino	1,262,755
Contra Costa	1,146,635
Sacramento	1,093,700
San Francisco	934,426
San Mateo	774,800
Ventura	712,061
Fresno	651,765
Kern	488,081
Sonoma	481,954
San Joaquin	464,802
Santa Barbara	375,724



Today's count of administered doses includes approximately 63,000 records added since April 29th in the weekly reconciliation process for California's Immunization Information Systems (IIS) data.

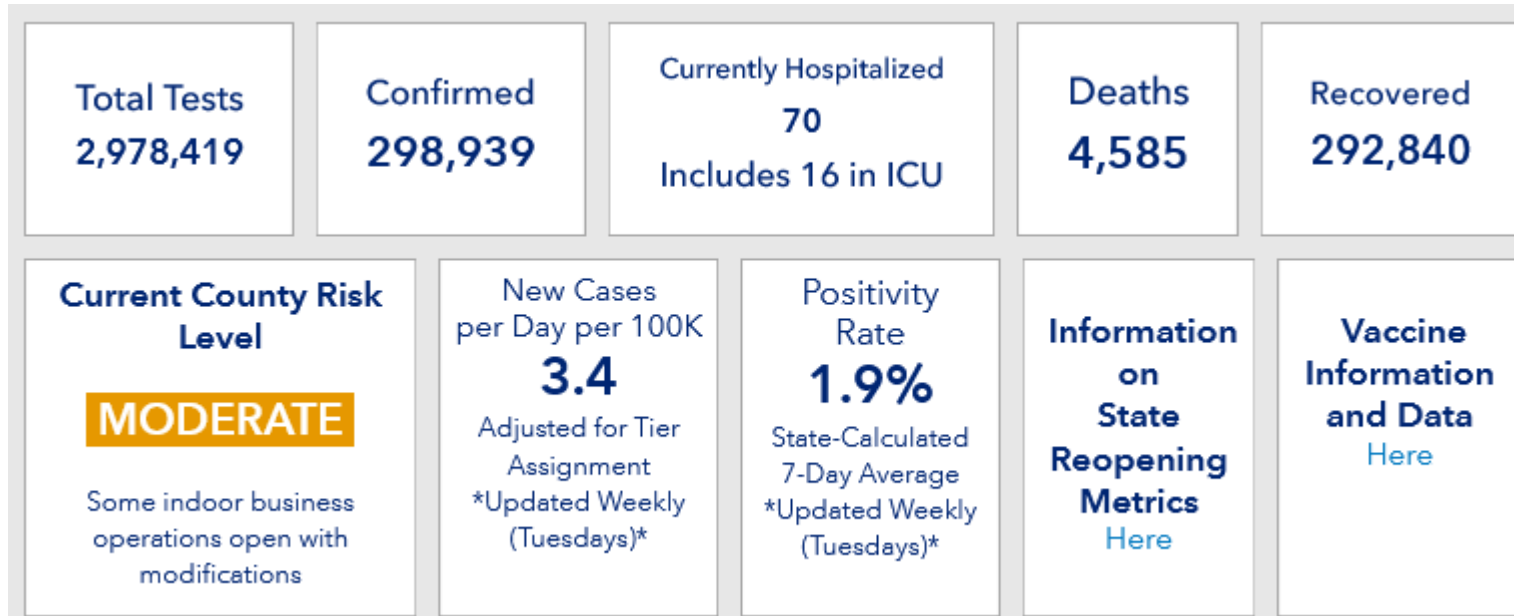
See [Data Dictionary](#) for Details.

Data: 5/6/2021 11:59pm | Posted: 5/7/2021



# Riverside County Data

<https://www.rivcoph.org/coronavirus>



## RUHS Public Health News:

- Vaccine clinic at Hemet shopping mall set to open Wednesday, Alessandro location to close Friday [English](#) / [Spanish](#) - May 03, 2021
- Vaccine clinic at Lake Elsinore stadium closes; new site to be located at nearby outlet mall [English](#) / [Spanish](#) - April 28, 2021
- Riverside County health officials to reinstate use of Johnson and Johnson vaccine at local clinics [English](#) / [Spanish](#) - April 26, 2021
- Riverside County follows federal guidance and places pause on Johnson & Johnson vaccine [English](#) / [Spanish](#) - April 13, 2021

Dashboard -Click [here](#) for more detailed city/community data and reports

Need Food Access –[Click here](#)

<https://www.ruhealth.org/>

Need Peer Support –[Click here](#)

<https://www.ruhealth.org/>

Need Prescriptions Delivered [Click here](#)

<https://www.ruhealth.org/>

## Daily Epidemiology Summary updated 05-05-2021

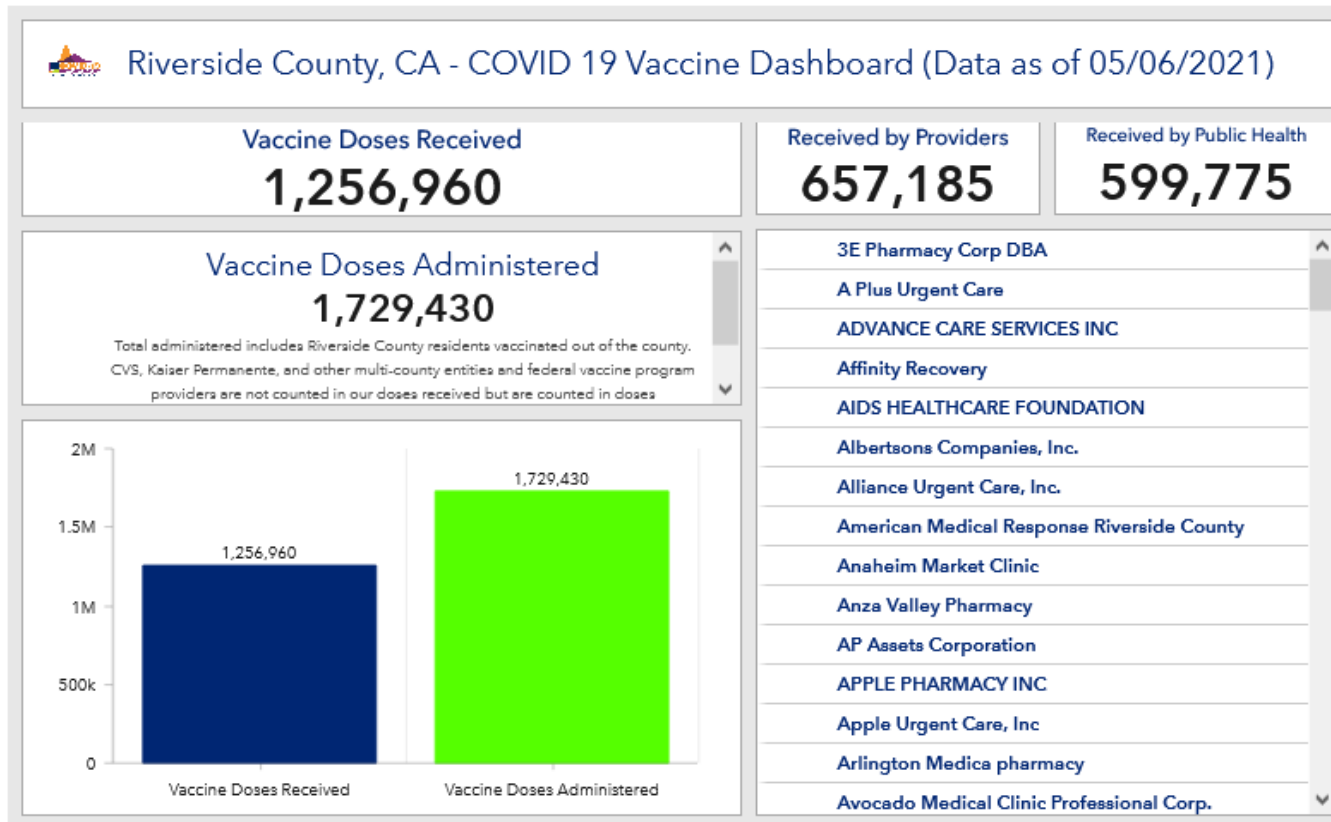
[https://www.rivcoph.org/Portals/0/Documents/CoronaVirus/May2021/Dashboard/1/5.5.21%20External%20Daily\\_COVID-19\\_Updates.pdf?ver=2021-05-05-121057-343&timestamp=1620241871428](https://www.rivcoph.org/Portals/0/Documents/CoronaVirus/May2021/Dashboard/1/5.5.21%20External%20Daily_COVID-19_Updates.pdf?ver=2021-05-05-121057-343&timestamp=1620241871428)

**COVID-19 Vaccine**


<https://www.rivcoph.org/COVID-19-Vaccine>

**RUHS Public Health:**

- Johnson & Johnson Fact Sheet [English](#) / [Spanish](#) - April 26, 2021
- Breakthrough Church vaccine clinic [English](#) / [Spanish](#) - March 09, 2021
- [Sierra Dawn vaccine clinic in Hemet](#) - March 08, 2021
- Good Hope Community Center vaccine clinic [English](#) / [Spanish](#) - March 08, 2021
- Trinity Church vaccine clinic in Moreno Valley [English](#) / [Spanish](#) - March 08, 2021
- Simpson Center vaccine clinics [English](#) / [Spanish](#) - March 03, 2021



# Weather

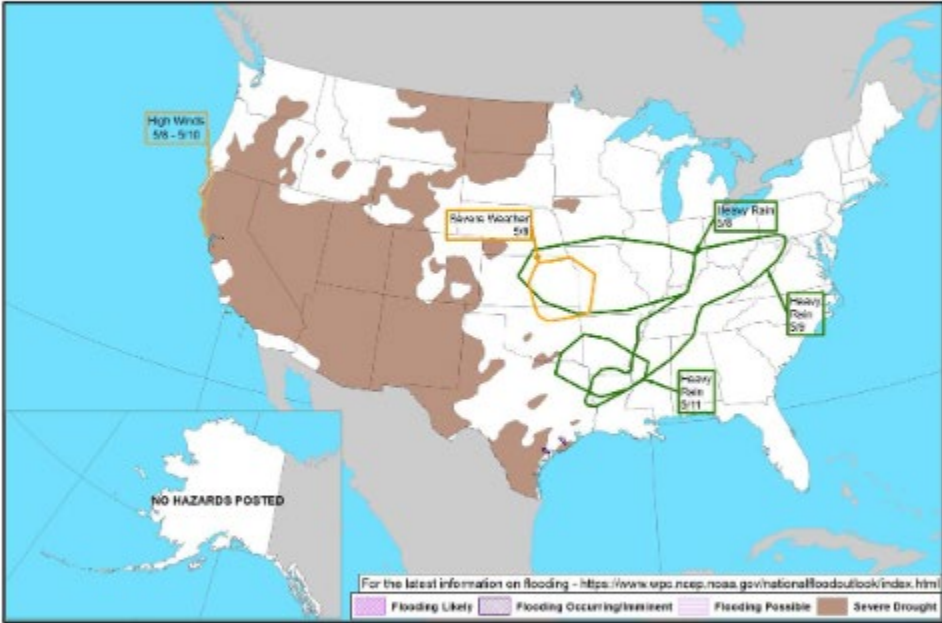
 National Weather Service San Diego, California		<h2 style="text-align: center;">Weather Threats Outlook</h2> <div style="text-align: center; border: 1px solid white; padding: 2px;">12:00 PM Thursday May 6, 2021</div>						
County	Zone	Thu 5/6	Fri 5/7	Sat 5/8	Sun 5/9	Mon 5/10	Tue 5/11	Wed 5/12
San Diego	Beach/Marine	None	None	None	None	None	None	None
	Coast	None	None	None	None	None	None	None
	Valleys	None	Fog	None	None	None	None	None
	Mountains	None	Breezy	Breezy	Breezy	Breezy	None	None
	Deserts	Warm	Windy	Breezy	Breezy	Breezy	Warm	Hot
Orange	Beach	None	None	None	None	None	None	None
	Coast	None	None	None	None	None	None	None
	Inland	None	Fog	None	None	None	None	None
	Mountains	None	None	None	None	None	None	None
Riverside	Inland Empire	Warm	Fog	None	None	None	Warm	Warm
	Mountains	None	Breezy	Breezy	Breezy	Breezy	None	None
	Desert	Warm	Windy	Breezy	Breezy	Breezy	Warm	Hot
San Bernardino	Inland Empire	Warm	Fog	None	None	None	Warm	Warm
	Mountains	None	Breezy	Breezy	Breezy	Breezy	None	None
	Desert	Warm	Breezy	Breezy	Breezy	Breezy	Warm	Warm

**Impact Threat Levels**
None
Low
Medium
High
Extreme

Latest hazard threat table: <https://www.wrh.noaa.gov/sqx/event/dsstable.php>

<https://www.weather.gov/forecastpoints#>

# Hazards Outlook – May 8-12



National Watch Center