



**\*\*Extraordinary Assumptions:** There are a lot of different data sources in this report not all of them match but aid to provide an overall picture of the current situation. COVID-19 Data Source Comparison - [https://covid-19.splunkforgood.com/covid\\_19\\_datasource\\_comparison](https://covid-19.splunkforgood.com/covid_19_datasource_comparison)

# Daily Situation Summary

## Thursday, March 25, 2021

### As of 10:00 AM



### COVID-19 by the Numbers

3/25/2021	Riverside	Imperial	Kern	Los Angeles*	Orange	San Bernardino	San Diego	San Luis Obispo	Santa Barbara	Ventura	California	United States	Global
Total Cases	282,317	27,320	93,728	1,176,572	248,661	284,875	268,156	20,009	32,771	78,930	3,551,056	29,769,325	124,215,843
New Cases	75	18	53	367	144	104	243	9	15	40	1,955	58,922	302,735
Total Cases Per Capita	11,438	14,255	10,108	11,470	7,702	12,847	7,956	7,175	7,181	9,256	8,849	9,018	1,604
New Cases Per Capita	3.04	9.39	5.72	3.58	4.46	4.69	7.21	3.23	3.29	4.69	4.87	17.85	3.91
Recovered	<a href="#">286,100</a>	<a href="#">24,206</a>	<a href="#">37,870</a>	<a href="#">Not Reported</a>	<a href="#">241,709</a>	<a href="#">284,993</a>	<a href="#">260,588</a>	<a href="#">19,837</a>	<a href="#">32,321</a>	<a href="#">77,974</a>	<a href="#">1,928,216</a>	<a href="#">23,133,605</a>	<a href="#">101,409,306</a>
Total Deaths	4,035	699	1,191	22,904	4,626	4,134	3,498	250	438	932	56,850	541,289	2,734,374
New Deaths	26	0	13	61	27	27	4	0	1	5	254	778	6,401
Deaths Per Capita	163.48	364.73	128.44	223.29	143.29	186.43	103.79	89.65	95.97	109.29	141.67	163.98	35.30
% of State's Cases	7.95%	0.77%	2.64%	33.13%	7.00%	8.02%	7.55%	0.56%	0.92%	2.22%	<b>11.93%</b>	<b>23.97%</b>	
Currently in Hospitals	143	10	85	729	172	165	219	6	42	53	2,545		
Total Hospital Beds	3,291	234	1,107	19,265	5,742	3,505	6,475	460	603	1,151	65,541		
Currently in ICU	32	3	18	204	36	37	79	0	12	13	620		
ICU Beds Available	93	7	40	625	242	136	307	21	45	41	2,233		
Case Fatality Rate	1.43%	2.56%	1.27%	1.95%	1.86%	1.45%	1.30%	1.25%	1.34%	1.18%	1.60%	1.82%	2.20%
COVID Tests Daily	2,819	202	954	69,528	4,880	2,623	7,688	217	419	1,268	116,641		
Total COVID Tests	2,019,559	164,156	683,985	24,056,260	2,804,574	2,145,601	3,303,935	241,099	348,370	1,071,416	51,872,760		
Population*	2,468,145	191,649	927,251	10,257,557	3,228,519	2,217,398	3,370,418	278,862	456,373	852,747	40,129,160	<b>330,100,590</b>	<b>7,745,123,000</b>
% of Population	6.15%	0.48%	2.31%	25.56%	8.05%	5.53%	8.40%	0.69%	1.14%	2.13%	<b>1.08%</b>	<b>0.3844%</b>	

Sources: CDPH, WHO, CDC, Local County Data

The date for which case statistics and hospital data were reported. Hospital COVID data are self-reported through a portal managed by the California Hospital Association and pulled at 2pm. COVID case statistics are reported by local health departments to CalREDIE and are pulled at 2pm. Hospital data and case statistics are integrated by the California Department of Technology and made available through the Open Data Portal the following morning. CA Open Data Portal is at least 24 Hours behind although a backlog of new case reports at the State level has ostensibly been cleared, some County dashboards still contain notes that indicate data are missing. \*California Demographics from State Database Blueprint Data Chart 12-15-20 & census.gov . Presumptive active cases - A calculation (Total Cases - Recovered - Dead) (\* LA County does not report recovery rates)

### News

More detail on page 2

### WHO Coronavirus (COVID-19) Dashboard

More detail on page 3

**News** – The collection of news articles is related to COVID-19. The inclusion or order of articles is not intended to reflect their importance, nor is it intended to endorse the political viewpoints or affiliations included in news coverage.

### **Scientists find evidence that novel coronavirus infects the mouth's cells**

- An international team of scientists has found evidence that SARS-CoV-2, the virus that causes COVID-19, can infect cells in other parts of the body, such as the digestive system, blood vessels, kidneys and, as this new study shows, the mouth.
- The potential of the virus to infect multiple areas of the body might help explain the wide-ranging symptoms experienced by COVID-19 patients, including oral symptoms such as taste loss, dry mouth and blistering.
- The findings point to the possibility that the mouth plays a role in transmitting SARS-CoV-2 to the lungs or digestive system via saliva laden with virus from infected oral cells. A better understanding of the mouth's involvement could inform strategies to reduce viral transmission within and outside the body. The team was led by researchers at the National Institutes of Health and the University of North Carolina at Chapel Hill.

<https://www.nih.gov/news-events/news-releases/scientists-find-evidence-novel-coronavirus-infects-mouths-cells>

### **Syria provides Lebanon oxygen supplies amid dire shortages**

- War-torn Syria promised oxygen supplies to neighboring Lebanon as both countries struggle with unprecedented economic woes and a surge of coronavirus infections.
- “We will supply Lebanon with 75 tons of oxygen in instalments of 25 tons a day for a period of three days,” Health Minister Hasan al-Ghabbash told reporters after a meeting with his Lebanese counterpart on Wednesday.

<https://www.aljazeera.com/news/2021/3/24/syria-promises-to-lebanon-oxygen-supplies-amid-dire-shortages>

### **Why are more young people getting sick with Covid-19 in Brazil?**

- Since the new year, Brazil has descended into its worst days of this pandemic so far. Daily death and case numbers have shattered previous records.
- Amid the surge, a worrying pattern has emerged—more young people seem to be getting severely ill and dying from Covid-19.
- Officials said 60% of younger patients with Covid-19 needed ICU beds.
- According to a March 4 study of eight Brazilian states by national health research institute Fiocruz, over half of all Covid-19 cases in six states were "associated with variants of concern" including P.1(Brazil), as well as variants first identified in the UK and South Africa.

<https://www.cnn.com/2021/03/24/americas/brazil-youth-covid-19-intl-latam/index.html>

### **Greece Lifts Tourist Cap, Cyprus Opens Skies to Visiting Israelis Starting April 1**

<https://www.haaretz.com/israel-news/greece-lifts-cap-on-israeli-tourists-but-reinstates-covid-test-requirement-1.9646235>

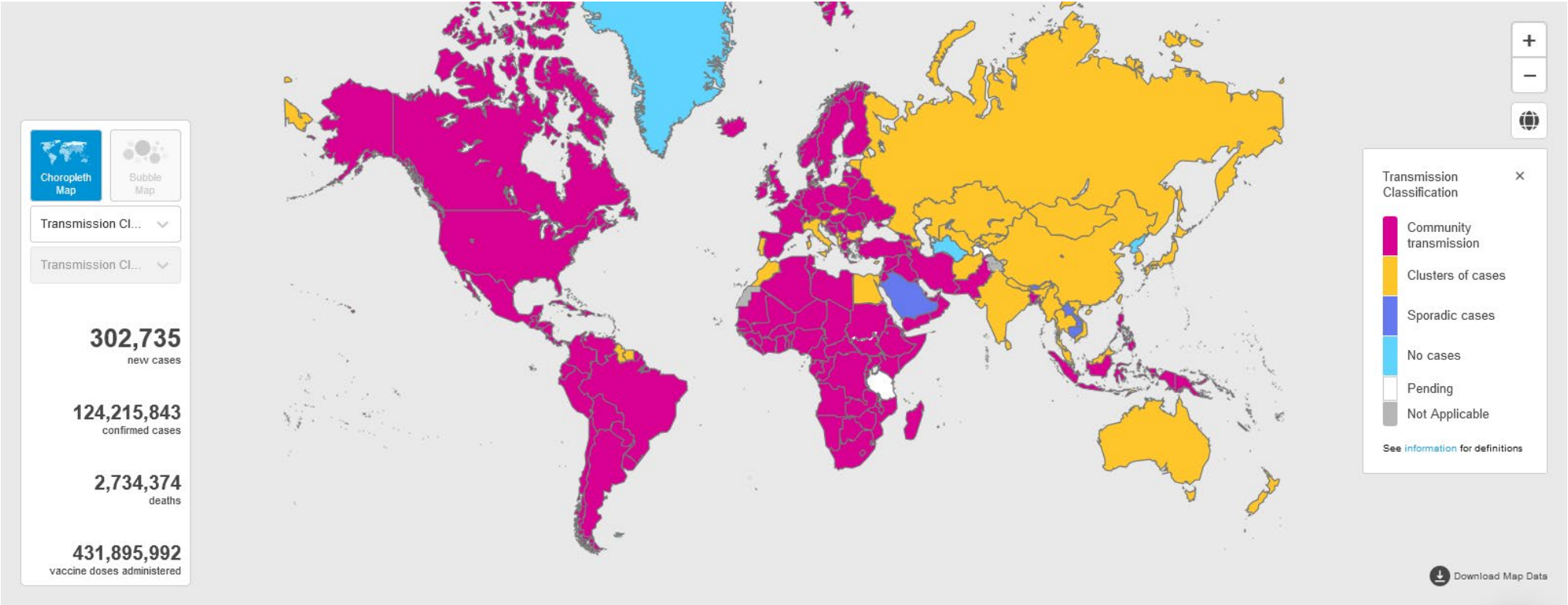
### **Biden will announce new Covid vaccine goal: 200 million shots within his first 100 days**

- President Joe Biden plans Thursday to announce a new goal of 200 million Covid vaccination shots being given within his first 100 days in office, a White House official told NBC News.
- As of last Friday, the United States [had 100 million coronavirus vaccinations](#) conducted. That benchmark — which was [Biden's original target](#) — was reached on his 59th day in office.
- Biden is set to discuss the new target Thursday afternoon [at his first press conference as president](#).

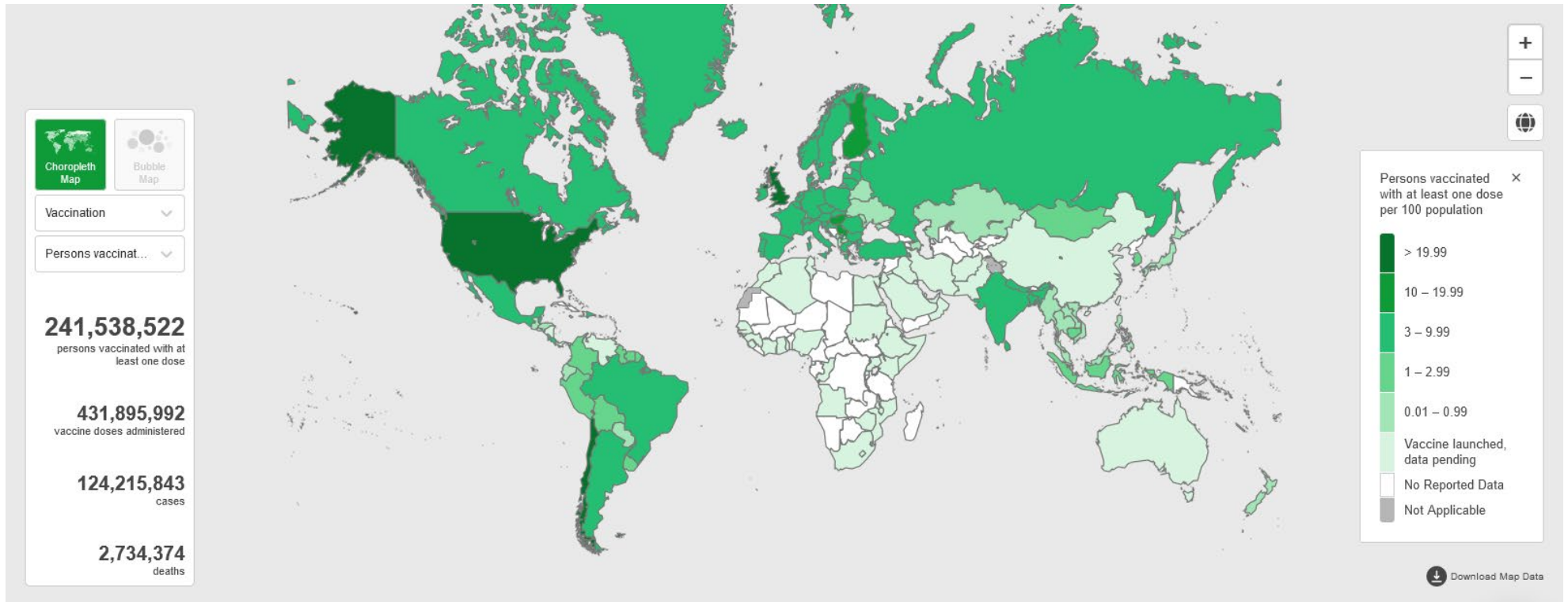
<https://www.cnn.com/2021/03/25/biden-will-announce-new-covid-vaccine-goal-200-million-shots-within-his-first-100-days.html>

# WHO Coronavirus (COVID-19) Dashboard

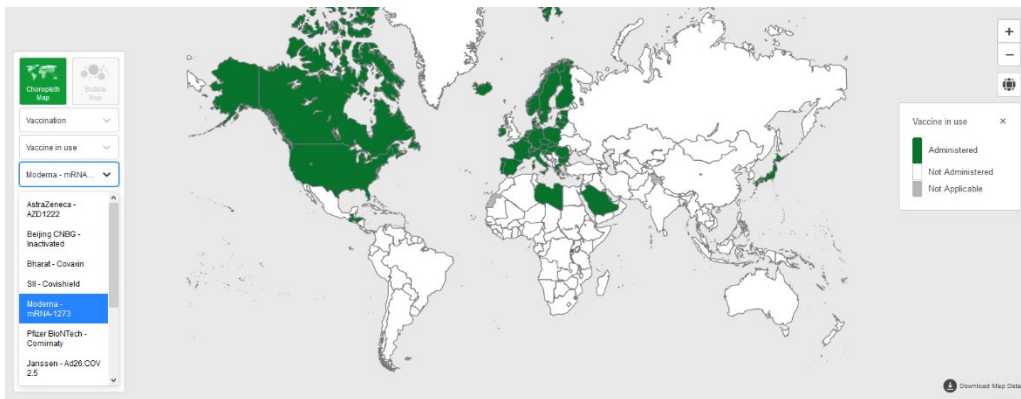
<https://covid19.who.int/>



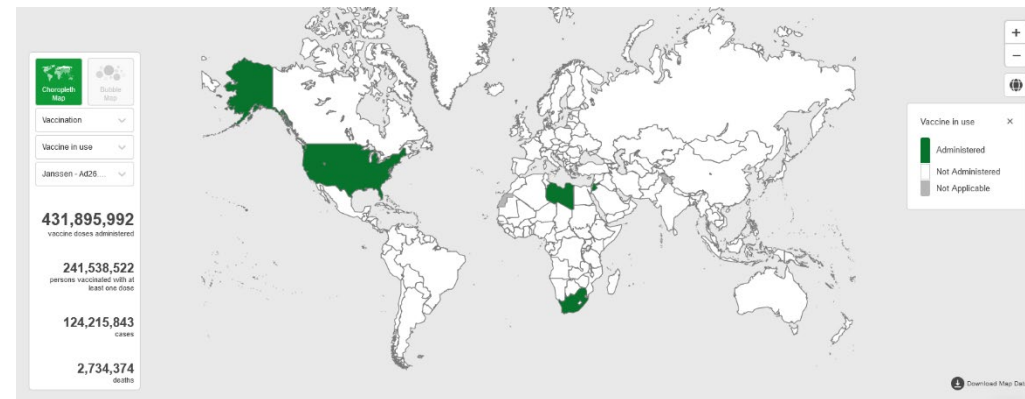
## Persons with at least one dose of Vaccine per capita



## Use of Moderna – mRNA-1273



## Use of Janssen- Ad26.COV 2.5



## Number of Vaccine brands used per country

