



****Extraordinary Assumptions:** There are a lot of different data sources in this report not all of them match but aid to provide an overall picture of the current situation. COVID-19 Data Source Comparison - https://covid-19.splunkforgood.com/covid_19_datasource_comparison

Daily Situation Summary

Monday, March 8, 2021

As of 10:00 AM



COVID-19 by the Numbers

3/8/2021	Riverside	Imperial	Kern	Los Angeles*	Orange	San Bernardino	San Diego	San Luis Obispo	Santa Barbara	Ventura	California	United States	Global
Total Cases	280,379	27,019	92,746	1,162,749	246,771	282,860	262,965	19,614	32,218	78,487	3,504,652	28,813,424	116,521,281
New Cases	154	10	62	1,004	137	123	187	22	42	48	3,258	41,675	354,629
Total Cases Per Capita	11,360	14,098	10,002	11,336	7,643	12,756	7,802	4,298	7,261	9,204	8,733	8,729	1,504
New Cases Per Capita	6.24	5.22	6.69	9.79	4.24	5.55	5.55	4.82	9.47	5.63	8.12	12.62	4.58
Recovered	278,716	23,944	37,013	Not Reported	236,312	282,967	253,640	19,225	31,637	76,601	1,881,948	20,364,862	93,197,034
Total Deaths	3,892	639	942	22,029	4,226	3,153	3,390	246	423	883	54,224	523,850	2,589,548
New Deaths	0	0	0	21	53	16	5	0	0	0	100	877	7,020
Deaths Per Capita	157.69	333.42	101.59	214.76	130.90	142.19	100.58	53.90	95.33	103.55	135.12	158.69	33.43
Presumptive active cases	-2,229	2,436	54,791		6,233	-3,260	5,935	143	158	1,003	1,568,480	7,924,712	20,734,699
% of State's Cases	8.00%	0.77%	2.65%	33.18%	7.04%	8.07%	7.50%	0.56%	0.92%	2.24%	12.16%	24.73%	
Currently in Hospitals	251	15	112	1,119	288	249	345	15	51	99	3,766		
Total Hospital Beds	3,239	234	1,127	19,119	5,782	3,465	6,450	460	603	1,145	64,967		
Currently in ICU	64	7	33	369	84	50	114	4	15	25	1,065		
ICU Beds Available	78	5	34	572	260	118	255	25	36	50	2,146		
Case Fatality Rate	1.39%	2.37%	1.02%	1.89%	1.71%	1.11%	1.29%	1.25%	1.31%	1.13%	1.55%	1.82%	2.22%
Population*	2,468,145	191,649	927,251	10,257,557	3,228,519	2,217,398	3,370,418	456,373	443,738	852,747	40,129,160	330,100,590	7,745,123,000
% of Population	6.15%	0.48%	2.31%	25.56%	8.05%	5.53%	8.40%	1.14%	1.11%	2.13%	1.06%	0.3720%	

Sources: CDPH, WHO, CDC, Local County Data

The date for which case statistics and hospital data were reported. Hospital COVID data are self-reported through a portal managed by the California Hospital Association and pulled at 2pm. COVID case statistics are reported by local health departments to CalREDIE and are pulled at 2pm. Hospital data and case statistics are integrated by the California Department of Technology and made available through the Open Data Portal the following morning. CA Open Data Portal is at least 24 Hours behind although a backlog of new case reports at the State level has ostensibly been cleared, some County dashboards still contain notes that indicate data are missing. *California Demographics from State Database Blueprint Data Chart 12-15-20 & census.gov . Presumptive active cases - A calculation (Total Cases - Recovered - Dead) (* LA County does not report recovery rates)

News

More detail on page 2

US Data

More detail on page 4

State Data

More detail on page 8

Riverside County Data

More detail on page 10

Weather

More detail on page 12

News – The collection of news articles is related to COVID-19. The inclusion or order of articles is not intended to reflect their importance, nor is it intended to endorse the political viewpoints or affiliations included in news coverage.

Interim Public Health Recommendations for Fully Vaccinated People

- This guidance, people are considered fully vaccinated for COVID-19 ≥ 2 weeks after they have received the second dose in a 2-dose series (Pfizer-BioNTech or Moderna), or ≥ 2 weeks after they have received a single-dose vaccine (Johnson and Johnson).
- The following recommendations apply to non-healthcare settings Fully vaccinated people can:
 - Visit with other fully vaccinated people indoors without wearing masks or physical distancing
 - Visit with unvaccinated people from a single household who are at low risk for severe COVID-19 disease indoors without wearing masks or physical distancing
 - Refrain from quarantine and testing following a known exposure if asymptomatic
- For now, fully vaccinated people should continue to:
 - Take precautions in public like wearing a well-fitted mask and physical distancing
 - Wear masks, practice physical distancing, and adhere to other prevention measures when visiting with unvaccinated people who are at increased risk for severe COVID-19 disease or who have an unvaccinated household member who is at increased risk for severe COVID-19 disease
 - Wear masks, maintain physical distance, and practice other prevention measures when visiting with unvaccinated people from multiple households
 - Avoid medium- and large-sized in-person gatherings
 - Get tested if experiencing COVID-19 symptoms
 - Follow guidance issued by individual employers
 - Follow CDC and health department travel requirements and recommendations

<https://www.cdc.gov/coronavirus/2019-ncov/vaccines/fully-vaccinated-guidance.html>

Related

CDC releases highly anticipated guidance for people fully vaccinated against Covid-19

https://www.cnn.com/world/live-news/coronavirus-pandemic-vaccine-updates-03-08-21/h_b0b5eb2aa12e4b8cc008e6a7196eca48

House prepares to pass \$1.9 trillion Covid relief bill, and Biden is expected to sign it this week

- The House plans to pass Democrats' \$1.9 trillion coronavirus relief bill this week, following Senate approval on Saturday.
- President Joe Biden is expected to sign the legislation before unemployment programs expire on Sunday.
- The plan includes extra unemployment benefits, rental assistance, Covid-19 vaccination funds and direct payments, which are set to start going out this month.

<https://www.cnn.com/2021/03/08/stimulus-update-house-plans-to-pass-biden-covid-relief-bill-tuesday.html>



COVID-19 vaccines available to 50+, those with Type 2 diabetes, end-stage renal disease in Ohio Thursday

- Ohioans ages 50 and older and those with Type 2 diabetes or end-stage renal disease will be eligible to receive the COVID-19 vaccine starting Thursday, Gov. Mike DeWine announced Monday.

<https://www.cincinnati.com/story/news/politics/2021/03/08/ohios-one-stop-vaccine-website-goes-live-gov-mike-dewine-update/4591425001/>

Mask burning rally in Idaho fans COVID-19 worries in Oregon

- Parents cheered Saturday on the steps of the Idaho Capitol building as children threw handfuls of surgical masks into a fire. Far-right groups and some lawmakers held similar demonstrations in more than 20 Idaho towns, seizing on growing impatience with COVID-19 restrictions.
- Idaho Lt. Gov. Janice McGeachin and state Rep. Dorothy Moon addressed the crowd of more than 100 people, standing behind a lectern on the Capitol steps. Idaho is one of 16 states that have not implemented a statewide mask mandate. Still, some cities in the state like Boise, where Saturday's rally was held, have emergency orders requiring face masks and social distancing.

Video: <https://twitter.com/i/status/1368261041696632832>

<https://www.opb.org/article/2021/03/08/mask-burning-idaho-oregon-peoples-rights-far-right/>

Newsom Announces Plan To Loosen California's Lockdown Requirements Amid Recall Pressure

- Southern California counties and others across the state could be cleared to open more businesses and lift other restrictions sooner than anticipated under a new plan announced on Thursday by Governor Gavin Newsom.

https://deadline.com/2021/03/newsom-announces-plan-to-loosen-californias-lockdown-requirements-amid-recall-pressure-1234706693/?fbclid=IwAR1HC1QPauMuMzhXjN72DaPX6CiZbqYS8oDpXjak7p4EeF_UAaPt0VGiOJM

Related

Gov. Newsom provides update on state's vaccine equity metric

<https://www.abc10.com/article/news/health/coronavirus/vaccine/covid-19-updates-in-northern-california-march-8-2021/103-e4dc1200-ef84-4bbf-b57b-fe114dc9f356>

Coming to California? You are advised to follow the Golden State's COVID-19 protocol

- As states like Texas, Alabama and now our neighbors to the east in Arizona, lift all coronavirus restrictions, California is reopening at a much slower pace, San Diego, especially as the county remains in the most restrictive purple tier. And though we've made progress with our numbers, public officials are worried that residents from other states with higher case rates might be traveling to southern California.
- On Friday, [California public health officials announced that outdoor theme parks and stadiums can be open at a limited capacity](#) starting on April 1st. In addition to this, you must be a California resident to attend a ballgame or go to Disneyland - this in an attempt to curb the amount of people travelling from out of state. But there are no rules for people travelling across state lines to visit San Diego's beaches, boardwalks, or restaurants. Supervisor Fletcher just hopes that tourists coming to visit California, follow the rules for the state they're visiting
- "I really think the important message is we just need people to continue to be safe," notes Fletcher "We're on the right path and we want to continue our progress. I think caution would be the word of advice I'd give."

<https://www.cbs8.com/article/news/local/visitors-advised-to-follow-california-covid19-protocol/509-6544cddd-6248-44af-ae3a-e6491d9dd0c4>

Related

Disneyland set to reopen April 1? The latest updates on when the theme park can open

<https://www.cnet.com/news/disneyland-set-to-reopen-april-1-heres-the-latest-updates-on-when-the-theme-park-can-open/>



U.S. Data

https://covid.cdc.gov/covid-data-tracker/#cases_casesper100klast7days

United States COVID-19 Cases and Deaths by State

Reported to the CDC since January 21, 2020

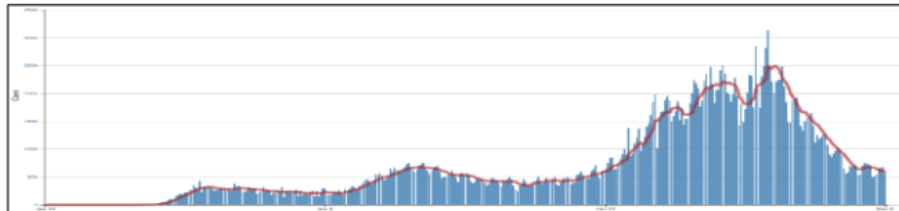


<https://covid.cdc.gov/covid-data-tracker/#vaccinations>

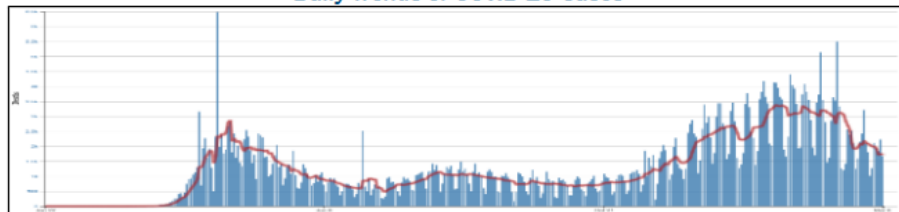
COVID-19 Vaccinations in the United States



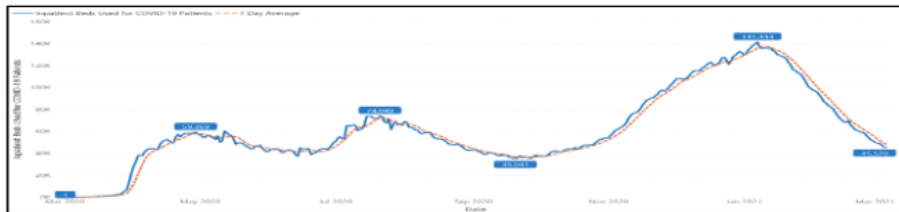
COVID-19 Weekly Update *(CDC data, as of March 7)*



Daily Trends of COVID-19 Cases



Daily Trends of COVID-19 Deaths



National Inpatient Beds Used - COVID-19 Patients

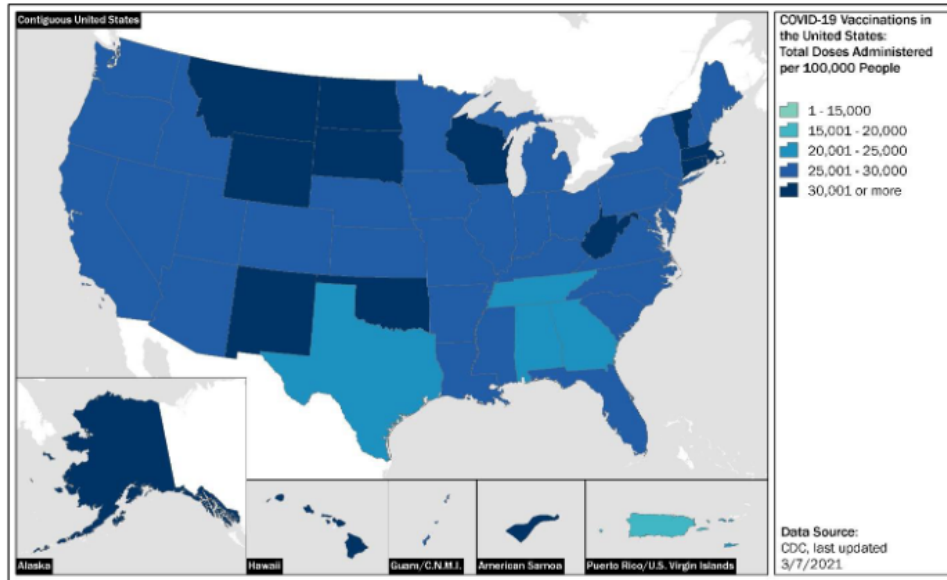
Key Updates:

- U.S. COVID-19 totals:
 - Confirmed Cases: 28,771,749 (+416,329)
 - Confirmed Deaths: 522,973 (+12,196)
- Major Disaster Declarations: 58 Emergency Declarations: 43
- Public Assistance obligated for COVID-19 Response: \$15.6 billion (+300M)
- FEMA NRCC activated to Level I in support of COVID-19 operations



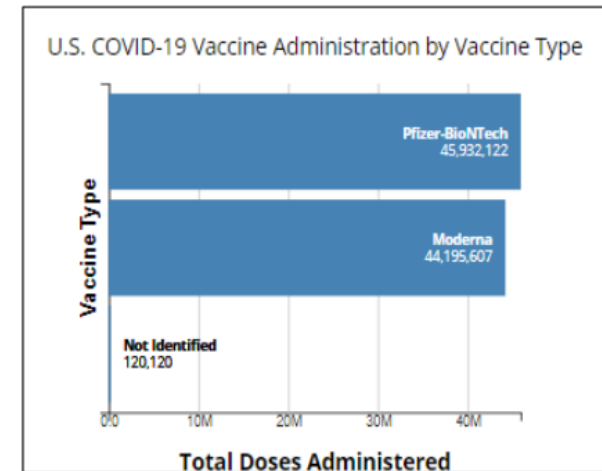
National Watch Center

COVID-19 Vaccine Weekly Update *(CDC data, as of March 7)*



Key Updates:

- Total Doses:
 - Distributed : 116,363,405 (+19,960,915)
 - Administered: 90,351,750 (+15,115,747)
 - People Receiving 1 or More Doses: 58,873,710 (+9,101,530)
- People Receiving 2 Doses: 30,686,881 (+5,906,961)
- Doses Administered in Long-Term Care Facilities: 7,389,102 (+276,565)
- Federally-Supported Sites (CVCs): 712



National Watch Center

CDC What's New

<https://www.cdc.gov/coronavirus/2019-ncov/whats-new-all.html>

- [CDC Issues First Set of Guidelines on How Fully Vaccinated People Can Visit Safely with Others](#) Monday, March 08, 2021
- [EARLY RELEASE: Body Mass Index and Risk for COVID-19-Related Hospitalization, Intensive Care Unit Admission, Invasive Mechanical Ventilation, and Death - United States, March-December 2020](#) Monday, March 08, 2021
- [Overall US COVID-19 Vaccine Distribution and Administration Update as of Mon, 08 Mar 2021 06:00:00 EST](#) Monday, March 08, 2021
- [When You've Been Fully Vaccinated](#) Monday, March 08, 2021
- [Science Brief: Background Rationale and Evidence for Public Health Recommendations for Fully Vaccinated People](#) Monday, March 08, 2021
- [COVID-19 Vaccines for Teachers, School Staff, and Childcare Workers](#) Monday, March 08, 2021
- [Key Things to Know About COVID-19 Vaccines](#) Monday, March 08, 2021
- [COVID-19 Vaccine Information for Specific Groups](#) Monday, March 08, 2021
- [Science Briefs](#) Monday, March 08, 2021
- [Things to Know about the COVID-19 Pandemic](#) Monday, March 08, 2021
- [Vaccines](#) Monday, March 08, 2021
- [COVID-19 Serology Surveillance](#) Monday, March 08, 2021
- [Coronavirus Disease 2019 \(COVID-19\)](#) Monday, March 08, 2021
- [COVID-19 Travel Recommendations by Country](#) Monday, March 08, 2021
- [How to Protect Yourself & Others](#) Monday, March 08, 2021
- [US COVID-19 Cases Caused by Variants](#) Sunday, March 07, 2021
- [What to Expect at Your Appointment to Get Vaccinated for COVID-19](#) Sunday, March 07, 2021
- [COVID-19 Vaccines for People at Increased Risk for Severe Illness from COVID-19](#) Saturday, March 06, 2021
- [Staffing Resources](#) Saturday, March 06, 2021
- [Appendices](#) Saturday, March 06, 2021
- [EARLY RELEASE: Association of State-Issued Mask Mandates and Allowing On-Premises Restaurant Dining with County-Level COVID-19 Case and Death Growth Rates - United States, March 1-December 31, 2020](#) Friday, March 05, 2021
- [Pregnant People](#) Friday, March 05, 2021
- [For People Living in Prisons and Jails](#) Friday, March 05, 2021
- [COVID-19 Science Update released: March 5, 2021 Edition 79](#) Friday, March 05, 2021
- [Toolkit for Pregnant People and New Parents](#) Friday, March 05, 2021
- [Workplace Vaccination Program](#) Friday, March 05, 2021
- [Frequently Asked Questions about v-safe](#) Friday, March 05, 2021
- [COVID-19 Vaccination Considerations for Persons with Underlying Medical Conditions](#) Friday, March 05, 2021
- [Possible Side Effects After Getting a COVID-19 Vaccine](#) Friday, March 05, 2021
- [Importance of COVID-19 Vaccination for Residents of Long-term Care Facilities](#) Friday, March 05, 2021
- [Operational Considerations for Adapting a Contact Tracing Program to Respond to the COVID-19 Pandemic](#) Friday, March 05, 2021

CDC Guidance

<https://www.cdc.gov/coronavirus/2019-ncov/communication/guidance-list.html?Sort=Date%3A%3Adesc>

[Interim Public Health Recommendations for Fully Vaccinated People](#)

Interim public health recommendations describing the type of activities people who are fully vaccinated can do once fully vaccinated. Date: 3/7/21

[Guidance for Organizing Large Events and Gatherings](#)

Learn how to plan various size gatherings during COVID-19 to enhance the protection of individuals and communities. Date: 3/7/21

[Operational Considerations for Adapting a Contact Tracing Program to Respond to the COVID-19 Pandemic in non-US Settings](#)

Contact tracing is a key component of controlling transmission of infectious diseases. This document is for CDC country offices, ministries of health, sub-national public health authorities, and other implementing partners in non-US settings. While select adaptations may be relevant for any jurisdiction, the document focuses on adaptations that might be especially useful in low- and middle-income countries.

Date: 3/4/21

[Disaster Sheltering of Household Pets, Service Animals, and Support Animals](#)

This guidance is for emergency planners who may need to consider local conditions, statutory authorities, resources, agreements, and other critical factors to plan for disaster sheltering of household pets, service animals, and support animals during the pandemic. Date:

3/4/21

[Reduce the Risk of SARS-CoV-2 Spreading between People and Wildlife](#)

These recommendations may make it less likely for SARS-CoV-2, the virus that causes COVID-19, to spread between people and wildlife to protect human health, animal health, and minimize adverse public health and conservation outcomes. Date: 3/3/21

[Interim Considerations: Preparing for the Potential Management of Anaphylaxis after COVID-19 Vaccination](#)

Interim Considerations: Preparing for the Potential Management of Anaphylaxis at COVID-19 Vaccination Sites Date: 3/2/21

[Strategies to Mitigate Healthcare Personnel Staffing Shortages](#)

Healthcare facilities, learn how to best mitigate staff shortages that may occur during COVID-19. Date: 3/1/21

[Guidance for Operating Child Care Programs during COVID-19](#)

This information is intended for child care programs that remain open, and should be used in conjunction with CDC's guidance for administrators of child care programs and K-12 schools. This guidance does not supersede state and local laws and policies for child care programs. Date: 3/1/21

[Interim U.S. Guidance for Risk Assessment and Work Restrictions for Healthcare Personnel with Potential Exposure to SARS-CoV-2](#)

Find CDC's guidance on assessing, monitoring, and restricting risk for those who work in healthcare facilities during COVID-19.

Date: 3/1/21

[Guidance for Operating Child Care Programs during COVID-19](#)

This information is intended for child care programs that remain open, and should be used in conjunction with CDC's guidance for administrators of child care programs and K-12 schools. This guidance does not supersede state and local laws and policies for child care programs. Date: 2/28/21

[Operational Strategy for K-12 Schools through Phased Mitigation](#)

Operational Strategy for K-12 Schools through Phased Mitigation Date: 2/25/21

California Takes Action to Combat COVID-19

<https://www.gov.ca.gov/california-takes-action-to-combat-covid-19/>



State Data

<https://covid19.ca.gov/>
<https://update.covid19.ca.gov/#top>
<https://www.cdph.ca.gov/Programs/CID/DCDC/Pages/Immunization/ncov2019.aspx#>
<https://www.cdph.ca.gov/Programs/CID/DCDC/Pages/COVID-19/CovidDataAndTools.aspx>

“Safer Economy Blueprint”

<https://covid19.ca.gov/safer-economy>

Blueprint for a Safer Economy – COVID-19 and Equity

<https://www.cdph.ca.gov/Programs/CID/DCDC/Pages/COVID-19/CaliforniaHealthEquityMetric.aspx>
<https://covid19.healthylivesindex.org/>
<https://map.healthylivesindex.org/>

Statewide industry guidance to reduce risk

<https://covid19.ca.gov/industry-guidance/#top>
<https://www.cdph.ca.gov/Programs/CID/DCDC/Pages/Guidance.aspx>

Safe Schools for All

<https://schools.covid19.ca.gov/>

Data models

<https://covid19.ca.gov/data-and-tools/>

Cal/OSHA

<https://www.dir.ca.gov/dosh/>

Vaccines

<https://covid19.ca.gov/vaccines/>
<https://myturn.ca.gov/>

<https://covid19.ca.gov/vaccines/>

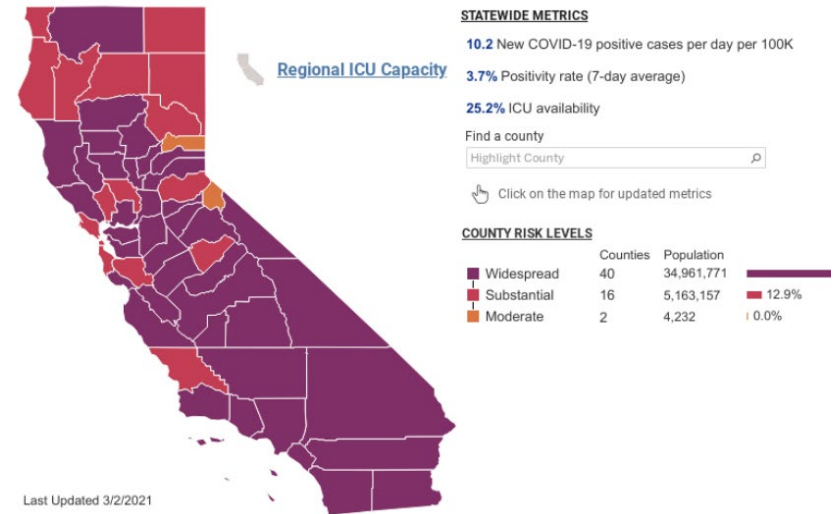


Office of Governor
GAVIN NEWSOM

Press Releases, Executive Orders, Media Advisories, Proclamations, and “On the Record” Column

<https://www.gov.ca.gov/newsroom/>

<https://covid19.ca.gov/state-dashboard/#top>



SEE THE NUMBERS

Tracking COVID-19

Total Cases	Total Deaths	Total Tests
3,504,652	54,224	49,922,499
3,258 Today	100 Today	276,485 Today
+0.1% Increase from prior day total	+0.2% Increase from prior day total	+0.6% Increase from prior day total

Updated March 8, 2021 at 11:00 AM with data from March 7, 2021

CA.GOV COVID-19: Vaccine Dashboard



County



Doses Administered by County of Residence

Los Angeles	2,569,583
San Diego	1,065,999
Orange	860,133
Riverside	532,595
Santa Clara	502,903
Alameda	491,913
San Bernardino	416,657
Contra Costa	368,545
Sacramento	343,609
San Francisco	287,734
San Mateo	260,343
Ventura	232,793

CDC Pharmacy Partnership Programs **



* Doses shipped and delivered include doses that were distributed as part of the CDC Long Term Care Facility Pharmacy Partnership (LTCF) program to vaccinate residents at California's Skilled Nursing Facilities and other congregate living facilities, and Federal Retail Pharmacy Program. This does not include the following Federal entities: Indian Health Service, Department of Defense, U.S. Federal Bureau of Prisons, and Veterans Affairs. Data files downloaded from Operation Warp Speed Tiberius platform at 6am daily.

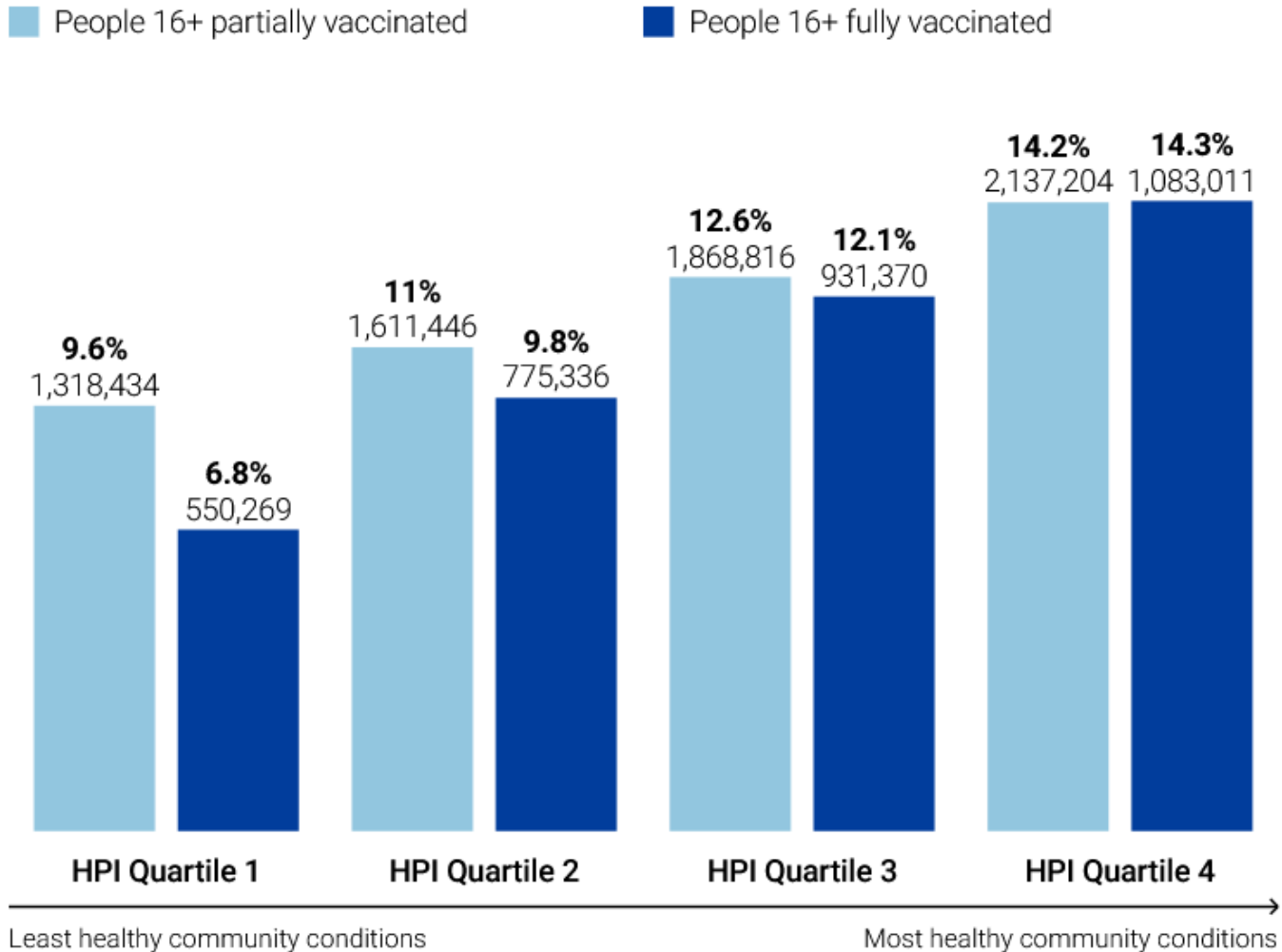
** CDC Pharmacy Partnership for Long-Term Care Facility (LTCF) Program and Federal Retail Pharmacy Program doses are a subset of the total.

Due to scheduled maintenance of the San Diego Immunization Registry over this past weekend, today's count of vaccines administered includes data from March 6, 2021, and March 7, 2021 that was not previously reported for San Diego County.

Data: 3/7/2021 11:59pm | Posted: 3/8/2021

Vaccinations by number of people vaccinated

People partially and fully vaccinated in California

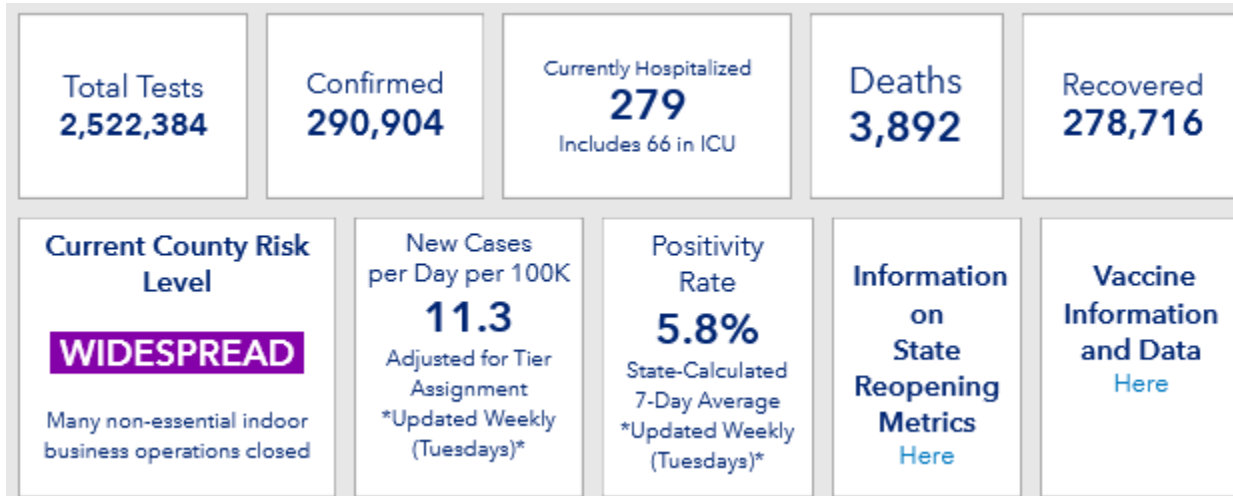


Updated March 8, 2021 with data from March 7, 2021. "Partially vaccinated" represents individuals who have received at least one dose of the Pfizer or Moderna vaccine. "Fully vaccinated" represents individuals who have received two doses of the Pfizer or Moderna vaccine, or one dose of the Janssen vaccine. Percentage for number of people calculated as people vaccinated in a quartile divided by population of people 16 years of age and over in a quartile.



Riverside County Data

<https://www.rivcoph.org/coronavirus>



RUHS Public Health News:

- Riverside County health officials open new COVID19 vaccine site in Moreno Valley [English](#) / [Spanish](#) - March 5, 2021
- [Riverside County, Lift to Rise, and Inland SoCal United Way, Announce Applications for Next Round of United Lift Rental Assistance](#) - March 5, 2021
- Moderate and high-contact youth and adult sports may now resume in Riverside County [English](#) / [Spanish](#) / [Advisory Letter](#) - March 2, 2021
- Changes to COVID-19 vaccination clinics to better serve Riverside County residents [English](#) / [Spanish](#) - March 1, 2021
- [Riverside County health officials continue to urge residents to get tested for COVID-19](#) - February 24, 2021
- [More youth and adult sports may soon resume in Riverside County](#) - February 23, 2021
- [Schools with approved COVID-19 prevention plans may return to in-person instruction](#) - February 23, 2021
- County, City of Palm Springs partner to open new vaccine clinic in Coachella Valley [English](#) / [Spanish](#) - February 10, 2021
- Number of second-dose vaccines administered rising in Riverside County as more doses become available [English](#) / [Spanish](#) - February 8, 2021

Dashboard -Click [here](#) for more detailed city/community data and reports

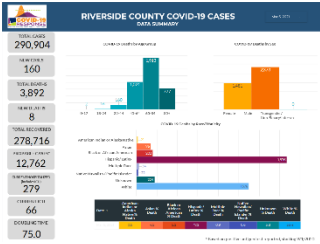
Find a a testing site

Get tested for [#COVID19](#) with or without medical insurance at no cost to you! Make an appointment here <https://gettested.ruhealth.org>
[#RivCoNOW](#) [#RUHealth](#)

Need Food Access – Click [here](#)
<https://www.ruhealth.org/>

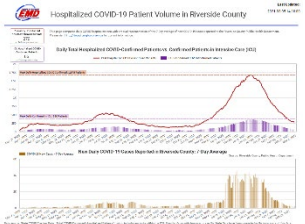
Need Peer Support – Click [here](#)
<https://www.ruhealth.org/>

Need Prescriptions Delivered – Click [here](#)
<https://www.ruhealth.org/>



Daily Epidemiology Summary updated 3-5-2021

https://www.rivcoph.org/Portals/0/Documents/CoronaVirus/March2021/Dashboard/2/3.5.21_External_Daily_COVID-19_Updates.pdf?ver=2021-03-05-152022-160×tamp=1614986426970



Licensed Hospital/ICU Beds Utilization Trends updated 3-5-2021

https://www.rivcoph.org/Portals/0/Documents/CoronaVirus/March2021/Dashboard/2/EMD_COVID-19_Metrics_Public_Dashboard_03-05-2021.pdf?ver=2021-03-05-162819-920×tamp=1614990502506

COVID-19 Vaccine

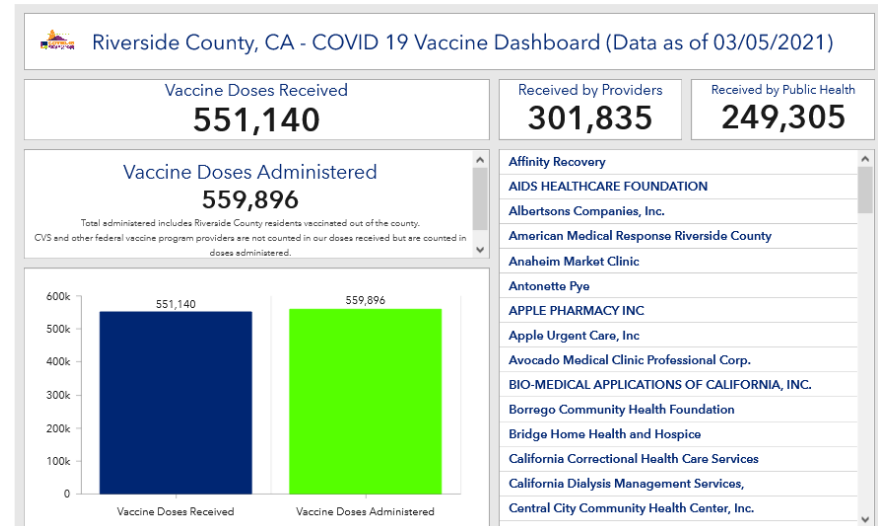
<https://www.ruhealth.org/covid-19-vaccine>

RUHS Public Health:

- Simpson Center vaccine clinics [English](#) / [Spanish](#) - March 03, 2021
- [Know your vaccine rights](#) - February 24, 2021
- [COVID-19 Vaccination Plan](#) - January 25, 2021
- COVID-19 Vaccine Information [English](#) / [Spanish](#) - Updated January 20, 2020
- Riverside County activates incident management team, plans for regional COVID-19 vaccine supersites [English](#) / [Spanish](#) - January 13, 2021

[COVID Vaccination Clinics for Providers](#) - January 6, 2021

- [Healthcare worker vaccination clinics](#) - January 5, 2021





OPERATION RIVCO SHIELD

RIVERSIDE COUNTY COVID-19 VACCINE UPDATE

March 5, 2021
(Data as of 3/04/2021)

551,140



VACCINE
DOSES RECEIVED

559,896



VACCINE DOSES
ADMINISTERED

197



STATE-APPROVED
PROVIDERS WITH
VACCINE

Riverside County Residents

First Dose 361,163




Second Dose 150,495



- CVS, and other federal vaccine program providers are not counted in our doses received but are counted in doses administered.
- Total received includes vaccine doses that have been shipped but may not have arrived.
- Total administered includes Riverside County residents vaccinated out of the county and out of county residents vaccinated in Riverside County.
- Data are derived from numerous sources and should be interpreted with caution.

Weather

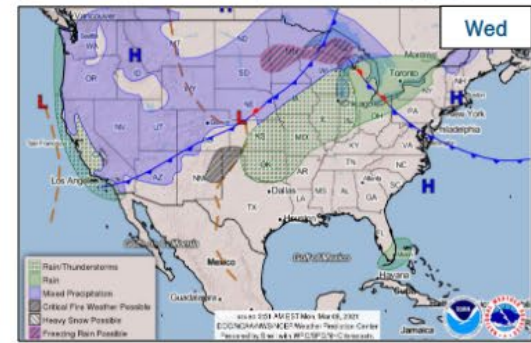
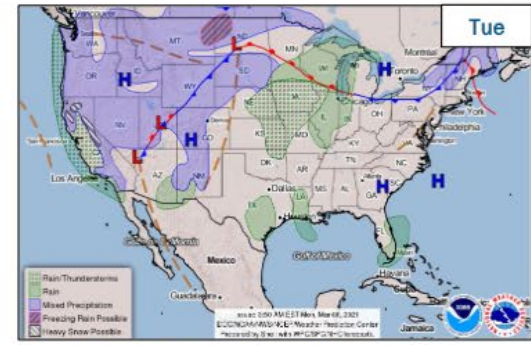
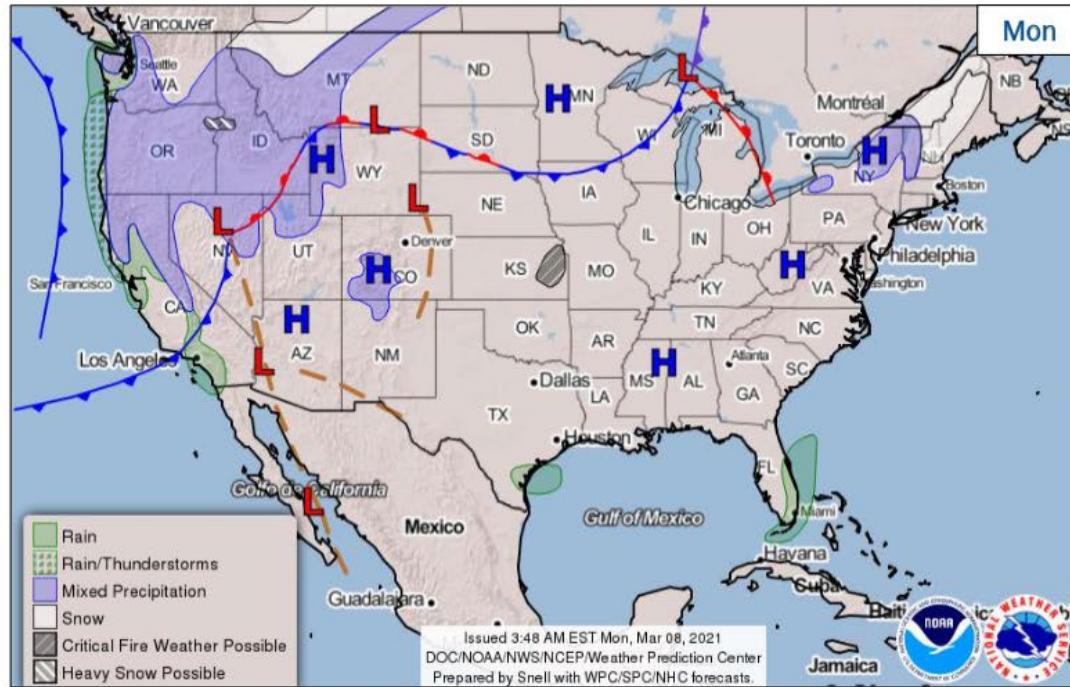
 National Weather Service San Diego, California		Weather Threats Outlook 12:30 PM PST Monday, March 8, 2021						
County	Zone	Mon 3/8	Tue 3/9	Wed 3/10	Thu 3/11	Fri 3/12	Sat 3/13	Sun 3/14
San Diego	Beach/Marine	Breezy Coastal Waters	Chance of Rain Late / Breezy / Surf	Rain / Windy / Elevated Surf	Rain / Elevated Surf	Chance of Showers	None	None
	Coast	Fog / Slight Chc of Showers Late	Chance of Rain Late / Breezy	Rain / Windy	Rain	Chance of Showers	None	None
	Valleys	Fog / Slight Chc of Showers Late	Chance of Rain Late / Breezy	Rain / Windy	Rain	Chance of Showers	None	None
	Mountains	Breezy / Fog	Breezy / Chance of Rain/Snow Late	Snow / Windy / Cold	Snow / Cold	Chc of Snow Showers / Cold	None	None
	Deserts	Breezy	Breezy / Chance of Rain Late	Chance of Rain / Breezy	Chance of Rain	Chance of Showers	None	None
Orange	Beach	Fog / Slight Chc of Showers Late	Chance of Rain / Breezy / Surf	Rain / Windy / Elevated Surf	Rain / Elevated Surf	Chance of Showers	None	None
	Coast	Fog / Slight Chc of Showers Late	Chance of Rain / Breezy	Rain / Windy	Rain	Chance of Showers	None	None
	Inland	Fog / Slight Chc of Showers Late	Chance of Rain / Breezy	Rain / Windy	Rain	Chance of Showers	None	None
	Mountains	Breezy	Breezy / Chance of Rain	Rain / Windy	Rain / Snow	Chance of Rain/ Snow Showers	None	None
Riverside	Inland Empire	Fog / Slight Chc of Showers Late	Chance of Rain Late / Breezy	Rain / Windy	Rain	Chance of Showers	None	None
	Mountains	Breezy / Slight Chc of Showers Late	Breezy / Chance of Rain/Snow Late	Snow / Windy / Cold	Snow / Cold	Chc of Snow Showers / Cold	None	None
	Desert	Breezy	Breezy / Slight Chc of Rain Late	Chance of Rain / Breezy	Chance of Rain	Chance of Showers	None	None
San Bernardino	Inland Empire	Fog / Slight Chc of Showers Late	Chance of Rain / Breezy	Rain / Windy	Rain	Chance of Showers	None	None
	Mountains	Fog / Slight Chc of Showers Late	Breezy / Chance of Snow	Snow / Windy / Cold	Snow / Cold	Chc of Snow Showers / Cold	None	None
	Desert	Breezy	Breezy / Chance of Rain	Chance of Rain / Breezy	Chance of Rain / Snow	Chance of Rain/ Snow Showers	None	None

Impact Threat Levels
 None
 Low
 Medium
 High
 Extreme

Latest hazard threat table: <https://www.wrh.noaa.gov/sqx/event/dsstable.php>

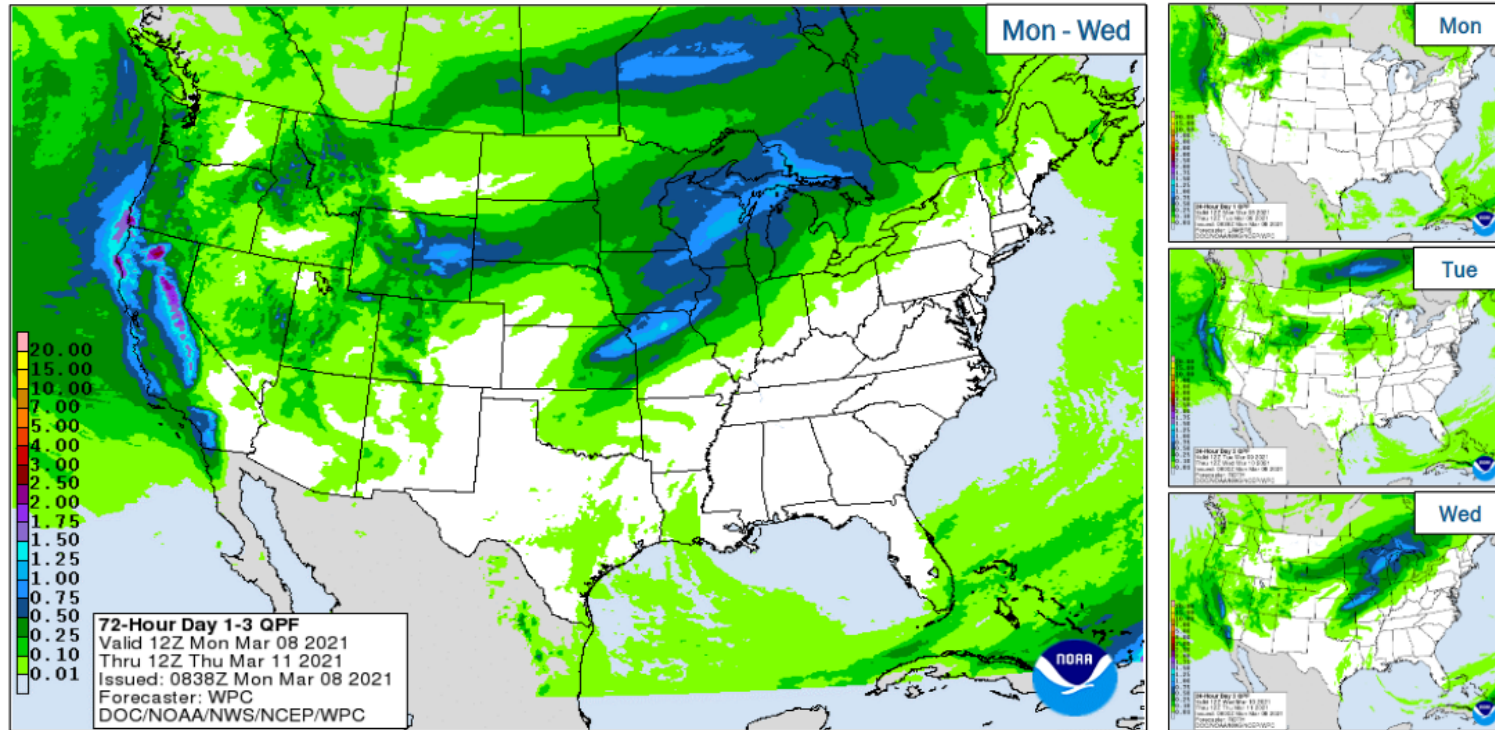
<https://www.weather.gov/forecastpoints#>

National Weather Forecast



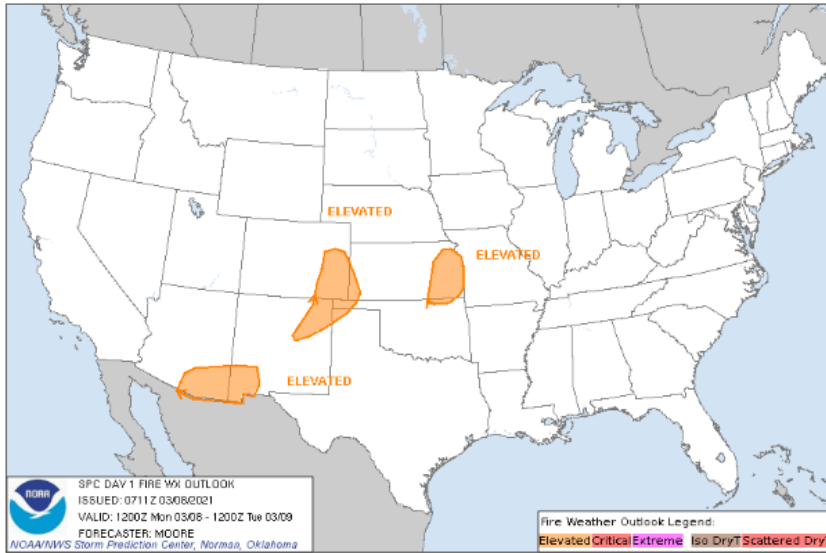
National Watch Center

Precipitation Forecast

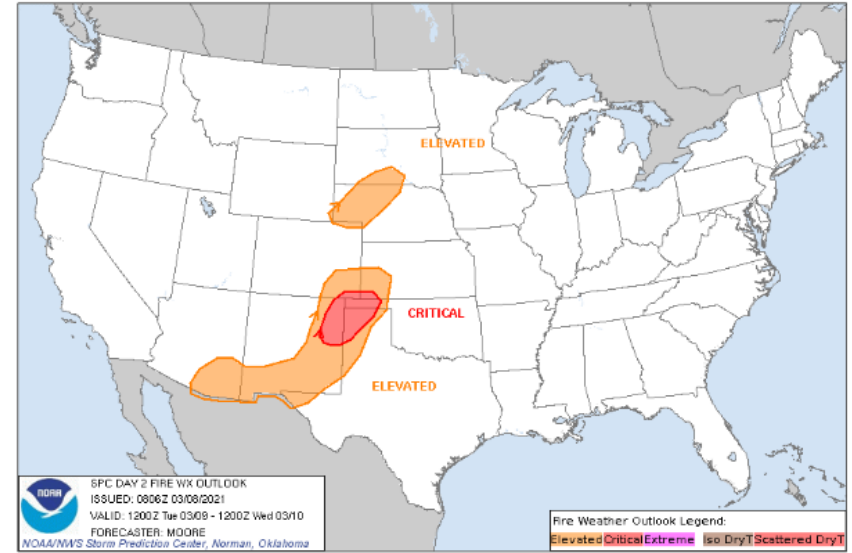


National Watch Center

Fire Weather Outlook



Today



Tomorrow



National Watch Center