



****Extraordinary Assumptions:** There are a lot of different data sources in this report not all of them match but aid to provide an overall picture of the current situation. COVID-19 Data Source Comparison - https://covid-19.splunkforgood.com/covid_19_datasource_comparison

Daily Situation Summary

Monday, February 22, 2021

As of 10:00 AM



COVID-19 by the Numbers

02/22/2021	Riverside	Imperial	Kern	Los Angeles*	Orange	San Bernardino	San Diego	San Luis Obispo	Santa Barbara	Ventura	California	United States	Global
Total Cases	277,267	26,771	91,025	1,145,594	243,761	279,608	256,510	19,138	31,289	76,757	3,441,946	27,938,085	111,102,016
New Cases	326	20	218	1,766	364	399	711	77	85	175	6,760	55,528	338,118
Total Cases Per Capita	11,234	13,969	9,817	11,168	7,550	12,610	7,611	4,193	7,051	9,001	8,577	8,445	1,436
New Cases Per Capita	13.21	10.44	23.51	17.22	11.27	17.99	21.10	16.87	19.16	20.52	16.85	16.79	4.37
Recovered	259,888	25,952	36,306	Not Reported	223,522	279,122	243,374	18,395	30,622	73,984	1,806,354	18,975,017	87,496,113
Total Deaths	3,633	584	761	19,793	3,770	2,557	3,188	217	394	782	49,105	497,415	2,462,911
New Deaths	0	0	20	131	44	35	19	0	2	0	280	1,303	7,580
Deaths Per Capita	147.20	304.72	82.07	192.96	116.77	115.32	94.59	47.55	88.79	91.70	122.37	150.36	31.84
Presumptive active cases	13,746	235	53,958		16,469	-2,071	9,948	526	273	1,991	1,586,487	8,465,653	21,142,992
% of State's Cases	8.06%	0.78%	2.64%	33.28%	7.08%	8.12%	7.45%	0.56%	0.91%	2.23%	12.32%	25.15%	
Currently in Hospitals	511	29	174	2,425	609	470	672	25	85	182	7,313		
Total Hospital Beds	3,196	234	1,165	19,279	5,839	3,510	6,462	460	603	1,150	65,522		
Currently in ICU	138	11	51	714	190	127	205	4	19	43	2,003		
ICU Beds Available	36	3	31	438	122	102	219	22	32	38	1,683		
Case Fatality Rate	1.31%	2.18%	0.84%	1.73%	1.55%	0.91%	1.24%	1.13%	1.26%	1.02%	1.43%	1.78%	2.22%
Population*	2,468,145	191,649	927,251	10,257,557	3,228,519	2,217,398	3,370,418	456,373	443,738	852,747	40,129,160	330,811,260	7,735,976,000
% of Population	6.15%	0.48%	2.31%	25.56%	8.05%	5.53%	8.40%	1.14%	1.11%	2.13%	1.04%	0.3611%	

Sources: CDPH, WHO, CDC, Local County Data

The date for which case statistics and hospital data were reported. Hospital COVID data are self-reported through a portal managed by the California Hospital Association and pulled at 2pm. COVID case statistics are reported by local health departments to CalREDIE and are pulled at 2pm. Hospital data and case statistics are integrated by the California Department of Technology and made available through the Open Data Portal the following morning. CA Open Data Portal is at least 24 Hours behind although a backlog of new case reports at the State level has ostensibly been cleared, some County dashboards still contain notes that indicate data are missing. *California Demographics from State Database Blueprint Data Chart 12-15-20 & census.gov . Presumptive active cases - A calculation (Total Cases - Recovered - Dead) (* LA County does not report recovery rates)

News

More detail on page 2

US Data

More detail on page 4

State Data

More detail on page 8

Riverside County Data

More detail on page 11

Weather

More detail on page 13

News – The collection of news articles is related to COVID-19. The inclusion or order of articles is not intended to reflect their importance, nor is it intended to endorse the political viewpoints or affiliations included in news coverage.

It's Been One Year Since This Photographer Started Documenting Italy's Response To Its First COVID Case

- Vo is a small town in Veneto, northern Italy, in which the first European victim of COVID-19 was documented. It was the first area in Italy to be declared a "red zone," and after the discovery of that first COVID-19 case in February 2020, no one was allowed in or out. Luckily for residents of Vo, they had a microbiology professor locked down with them. Andrea Crisanti, a professor at the University of Padua, offered to test all 3,100 citizens early in the outbreak, and 95% of the town agreed to the experiment. One hundred citizens were found to have COVID-19 and were kept in strict isolation. The lockdown was successful in slowing the spread of the virus, and this method would later be used elsewhere in the world. The citizens also underwent testing for the presence of antibodies in May 2020, then again six months later to follow up on immunity from the coronavirus.

<https://www.buzzfeednews.com/article/piapeterson/photos-vo-italy-coronavirus>



As 500,000th Covid death looms, US reaches pivotal moment

- The United States will within hours record its unfathomable 500,000th death from Covid-19 paradoxically at a moment of rare hope in the pandemic. Yet the tragic landmark will occur with the White House loath to predict when the crisis may ease as it balances critical political and epidemiological risks.

<https://www.cnn.com/2021/02/22/politics/president-joe-biden-coronavirus-500000-deaths-trump-fauci/index.html>

Where does the \$1.9T COVID-19 relief bill go from here? And, when can you expect help? Here's what we know.

- What's in the COVID-19 relief bill? The House Budget Committee released a 591-page draft of the legislation Friday. The bill contains provisions affecting a wide variety of government functions. Here is some of what the legislation includes:
 - \$1,400 checks for Americans earning \$75,000 or less, or \$2,800 for couples earning \$150,000 or less, plus \$1,400 per dependent.
 - Renewal of the Paycheck Protection Program for small-business loans.
 - Enhanced food aid benefits for families.
 - Funding for schools to reopen.
 - Restaurant relief.
 - Funding for transit and airports.
 - An extension of a \$400-a-week boost to federal unemployment benefits through the end of August.
 - An expansion of the child tax credit, including an increase to \$3,600 per child and a shift to it being delivered as a monthly payment.
 - Expansion of the Earned Income Tax Credit.
 - Funding for vaccine distribution.
 - Expansion of subsidies under the Affordable Care Act for health insurance.
 - Expansion of health insurance for the unemployed through COBRA health insurance law subsidies .
 - An increase in the federal minimum wage to \$15 an hour by 2025.

<https://www.usatoday.com/story/news/politics/2021/02/22/covid-19-relief-bill-heres-what-we-know-when-you-can-expect-aid/6788221002/>

2 Californians arrested in Hawaii for violating COVID-19 rules

- Two Fresno residents were arrested in Hawaii for violating the state's COVID-19 quarantine rules, state officials said Thursday. The residents, identified as Miriam Rosas, 22, and Abel Rosas, 34, were arrested by special agents with the state Attorney General's Investigations Division after an alert had been sent out to Waikiki area hotels.
- The pair had tried to check into a hotel on Tuesday without evidence of a coronavirus test or exemption. They refused to check in and left after being told they needed to go into mandatory quarantine.
<https://fox5sandiego.com/news/trending/2-calif-residents-arrested-in-hawaii-for-violating-covid-19-rules/>

California to use MyTurn website for COVID-19 vaccine scheduling

- Kern County will begin using a state-run system called MyTurn to help the community make vaccination appointments
- This Sunday at 9 a.m. and will replace the previous call-in vaccine scheduling.
- My-turn will be the only way that Californians will be able to schedule their appointments. It will track eligibility, scheduling, allocation, and management.
- For more information or to schedule your appointment visit [myturn.ca.gov](https://www.turnto23.com/news/coronavirus/california-to-use-myturn-website-for-covid-19-vaccine-scheduling)
<https://www.turnto23.com/news/coronavirus/california-to-use-myturn-website-for-covid-19-vaccine-scheduling>

New COVID-19 vaccine delivery system to start in 10 California counties, including Riverside

- California's new system of delivering, tracking and scheduling coronavirus vaccines will be rolled out starting this week in select counties, including Riverside, in a first step in Gov. Gavin Newsom's plan to smooth out what has been a confusing and disjointed rollout hampered by limited national supply.
- Announced in January that insurer Blue Shield to design and manage a centralized system to get doses out quickly and equitably. The state also needs robust data to ensure vaccines are distributed equitably and reach low-income communities, largely Latino and Black, disproportionately affected by the pandemic.
- An initial list provided by the state showed 10 counties in the inland sections of central and Southern California chosen to be the first to make the transition to the Blue Shield system this week, although Fresno County said Friday it would shift later. While the counties understand the goals, there's confusion about what changes will occur.
- As of Sunday, Riverside County's vaccine clinic signup page was at <https://www.rivcoph.org/COVID-19-Vaccine-with-Registration> but no appointments were available. County spokeswoman Brooke Federico said Sunday she had no further information on the Blue Shield rollout locally.
<https://www.desertsun.com/story/news/2021/02/21/riverside-county-move-new-covid-19-vaccine-blue-shield-system/4534109001/>

More COVID-19 Money For Riverside County Residents, Businesses?

- Gov. Gavin Newsom and the leaders of the state Senate and Assembly announced that they reached an agreement on a California COVID-19 relief package, including \$600 one-time payments to the state's low-income taxpayers and \$2 billion in grants for the Golden State's small businesses.
- Some of the key provisions of the "Immediate Action Agreement" announced Thursday include:
- Assistance for Individuals and Families, Small Businesses, Fee Waivers for Most Impacted Licensees, Child Care, Additional Aid, Community College Students, and CalFresh Student Outreach and Application Assistance.
<https://patch.com/california/lakeelsinore-wildomar/more-covid-19-money-riverside-county-residents-businesses>

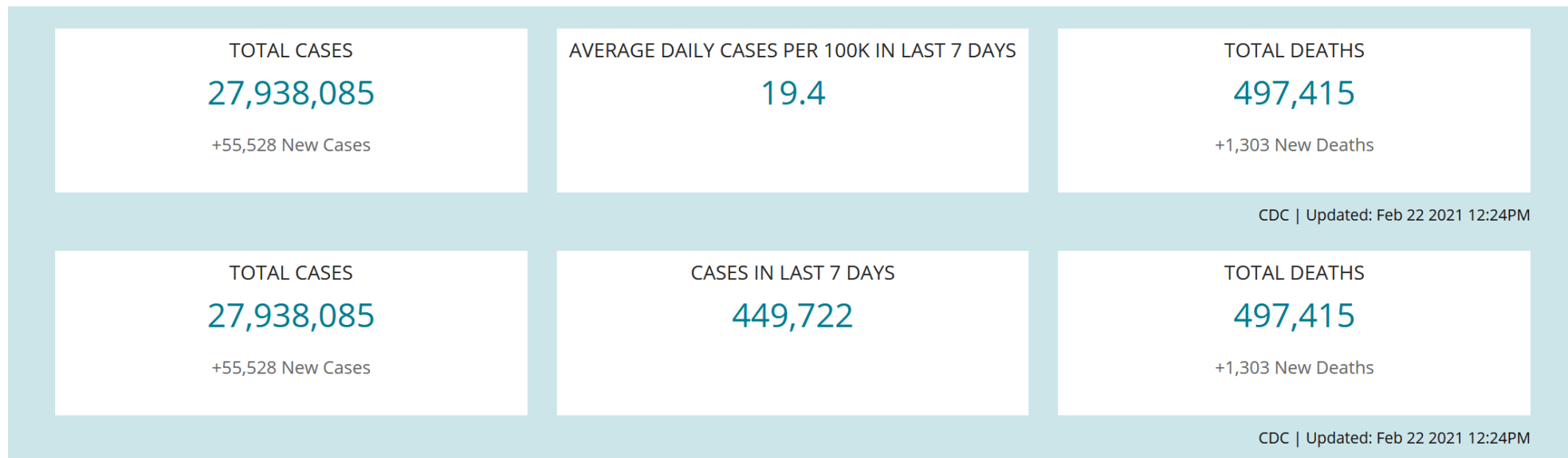


U.S. Data

https://covid.cdc.gov/covid-data-tracker/#cases_casesper100klast7days

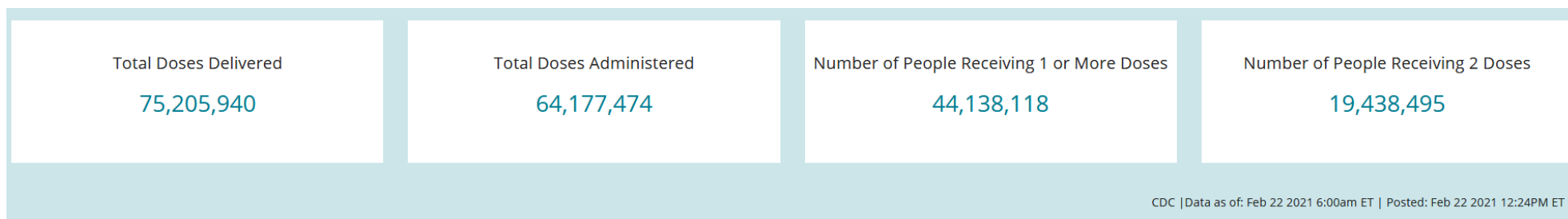
United States COVID-19 Cases and Deaths by State

Reported to the CDC since January 21, 2020



<https://covid.cdc.gov/covid-data-tracker/#vaccinations>

COVID-19 Vaccinations in the United States



View:

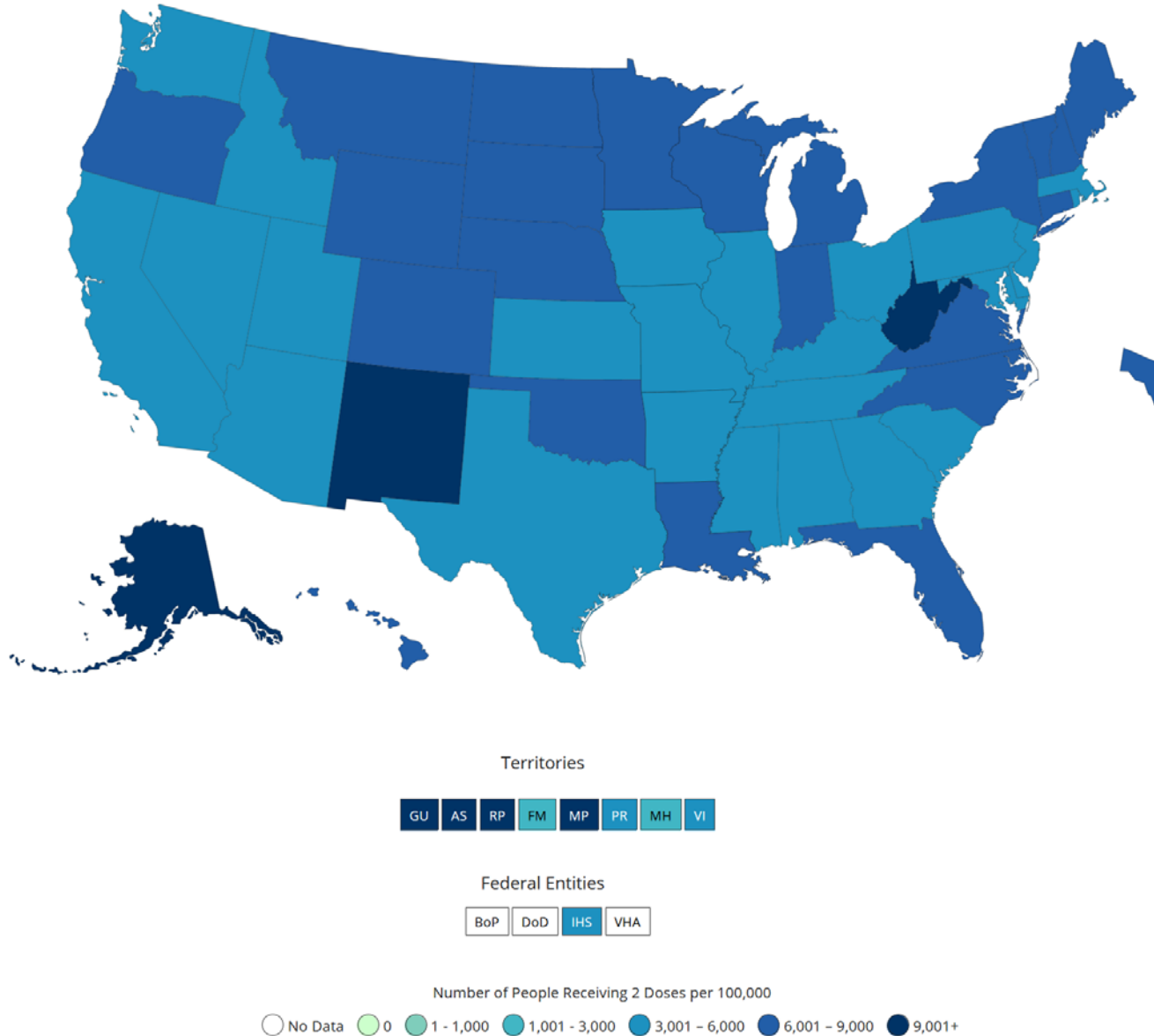
- Total Doses Administered
- People Receiving 1 or More Doses
- People Receiving 2 Doses
- Total Doses Delivered

Metric:

- Count
- Rate per 100,000

This shows how many people received both doses of vaccine for every 100,000 people, allowing comparison between areas with different population sizes.

Number of People Receiving 2 Doses Reported to the CDC by State/Territory and for Selected Federal Entities Per 100,000



CDC What's New

<https://www.cdc.gov/coronavirus/2019-ncov/whats-new-all.html>

- [EARLY RELEASE: Clusters of SARS-CoV-2 Infection Among Elementary School Educators and Students in One School District - Georgia, December 2020-January 2021](#) Monday, February 22, 2021
- [Resources Page](#) Monday, February 22, 2021
- [Toolkit for Pregnant People and New Parents](#) Monday, February 22, 2021
- [Ship Crew Well-Being During COVID-19](#) Monday, February 22, 2021
- [Coronavirus Disease 2019 \(COVID-19\)](#) Monday, February 22, 2021
- [COVID-19 Travel Recommendations by Country](#) Monday, February 22, 2021
- [Cases in the U.S.](#) Sunday, February 21, 2021
- [Overall US COVID-19 Vaccine Distribution and Administration Update as of Sun, 21 Feb 2021 06:00:00 EST](#) Sunday, February 21, 2021
- [US COVID-19 Cases Caused by Variants](#) Sunday, February 21, 2021
- [Staffing Resources](#) Saturday, February 20, 2021
- [EARLY RELEASE: First Month of COVID-19 Vaccine Safety Monitoring - United States, December 14, 2020-January 13, 2021](#) Friday, February 19, 2021
- [Contact Tracing Resources for Health Departments](#) Friday, February 19, 2021
- [Communication Resources for COVID-19 Vaccines](#) Friday, February 19, 2021
- [COVID-19 Source Investigation](#) Friday, February 19, 2021
- [COVID-19 Vaccination](#) Friday, February 19, 2021
- [List of COVID-19 Resources for People with Disabilities](#) Friday, February 19, 2021
- [What Older Adults Need to Know about COVID-19 Vaccines](#) Friday, February 19, 2021
- [COVID-19 Science Update released: February 19, 2021 Edition 77](#) Friday, February 19, 2021
- [Guidance for COVID-19](#) Friday, February 19, 2021
- [Percent of Delivered First Vaccine Doses Administered by U.S. States and Territories](#) Friday, February 19, 2021
- [Small Gatherings](#) Friday, February 19, 2021
- [COVID-19 Vaccine Communication Toolkit for Essential Workers: Getting Started](#) Friday, February 19, 2021
- [COVID-19 Vaccine Communication Toolkit for Community-Based Organizations: Getting Started](#) Friday, February 19, 2021
- [Requirement for Proof of Negative COVID-19 Test or Recovery from COVID-19 for All Air Passengers Arriving in the United States](#) Friday, February 19, 2021
- [When Vaccine is Limited, Who Gets Vaccinated First?](#) Friday, February 19, 2021
- [Frequently Asked Questions about COVID-19 Vaccination](#) Friday, February 19, 2021
- [Attending Sporting Events](#) Friday, February 19, 2021
- [eCR Now: COVID-19 Electronic Case Reporting for Healthcare Providers](#) Friday, February 19, 2021
- [Visiting Beaches and Pools](#) Friday, February 19, 2021
- [COVID-19 Considerations for Animal Activities at Fairs, Shows, and Other Events](#) Friday, February 19, 2021
- [Considerations for Public Beaches](#) Friday, February 19, 2021

CDC Guidance

<https://www.cdc.gov/coronavirus/2019-ncov/communication/guidance-list.html?Sort=Date%3A%3Adesc>

[Operational Considerations for the Identification of Healthcare Workers and Inpatients with Suspected COVID-19 in non-US Healthcare Settings](#)

This document is provided by CDC and is intended for use in non-US healthcare settings. This document provides guidance on the identification or screening of healthcare workers and inpatients with suspected COVID-19. Date: 2/21/21

[Prioritizing Case Investigations and Contact Tracing for COVID-19 in High Burden Jurisdictions](#)

The page provides guidance to health departments regarding prioritization recommendations for contact tracing and case investigation. Date: 2/18/21

[COVID-19 Considerations for Animal Activities at Fairs, Shows, and Other Events](#)

Fair and agricultural show organizers should consider the potential for COVID-19 to spread from person to person, person to animal, and possibly from animal to animal. The risk of animal-to-person spread is considered low. Date: 2/18/21

[Guidance for Beaches During COVID-19](#)

As some communities in the United States consider opening or begin to open public beaches, CDC offers the following considerations for steps beach managers can take to help protect their staff and beach visitors, both in the water and on land, and slow the spread of the virus that causes COVID-19. Date: 2/18/21

[Considerations for Community-Based Organizations](#)

Pneumonia and influenza mortality data from the National Center for Health Statistics (NCHS) Mortality Reporting System as of May 14, 2020. Date: 2/18/21

[Considerations for Communities of Faith](#)

CDC's considerations to help communities of faith learn how to practice their beliefs while keeping their staff and congregations safe. Date: 2/18/21

[COVID-19 Prevention in K-12 Schools](#)

Learn how schools can protect health during COVID-19. Date: 2/18/21

[Guidance for Operating Child Care Programs during COVID-19](#)

This information is intended for child care programs that remain open, and should be used in conjunction with CDC's guidance for administrators of child care programs and K-12 schools. This guidance does not supersede state and local laws and policies for child care programs. Date: 2/18/21

[Interim Guidance on Management of Coronavirus Disease 2019 \(COVID-19\) in Correctional and Detention Facilities](#)

Guidance specific for correctional facilities and detention centers during the outbreak of COVID-19, to ensure continuation of essential public services and protection of the health and safety of incarcerated and detained persons, staff, and visitors. Date: 2/18/21

[Interim U.S. Guidance for Risk Assessment and Work Restrictions for Healthcare Personnel with Potential Exposure to SARS-CoV-2](#)

Find CDC's guidance on assessing, monitoring, and restricting risk for those who work in healthcare facilities during COVID-19. Date: 2/18/21

[Guidance for Wearing Masks](#)

CDC's considerations for wearing masks. Date: 2/17/21

[Considerations for Events and Gatherings](#)

Learn how to plan various size gatherings during COVID-19 to enhance the protection of individuals and communities. Date: 2/17/21

California Takes Action to Combat COVID-19

<https://www.gov.ca.gov/california-takes-action-to-combat-covid-19/>



State Data

<https://covid19.ca.gov/>
<https://update.covid19.ca.gov/#top>
<https://www.cdph.ca.gov/Programs/CID/DCDC/Pages/Immunization/ncov2019.aspx#>
<https://www.cdph.ca.gov/Programs/CID/DCDC/Pages/COVID-19/CovidDataAndTools.aspx>

“Safer Economy Blueprint”

<https://covid19.ca.gov/safer-economy>

Blueprint for a Safer Economy – COVID-19 and Equity

<https://www.cdph.ca.gov/Programs/CID/DCDC/Pages/COVID-19/CaliforniaHealthEquityMetric.aspx>
<https://covid19.healthylivesindex.org/>
<https://map.healthylivesindex.org/>

Statewide industry guidance to reduce risk

<https://covid19.ca.gov/industry-guidance/#top>
<https://www.cdph.ca.gov/Programs/CID/DCDC/Pages/Guidance.aspx>

Safe Schools for All

<https://schools.covid19.ca.gov/>

Data models

<https://covid19.ca.gov/data-and-tools/>

Vaccines

<https://covid19.ca.gov/vaccines/>

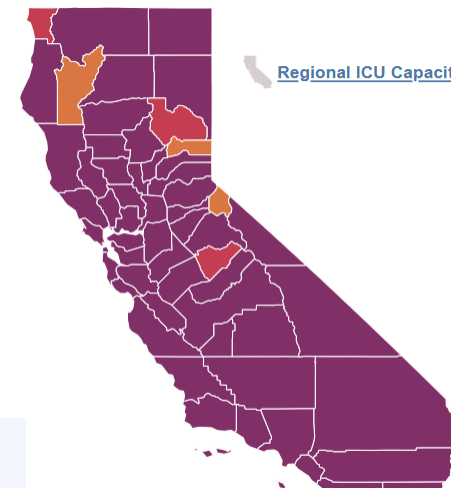


Office of Governor
GAVIN NEWSOM

Press Releases, Executive Orders, Media Advisories, Proclamations, and “On the Record” Column

<https://www.gov.ca.gov/newsroom/>

<https://covid19.ca.gov/state-dashboard/#top>



STATEWIDE METRICS

24.2 New COVID-19 positive cases per day per 100K
6.5% Positivity rate (7-day average)
17.2% ICU availability

Find a county

Click on the map for updated metrics

COUNTY RISK LEVELS

Risk Level	Counties	Population	Positivity Rate
Widespread	52	40,047,224	0.0%
Substantial	3	64,350	0.2%
Moderate	3	17,586	0.0%

Update for February 21, 2021

As of February 21, California has 3,441,946 confirmed cases of COVID-19, resulting in 49,105 deaths. The number of COVID-related deaths increased by 0.6 percent from the prior day total of 48,825.

CASES

3,441,946 total
6,760 today

0.2% increase from prior day total

DEATHS

49,105 total
280 today

0.6% increase from prior day total

TESTS

47,043,348 total
229,472 today

0.5% increase from prior day total

VACCINES ADMINISTERED

7,320,679 total

CA.GOV COVID-19: Vaccine Dashboard



Administered

7,320,679



Delivered *

8,832,770



Shipped *

9,264,515

CDC Pharmacy Partnership Programs **



993,570
Delivered

1,007,710
Shipped

County

(All) ▼



Doses Administered by County of Residence

Los Angeles	1,802,481	▲
San Diego	703,393	
Orange	620,629	
Riverside	375,289	
Santa Clara	371,936	
Alameda	325,632	
San Bernardino	300,951	
Contra Costa	265,553	
Sacramento	245,864	
San Francisco	183,521	
San Mateo	173,561	
Fresno	156,521	
Ventura	147,722	▼

* Doses shipped and delivered include doses that were distributed as part of the CDC Long Term Care Facility Pharmacy Partnership (LTCF) program to vaccinate residents at California's Skilled Nursing Facilities and other congregate living facilities, and Federal Retail Pharmacy Program. This does not include the following Federal entities: Indian Health Service, Department of Defense, U.S. Federal Bureau of Prisons, and Veterans Affairs. Data files downloaded from Operation Warp Speed Tiberius platform at 9am daily.

** CDC Pharmacy Partnership for Long-Term Care Facility (LTCF) Program and Federal Retail Pharmacy Program doses are a subset of the total.

Data: 2/20/2021 11:59pm | Posted: 2/21/2021

Safe Schools for All

<https://schools.covid19.ca.gov/>

State of California Safe Schools For All Hub

California's Safe Schools for All Plan provides the support and accountability to establish a clear path to minimize in-school transmissions and enable, first, a phased return to in-person instruction, and then ongoing safe in-person instruction.

The Safe Schools For All Hub consolidates key resources and information related to COVID-19 and schools. New resources will be added to the Hub on a routine basis.

School Administrators & LHDs/Jurisdiction

Portal for School Leaders and LHD/LHJs to Request Technical Assistance from the State Safe Schools For All Team.

[Start Your Request](#) →

School Staff & Parents

Portal for School Staff and Parents to Report Concerns for Potential State Intervention and Enforcement.

[Provide Your Feedback](#) →

School Reopening for In-Person Instruction Status

Use interactive maps to see school district, charter school and private school status on reopening, safety planning, and COVID-19 resources. [Click here](#) to learn more.



School Districts Reopening Map

Find your school district's current reopening and Safety Plan submission status and current funding.

[View](#) →



Charter Schools Reopening Map

Find your school's current reopening and Safety Plan submission status and current funding.

[View](#) →



Private Schools Reopening Map

Find your school's current reopening and Safety Plan submission status.

[View](#) →

Key Information on State Supports for Safe Schools

The following is a selection of top issues related to how local communities and the State can collaborate to return to safe in-person instruction.



Funding

The average CA public school received \$645,000 by the end of 2020 for COVID-19 response. Find out how much your school was allocated.



Testing

All CA public schools can access testing at 1/3 the market rate through a state-built lab. Find out how to sign up.



PPE

All CA public schools can purchase masks (N95s and surgical masks) through state-negotiated contracts. Find out how to access them.



Safety Guidance

Public health experts have issued guidance on safe returns to in-person instruction since May 2020, and have updated and expanded since. Learn more about key prevention and mitigation measures.



Vaccines

School staff will be among the first Californians to receive vaccines. Learn more about CA's Vaccine Plan.



Riverside County Data

<https://www.rivcoph.org/coronavirus>

RUHS Public Health News:

- County, City of Palm Springs partner to open new vaccine clinic in Coachella Valley [English](#) / [Spanish](#) - February 10, 2021
- Number of second-dose vaccines administered rising in Riverside County as more doses become available [English](#) / [Spanish](#) - February 8, 2021
- Health officials remind residents to avoid gatherings during Super Bowl Sunday [English](#) / [Spanish](#) - February 2, 2021
- [Riverside County health officials will contact those who received first dose at county clinics for second dose appointment](#) - February 1, 2021
- [Rate of vaccination administered in Riverside County jumps to more than 75 percent](#) - January 29, 2021
- Beaumont vaccine clinic to close Friday for one day due to predicted severe weather [English](#) / [Spanish](#)- January 27, 2021
- State announces regional stay-at-home order lifted, Riverside County businesses to resume within purple tier restrictions [English](#) / [Spanish](#)- January 25, 2021
- [Public Health Officials Lift Regional Stay at Home Order for All Regions](#) - January 25, 2021
- Appointments for COVID-19 vaccine clinics available Saturday for upcoming clinics [English](#) / [Spanish](#)- January 22, 2021

Dashboard -Click [here](#) for more detailed city/community data and reports

Find a a testing site

Get tested for [#COVID19](#) with or without medical insurance at no cost to you! Make an appointment here <https://gettested.ruhealth.org>
[#RivCoNOW](#) [#RUHealth](#)

Need Food Access – Click [here](#)

<https://www.ruhealth.org/>

Need Peer Support – Click [here](#)

<https://www.ruhealth.org/>

Need Prescriptions Delivered – Click [here](#)

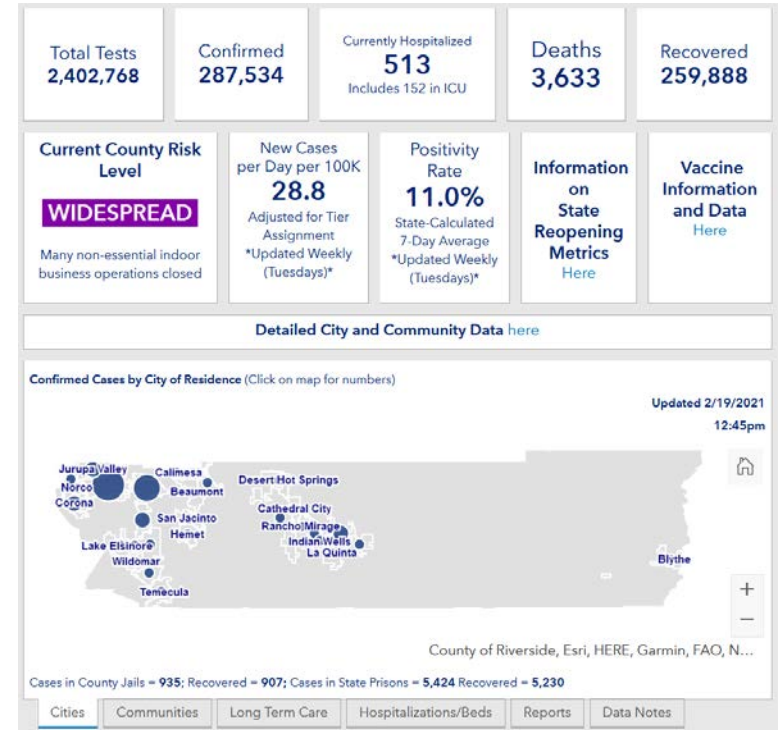
<https://www.ruhealth.org/>

Daily Epidemiology Summary updated 2-19-2021

https://www.rivcoph.org/Portals/0/Documents/CoronaVirus/Feb2021/Dashboard/4/2.19.21_External_Daily_COVID-19_Updates.pdf?ver=2021-02-19-131232-523×tamp=1613769158913

Licensed Hospital/ICU Beds Utilization Trends updated 2-19-2021

https://www.rivcoph.org/Portals/0/Documents/CoronaVirus/Feb2021/Dashboard/4/EMD_COVID-19_Metrics_Public_Dashboard_02-19-2021.pdf?ver=2021-02-19-144728-217×tamp=1613774851795

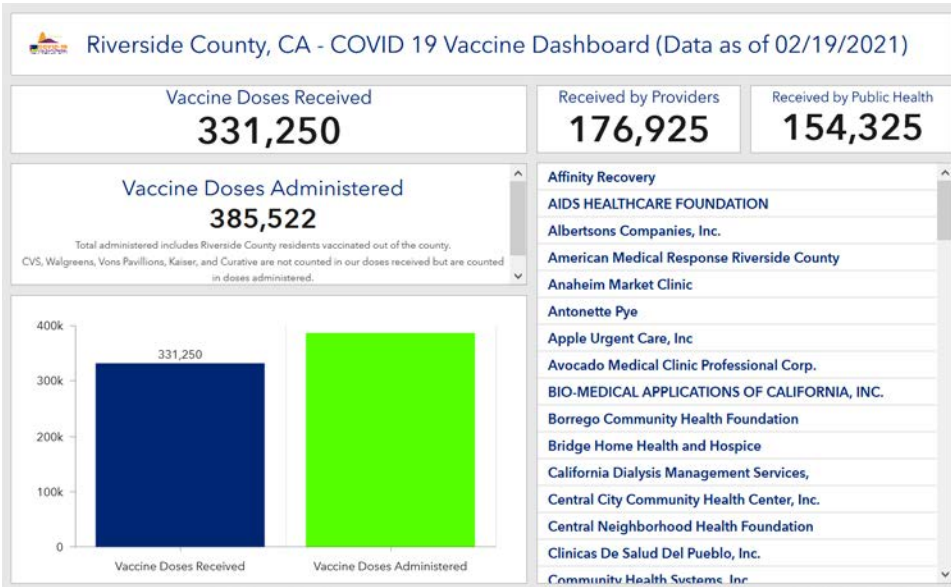


COVID-19 Vaccine

<https://www.ruhealth.org/covid-19-vaccine>

RUHS Public Health:

- [COVID-19 Vaccination Plan](#) - January 25, 2021
- COVID-19 Vaccine Information [English](#) / [Spanish](#) - Updated January 20, 2020
- Riverside County activates incident management team, plans for regional COVID-19 vaccine supersites [English](#) / [Spanish](#) - January 13, 2021
- [COVID Vaccination Clinics for Providers](#) - January 6, 2021
- [Healthcare worker vaccination clinics](#) - January 5, 2021



COVID-19 VACCINATION CLINICS

COVID-19 VACCINE IS AVAILABLE TO RIVERSIDE COUNTY RESIDENTS AND THOSE WHO WORK IN RIVERSIDE COUNTY WHO ARE IN PHASE 1A – ALL TIERS, PHASE 1B - TIER 1 OR AGED 65 YEARS AND OLDER

- Acute Care
- Skilled Nursing Facilities and Assisted Living Facilities (medically vulnerable individuals)
- First Responders (paramedic/EMTs)
- Correctional Hospitals
- Behavior Health (psychiatric)
- Dialysis Centers (staff)
- Pharmacist & Pharmacy Staff
- Intermediate Care Facilities
- Education and Childcare
- Law Enforcement
- Home Health and IHSS
- Public Health (field)/DPSS
- Community Health Workers
- Primary Care & Community Clinics
- Urgent Cares (stand-alone)
- Specialty Clinics
- Laboratory Workers
- Dental/Oral Health Clinics
- Mortuary Services Industries
- Food and Agriculture
- Emergency Services

Vaccine supply and appointments are limited. All clinics are subject to change due to vaccine availability. Phase 1A and Phase 1B – Tier 1 workers and those 65 and older can be vaccinated at the following locations:

- Riverside Convention Center By Curative
- Palm Springs Convention Center By Curative
- Bob Glass Gym – Perris By OptumServe

Riverside County residents ages 65 and older can make appointments at the link below or call 877-218-0381


****FOR WORKERS IN PHASE 1A AND 1B – TIER 1, AN APPOINTMENT AND WORKER ID BADGE/LETTER FROM PLACE OF EMPLOYMENT REQUIRED OR YOU WILL NOT BE VACCINATED****

FIRST DOSE
Seniors 65 years and older ONLY

SECOND DOSE INFORMATION

****FOR SENIORS 65 AND OLDER, AN APPOINTMENT AND ID IS REQUIRED****
For seniors 65 years and older who need assistance, Please Dial 2-1-1 or 951-329-4703

Weather

 National Weather Service San Diego, California		<h2 style="text-align: center;">Weather Threats Outlook</h2> <div style="text-align: center; background-color: #e0e0e0; padding: 2px;">1230 PM PST Sunday, February 21, 2021</div>						
County	Zone	Sun 2/21	Mon 2/22	Tue 2/23	Wed 2/24	Thu 2/25	Fri 2/26	Sat 2/27
San Diego	Beach/Marine	None	None	None	None	None	None	None
	Coast	None	None	None	None	None	None	None
	Valleys	Santa Ana Winds	Santa Ana Winds	None	Santa Ana Winds	Santa Ana Winds	Santa Ana Winds	None
	Mountains	Santa Ana Winds	Santa Ana Winds	None	Santa Ana Winds	Santa Ana Winds	Santa Ana Winds	None
	Deserts	None	None	None	None	None	None	None
Orange	Beach	None	None	None	None	None	None	None
	Coast	None	None	None	None	None	None	None
	Inland	Santa Ana Winds	Santa Ana Winds	None	Santa Ana Winds	Santa Ana Winds	Santa Ana Winds	None
	Mountains	Santa Ana Winds	Santa Ana Winds	None	Santa Ana Winds	Santa Ana Winds	Santa Ana Winds	None
Riverside	Inland Empire	Santa Ana Winds	Santa Ana Winds	None	Santa Ana Winds	Santa Ana Winds	Santa Ana Winds	None
	Mountains	Santa Ana Winds	Santa Ana Winds	None	Santa Ana Winds	Santa Ana Winds	Santa Ana Winds	None
	Desert	None	None	None	None	None	None	None
San Bernardino	Inland Empire	Santa Ana Winds	Santa Ana Winds	None	Santa Ana Winds	Santa Ana Winds	Santa Ana Winds	None
	Mountains	Santa Ana Winds	Santa Ana Winds	None	Santa Ana Winds	Santa Ana Winds	Santa Ana Winds	None
	Desert	None	None	None	None	None	None	None

Impact Threat Levels
None
Low
Medium
High
Extreme

Latest hazard threat table: <https://www.wrh.noaa.gov/sqx/event/dsstable.php>

<https://www.weather.gov/forecastpoints#>