



****Extraordinary Assumptions:** There are a lot of different data sources in this report not all of them match but aid to provide an overall picture of the current situation. COVID-19 Data Source Comparison - https://covid-19.splunkforgood.com/covid_19_datasource_comparison

Daily Situation Summary

Friday, January 29, 2021

As of 10:00 AM

COVID-19 by the Numbers

01/29/2021	Riverside	Imperial	Kern	Los Angeles*	Orange	San Bernardino	San Diego	San Luis Obispo	Santa Barbara	Ventura	California	United States	Global
Total Cases	262,342	25,984	84,708	1,072,412	228,636	266,456	232,967	17,279	27,674	68,896	3,205,947	25,615,268	101,053,721
New Cases	1,546	123	464	5,843	1,526	1,303	1,489	160	239	605	19,337	158,598	570,976
Total Cases Per Capita	10,629	13,558	9,135	10,455	7,082	12,017	6,912	3,786	6,237	8,079	7,989	7,743	1,306
New Cases Per Capita	62.64	64.18	50.04	56.96	47.27	58.76	44.18	35.06	53.86	70.95	48.19	47.94	7.38
Recovered	195,286	24,457	31,817	Not Reported	170,229	258,196	201,641	15,408	25,784	63,289	1,525,809	16,080,266	74,086,094
Total Deaths	3,058	528	609	16,107	2,868	1,776	2,534	164	285	579	39,578	431,619	2,182,867
New Deaths	55	14	9	210	29	30	69	3	6	15	617	3,993	15,716
Deaths Per Capita	123.90	275.50	65.68	157.03	88.83	80.09	75.18	35.94	64.23	67.90	98.63	130.47	28.22
Presumptive active cases	63,998	999	52,282		55,539	6,484	28,792	1,707	1,605	5,028	1,640,560	9,103,383	24,784,760
% of State's Cases	8.18%	0.81%	2.64%	33.45%	7.13%	8.31%	7.27%	0.54%	0.86%	2.15%	12.52%	25.35%	
Currently in Hospitals	1,252	75	326	6,041	1,554	1,179	1,383	43	187	393	16,581		
Total Hospital Beds	3,433	234	1,153	19,275	5,960	3,655	6,487	460	603	1,218	66,570		
Currently in ICU	290	36	92	1,533	426	276	388	18	48	89	4,145		
ICU Beds Available	20	1	24	272	117	81	159	12	17	26	1,189		
Case Fatality Rate	1.17%	2.03%	0.72%	1.50%	1.25%	0.67%	1.09%	0.95%	1.03%	0.84%	1.23%	1.69%	2.16%
Population*	2,468,145	191,649	927,251	10,257,557	3,228,519	2,217,398	3,370,418	456,373	443,738	852,747	40,129,160	330,811,260	7,735,976,000
% of Population	6.15%	0.48%	2.31%	25.56%	8.05%	5.53%	8.40%	1.14%	1.11%	2.13%	0.97%	0.3311%	

Sources: CDPH, WHO, CDC, Local County Data

The date for which case statistics and hospital data were reported. Hospital COVID data are self-reported through a portal managed by the California Hospital Association and pulled at 2pm. COVID case statistics are reported by local health departments to CalREDIE and are pulled at 2pm. Hospital data and case statistics are integrated by the California Department of Technology and made available through the Open Data Portal the following morning. CA Open Data Portal is at least 24 Hours behind although a backlog of new case reports at the State level has ostensibly been cleared, some County dashboards still contain notes that indicate data are missing.

California Demographics from State Database Blueprint Data Chart 12-15-20 & census.gov. Presumptive active cases - A calculation (Total Cases - Recovered - Dead) (LA County does not report recovery rates)

News

More detail on page 2

US Data

More detail on page 4

State Data

More detail on page 8

Riverside County Data

More detail on page 11

Weather

More detail on page 13

News – The collection of news articles is related to COVID-19. The inclusion or order of articles is not intended to reflect their importance, nor is it intended to endorse the political viewpoints or affiliations included in news coverage.

Single-shot Johnson & Johnson vaccine prevents illness, but reveals the threat of variants

- A single-shot coronavirus vaccine from pharmaceutical giant Johnson & Johnson was robustly effective at preventing illness, hospitalizations and deaths in a massive global trial, findings released Friday.
- The vaccine trial was primarily designed to measure how well the vaccine prevented illness. It was 66 percent effective overall at preventing moderate and severe disease, a result that covers a wide range of variation depending on geography: it was 72 percent effective at protecting against moderate to severe illness in the United States, but it was 66 percent effective in Latin America and 57 percent effective in South Africa, where concerning variants have taken root. Company officials emphasized the vaccine was 85 percent effective at preventing severe illness, and there were no cases of covid-related hospitalization and death.

<https://www.washingtonpost.com/health/2021/01/29/covid-vaccine-johnson-and-johnson/>

Women are on COVID global front line, but left behind in recovery

- Seven in 10 workers on the front line of the coronavirus pandemic are female yet women are left out of many COVID-19 response and recovery plans, according to a global survey published on Thursday.
- The survey, by New York-based women’s rights advocacy group Women Deliver and Paris-based research organization Focus 2030, gathered the views of 17,000 men and women in 17 countries.
- Most wanted women to have a greater say and worried the pandemic had set back progress on equal rights.
- “People around the world recognize that gender equality is an issue of our time and that it is an issue that has been made more urgent by COVID-19,” said Phumzile Mlambo-Ngcuka, head of UN Women, at a virtual launch.
- Yet while women account for 70 percent of front-line workers, including in teaching and healthcare roles, the world’s response to the coronavirus crisis has largely failed to include women, researchers found. The poll cited research showing that in 30 countries, women account for just a quarter of decision-makers on COVID-19 response panels that are tasked with determining how to handle the health emergency and its economic fallout.

<https://www.aljazeera.com/economy/2021/1/28/women-form-global-covid-frontline-but-are-left-behind-in-recovery>

Tokyo Olympic Games will not happen ‘without spectators’

- Organizing committee for the postponed 2020 Olympic Games confident event will go ahead despite health warnings, lack of public support.
- The organizing committee told Al Jazeera in a statement that “we are not willing to see the Games without spectators”.
- “Tokyo 2020 is making efforts to accommodate spectators as much as possible, while implementing thorough measures to prevent infection ... the upper limit on the number of spectators will be in line with the limits in force in Japan at the time,” it said in the statement.
- On Friday, Japan’s Prime Minister Yoshihide Suga promised to deliver “hope and courage” to the world by hosting the Olympic Games despite fears that the event – scheduled to run from July 23 to August 8, 2021 – may be canceled due to the coronavirus pandemic.

<https://www.aljazeera.com/sports/2021/1/29/tokyo-olympics-will-not-happen-without-spectators>

With All Eyes on COVID-19, Drug-Resistant Infections Crept In

- As COVID-19 took hold over the past year, hospitals and nursing homes used and reused scarce protective equipment — masks, gloves, gowns. This desperate frugality helped prevent the airborne transfer of the virus.
- But it also appears to have helped spread a different set of germs — drug-resistant bacteria and fungi — that have used the chaos of the pandemic to grow opportunistically in health care settings around the globe.
- In December, the CDC reported a cluster of *Acinetobacter baumannii* during a surge of COVID-19 patients in an urban New Jersey hospital with about 500 beds. And hospitals in Italy and Peru saw the spread of the bacteria *Klebsiella pneumoniae*.
<https://www.yahoo.com/news/eyes-covid-19-drug-resistant-194626483.html>

First cases of South Africa COVID variant found in US

- A new and highly contagious coronavirus variant first identified in South Africa has been found in the United States for the first time, with two cases diagnosed in South Carolina, state health officials said Thursday. The two cases don't appear to be connected, nor do the people have a history of recent travel, the South Carolina Department of Health and Environmental Control said.
- "That's frightening," because it means there are likely more undetected cases within the state, said Dr. Krutika Kuppalli, an infectious diseases physician at the Medical University of South Carolina in Charleston. "It's probably more widespread."
<https://www.cbsnews.com/news/covid-variant-south-africa-south-carolina/>

Biden stepping 'outside the box' to win support for \$1.9T plan

- President Joe Biden's administration said on Friday that it is taking "creative steps" to get broader public support for its \$1.9 trillion COVID-19 rescue plan, as attempts to strike a deal with Republicans have led to concerns about delays in coronavirus relief and Senate Democrats prepared to pass the measure along party lines.
<https://www.aljazeera.com/economy/2021/1/29/biden-stepping-outside-the-box-to-win-support-for-1-9t-plan>

NIH: Severe COVID-19 in pregnancy associated with preterm birth, other complications

- Pregnant women who experienced severe symptoms of COVID-19 had a higher risk of complications during and after pregnancy, according to preliminary findings from a NIHealth study. Compared to COVID-19 patients without symptoms, those with severe symptoms were at higher risk for cesarean delivery, postpartum hemorrhage, hypertensive disorders of pregnancy and preterm birth.
- Researchers evaluated more than 1,200 pregnant women with COVID-19 who delivered at 33 U.S. hospitals between March 1 and July 30, 2020. Roughly half of the women (47%) were asymptomatic, 27% had mild symptoms, 14% had moderate symptoms, 8% had severe symptoms and 4% were critically ill.
<https://ktla.com/news/california/san-diego-zoo-gorillas-that-tested-positive-for-coronavirus-close-to-full-recovery/>

California has cut its cases in half and hospitalizations by a quarter

- It has been well over a month since California's COVID-19, positivity rate and hospitalizations were all as low as they reached Thursday. Deaths, however, continued in large numbers. Of all the tests over the past week have a 7.5% positivity rate at their lowest points since the first week of December, according to data compiled by this news organization. Meanwhile, fewer Californians are hospitalized with COVID-19 than any point since the third week of December. Deaths have traditionally followed the trend in hospitalizations by another two or so weeks.
<https://www.mercurynews.com/2021/01/29/coronavirus-california-has-cut-its-cases-in-half-and-hospitalizations-by-a-quarter/>

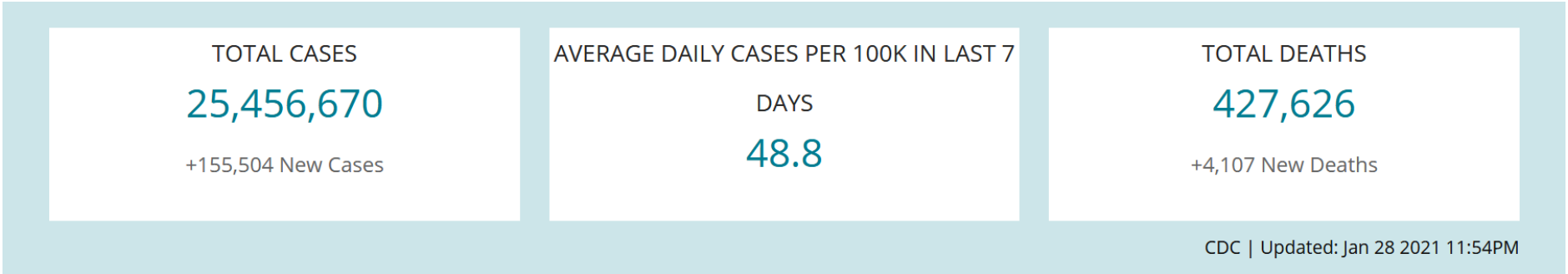


U.S. Data

https://covid.cdc.gov/covid-data-tracker/#cases_casesper100klast7days

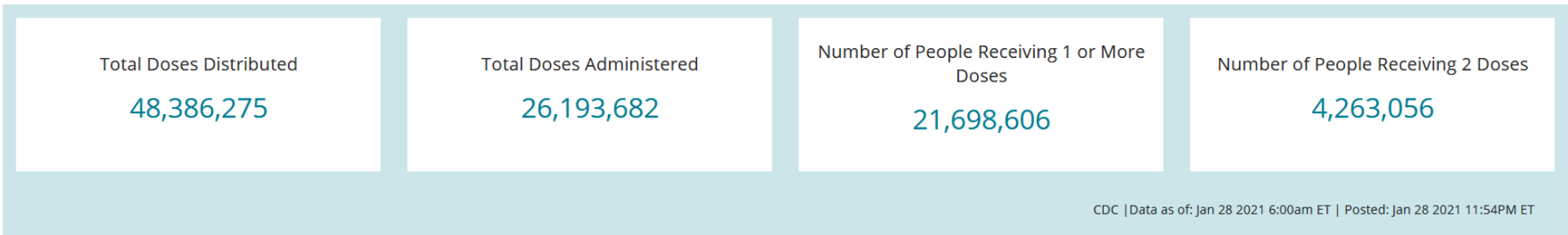
United States COVID-19 Cases and Deaths by State

Reported to the CDC since January 21, 2020

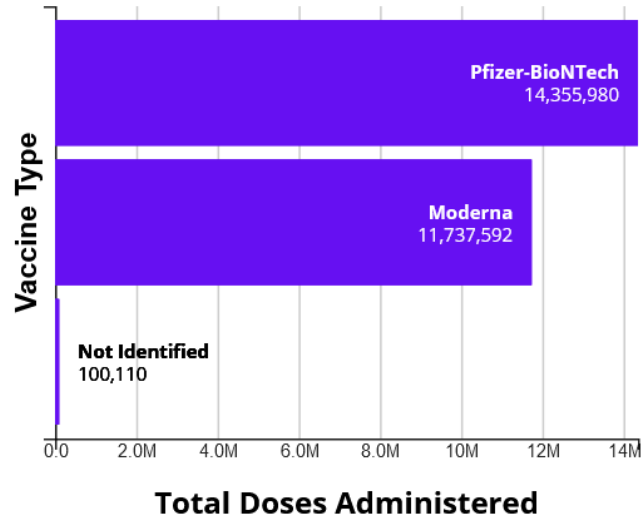


<https://covid.cdc.gov/covid-data-tracker/#vaccinations>

Overall US COVID-19 Vaccine Distribution and Administration; Maps, charts, and data provided by the CDC, updated daily by 8 pm ET[†]

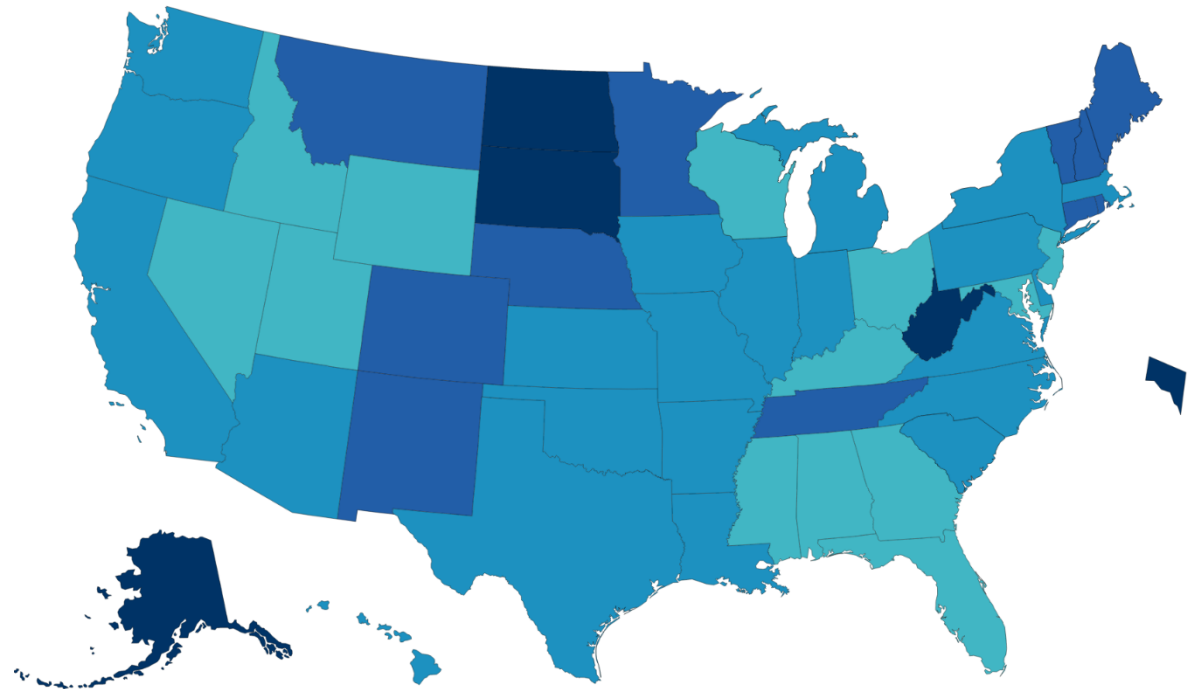


U.S. COVID-19 Vaccine Administration by Vaccine Type



- View:**
- Total Doses Administered
 - People Receiving 1 or More Doses
 - People Receiving 2 Doses
 - Total Doses Distributed
- Metric:**
- Count
 - Rate per 100,000

Number of People Receiving 2 Doses Reported to the CDC by State/Territory and for Selected Federal Entities Per 100,000



- Territories**
- GU
 - AS
 - RP
 - FM
 - MP
 - PR
 - MH
 - VI
- Federal Entities**
- BoP
 - DoD
 - IHS
 - VHA

- Number of People Receiving 2 Doses per 100,000
- No Data
 - 0
 - 1-500
 - 501 - 1,000
 - 1,001 - 1,500
 - 1,501 - 2,000
 - 2,001+

CDC What's New

<https://www.cdc.gov/coronavirus/2019-ncov/whats-new-all.html>

- [COVID-19 Vaccine Communication Toolkit for Essential Workers: Getting Started](#) Friday, January 29, 2021
- [COVID-19 Vaccine Communication Toolkit for Community-Based Organizations: Getting Started](#) Friday, January 29, 2021
- [Coronavirus Disease 2019 \(COVID-19\)](#) Friday, January 29, 2021
- [COVID-19 Travel Recommendations by Country](#) Friday, January 29, 2021
- [Cases in the U.S.](#) Thursday, January 28, 2021
- [Response to a COVID-19 Outbreak on a University Campus - Indiana, August 2020](#) Thursday, January 28, 2021
- [Trends in Outbreak-Associated Cases of COVID-19 - Wisconsin, March-November 2020](#) Thursday, January 28, 2021
- [Impact of COVID-19 on Cervical Cancer Screening Rates Among Women Aged 21-65 Years in a Large Integrated Health Care System - Southern California, January 1-September 30, 2019 and January 1-September 30, 2020](#) Thursday, January 28, 2021
- [SARS-CoV-2 Transmission Associated with High School Wrestling Tournaments - Florida, December 2020-January 2021](#) Thursday, January 28, 2021
- [COVID-19 Cases and Transmission in 17 K-12 Schools - Wood County, Wisconsin, August 31-November 29, 2020](#) Thursday, January 28, 2021
- [Implementation and Evolution of Mitigation Measures, Testing, and Contact Tracing in the National Football League, August 9-November 21, 2020](#) Thursday, January 28, 2021
- [Allergic Reactions Including Anaphylaxis After Receipt of the First Dose of Moderna COVID-19 Vaccine - United States, December 21, 2020-January 10, 2021](#) Thursday, January 28, 2021
- [Large Gatherings](#) Thursday, January 28, 2021
- [Non-Hospital Settings and COVID-19](#) Thursday, January 28, 2021
- [Small Gatherings](#) Thursday, January 28, 2021
- [Toolkit for Pregnant People and New Parents](#) Thursday, January 28, 2021
- [Requirement for Proof of Negative COVID-19 Test or Recovery from COVID-19 for All Air Passengers Arriving in the United States](#) Thursday, January 28, 2021
- [COVID-19 One-Stop Shop Toolkits](#) Thursday, January 28, 2021
- [Cases in the U.S.](#) Wednesday, January 27, 2021
- [Toolkit for Pregnant People and New Parents](#) Wednesday, January 27, 2021
- [Workplace Vaccination Program](#) Wednesday, January 27, 2021
- [Essential Workers & Employees: When & How to Get Vaccinated](#) Wednesday, January 27, 2021
- [Importance of COVID-19 Vaccination for Essential Workers](#) Wednesday, January 27, 2021
- [Frequently Asked Questions about v-safe](#) Wednesday, January 27, 2021
- [US COVID-19 Cases Caused by Variants](#) Wednesday, January 27, 2021
- [Previous COVID-19 Forecasts: Cases](#) Wednesday, January 27, 2021
- [COVID-19 Forecasts: Cases](#) Wednesday, January 27, 2021
- [Donate Blood Plasma and Help Save Lives](#) Wednesday, January 27, 2021

CDC Guidance

<https://www.cdc.gov/coronavirus/2019-ncov/communication/guidance-list.html?Sort=Date%3A%3Adesc>

[Guidance for Large or Extended Families Living in the Same Household \[2 MB, 10 pages\]](#)

Guidance for Large or Extended Families Living in the Same Household

Date: 1/29/21

Audience: [General Public, Parents & Caregivers](#)

[Know When Not to Travel to Avoid Spreading COVID-19](#)

Advice on when and how long people should delay their domestic or international travel to avoid spreading COVID-19.

Date: 1/27/21

Audience: [Individuals & Consumers](#)

[Training Case Investigators and Contact Tracers](#)

This section describes the necessary skills and training for the workforce needed to quickly scale up COVID-19 case investigation and contact tracing activities. Date: 1/25/21

Audience: [Health Departments](#)

[Public Health Guidance for Potential COVID-19 Exposure Associated with Travel](#)

CDC's recommendations for travel-associated exposures.

Date: 1/25/21

Audience: [Federal, State & Local Government](#)

[CDC Guidance for Expanded Screening Testing to Reduce Silent Spread of SARS-CoV-2](#)

The updated guidance is meant to assist health departments in decision making and considerations for groups to be considered for expanded screening testing with the aim of slowing asymptomatic and presymptomatic community transmission.

Date: 1/20/21

Audience: [Health Departments](#)

[Strategies for Optimizing the Supply of Isolation Gowns](#)

Learn how to optimize isolation gowns during COVID-19.

Date: 1/20/21

Audience: [Healthcare Administrators](#)

California Takes Action to Combat COVID-19

<https://www.gov.ca.gov/california-takes-action-to-combat-covid-19/>



State Data

<https://covid19.ca.gov/>
<https://update.covid19.ca.gov/#top>
<https://www.cdph.ca.gov/Programs/CID/DCDC/Pages/Immunization/ncov2019.aspx#>

“Safer Economy Blueprint”

<https://covid19.ca.gov/safer-economy>

Blueprint for a Safer Economy – COVID-19 and Equity

<https://www.cdph.ca.gov/Programs/CID/DCDC/Pages/COVID-19/CaliforniaHealthEquityMetric.aspx>
<https://covid19.healthylivesindex.org/>
<https://map.healthylivesindex.org/>

Statewide industry guidance to reduce risk

<https://covid19.ca.gov/industry-guidance/#top>
<https://www.cdph.ca.gov/Programs/CID/DCDC/Pages/Guidance.aspx>

Data models

<https://covid19.ca.gov/data-and-tools/>

Vaccines

<https://covid19.ca.gov/vaccines/>



Office of Governor
GAVIN NEWSOM

Press Releases, Executive Orders, Media Advisories,
Proclamations, and “On the Record” Column

<https://www.gov.ca.gov/newsroom/>

California COVID-19 By the Numbers

January 28, 2021

Numbers as of January 27, 2021

COVID-19 Cases

3,186,610 (+16,696)

Fatalities

38,961 (+737)

Ages of Confirmed Cases

404,631	1,837,255	606,779	335,853	2,092
0-17	18-49	50-64	65+	Unknown/Missing

Gender of Confirmed Cases

1,618,782	1,518,121	49,707
Female	Male	Unknown/Missing

Hospitalizations

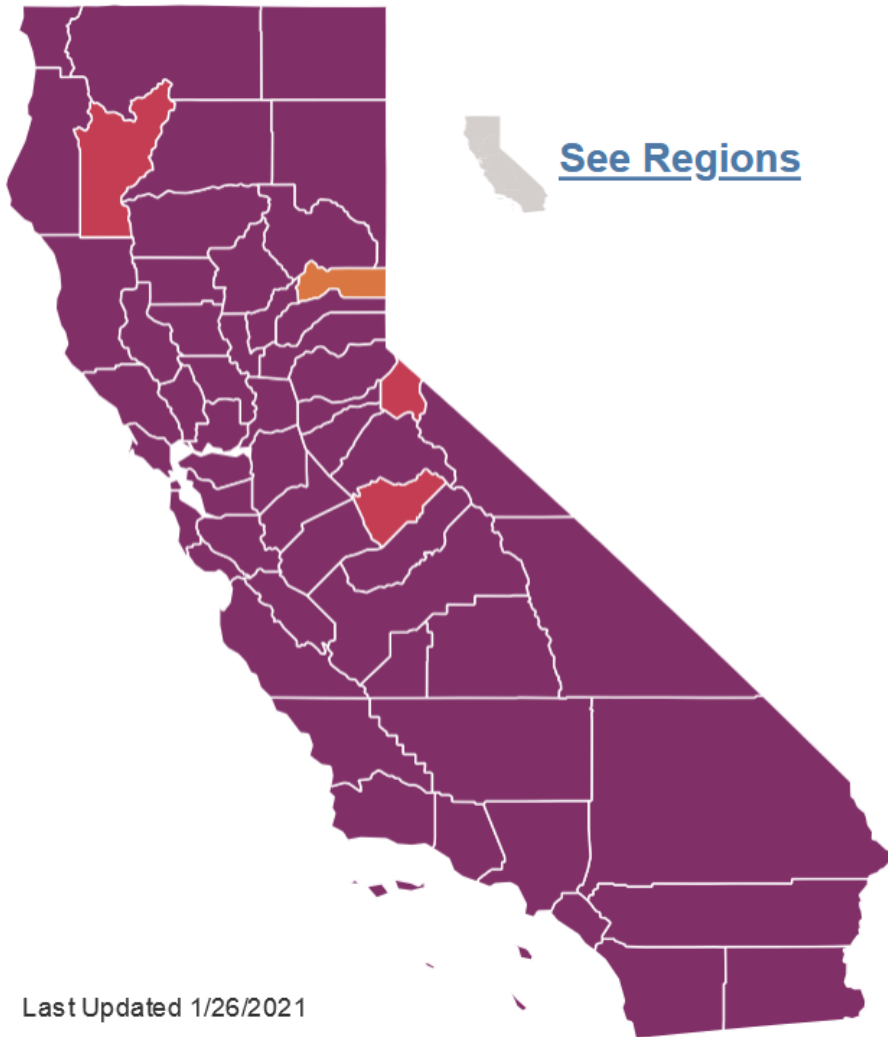
Confirmed COVID-19		Suspected COVID-19	
16,251	4,196	892	87
Hospitalized	in ICU	Hospitalized	in ICU



Your actions save lives.
covid19.ca.gov



<https://covid19.ca.gov/state-dashboard/#top>



STATEWIDE METRICS

71.6 New COVID-19 positive cases per day per 100K

12.4% Positivity rate (7-day average)

0.0% ICU availability

Find a county

Click on the map for updated metrics

COUNTY RISK LEVELS

	Counties	Population	
Widespread	54	40,093,779	99.9%
Substantial	3	32,266	0.1%
Moderate	1	3,115	0.0%

Last Updated 1/26/2021

<https://covid19.ca.gov/vaccines/>



COVID-19: Vaccine Dashboard

Map View

[Summary View](#)



Total Doses Administered

3,078,250



COVID-19: Vaccine Dashboard

[Map View](#)

Summary View

Total Doses Administered

3,078,250

Doses Ordered and Shipped

Local Health Departments

Doses Ordered

3,921,225

Doses Shipped

3,371,600

Health System Multi-County Entities

1,403,525

1,291,250

State Agency Multi-County Entities

107,000

96,900

Total

5,431,750

4,759,750

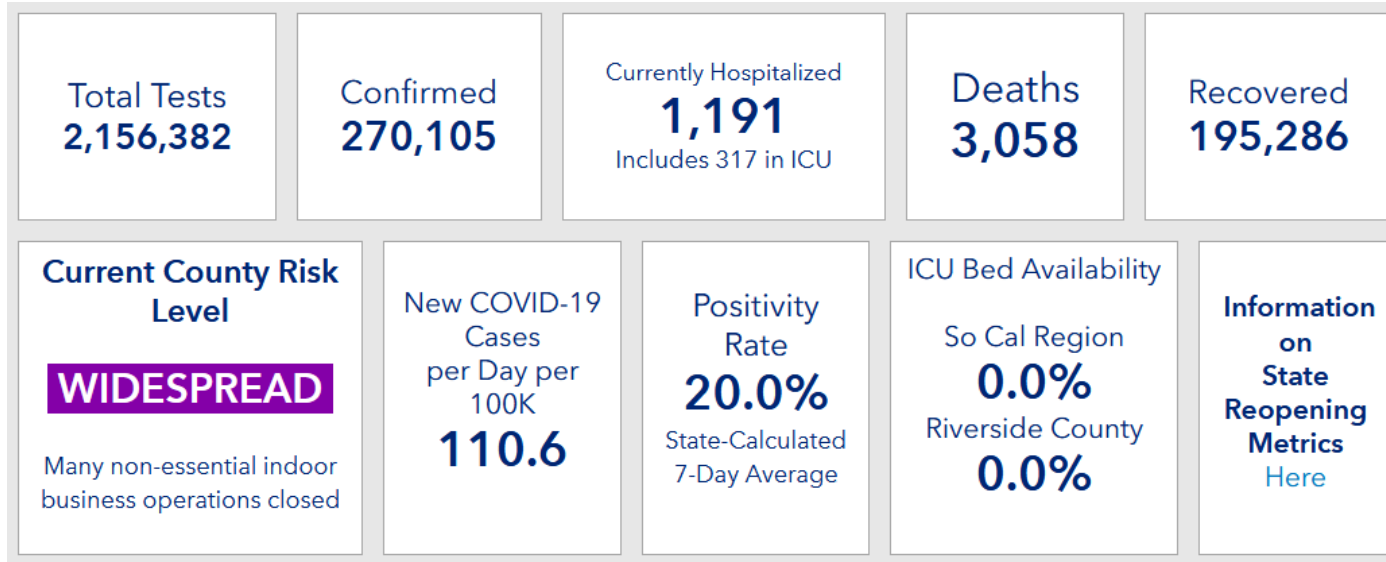
* Doses shipped and doses ordered do not include doses that were distributed as part of the CDC Long Term Care Facility program to vaccinate residents at California's Skilled Nursing Facilities and other congregate living facilities.

Data Last Updated on 1/28/2021 11:59pm



Riverside County Data

<https://www.rivcoph.org/coronavirus>



RUHS Public Health News:

- Beaumont vaccine clinic to close Friday for one day due to predicted severe weather [English](#) / [Spanish](#)- January 27, 2021
- State announces regional stay-at-home order lifted, Riverside County businesses to resume within purple tier restrictions [English](#) / [Spanish](#)- January 25, 2021
- [Public Health Officials Lift Regional Stay at Home Order for All Regions](#) - January 25, 2021
- Appointments for COVID-19 vaccine clinics available Saturday for upcoming clinics [English](#) / [Spanish](#)- January 22, 2021
- [County to change COVID-19 vaccine appointment sign up website](#) - January 21, 2021
- Appointments for COVID-19 vaccine clinics available Thursday for upcoming clinics at Lake Elsinore stadium, Perris and Indio fairgrounds [English](#) / [Spanish](#) - January 20, 2021
- Public Health clinics in Riverside County not impacted by 'pause' in Moderna vaccine [English](#)/ [Spanish](#) - January 18, 2021

Dashboard -Click [here](#) for more detailed city/community data and reports

Find a a testing site

Get tested for [#COVID19](#) with or without medical insurance at no cost to you! Make an appointment here <https://gettested.ruhealth.org>
[#RivCoNOW](#) [#RUHealth](#)

Need Food Access – Click [here](#)

<https://www.ruhealth.org/>

Need Peer Support – Click [here](#)

<https://www.ruhealth.org/>

Need Prescriptions Delivered – Click [here](#)

<https://www.ruhealth.org/>

Daily Epidemiology Summary updated 1-28-2020

https://www.rivcoph.org/Portals/0/Documents/CoronaVirus/Jan2021/Dashboard/5/Public%20Daily_COVID-19_Updates%20012821.pdf?ver=2021-01-28-132655-780×tamp=1611869250223

Licensed Hospital/ICU Beds Utilization Trends updated 1-27-2020

https://www.rivcoph.org/Portals/0/Documents/CoronaVirus/Jan2021/Dashboard/5/EMD_COVID-19_Metrics_Public_Dashboard_01-27-2021.pdf?ver=2021-01-27-172906-360×tamp=1611797357970

COVID-19 Vaccine

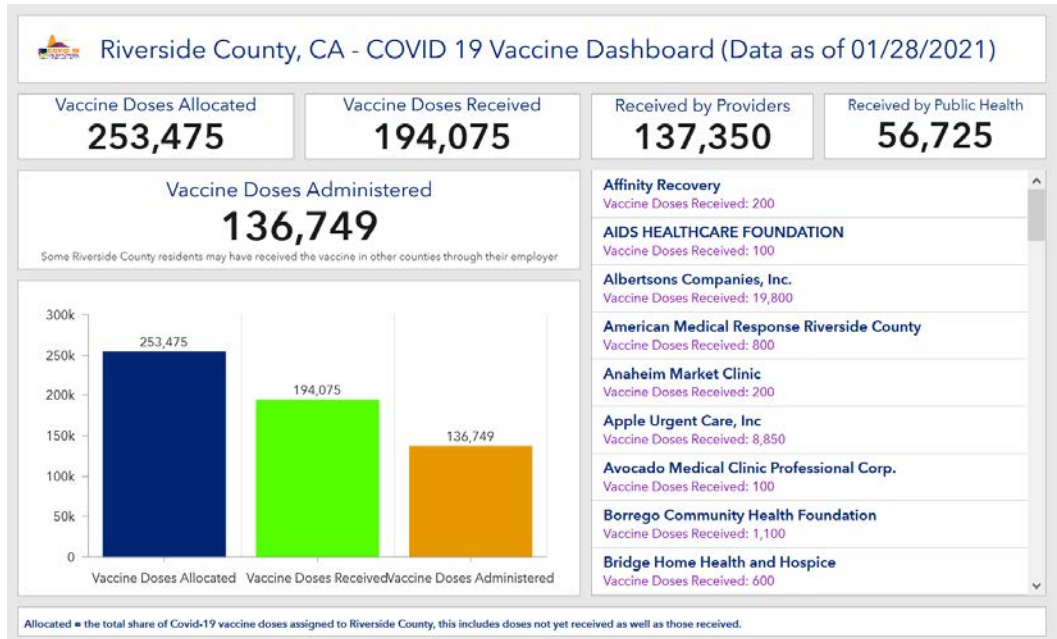
<https://www.ruhealth.org/covid-19-vaccine>

RUHS Public Health:


- [COVID-19 Vaccination Plan](#) - January 25, 2021
- COVID-19 Vaccine Information [English](#) / [Spanish](#) - Updated January 20, 2020
- Riverside County activates incident management team, plans for regional COVID-19 vaccine supersites [English](#) / [Spanish](#) - January 13, 2021
- [COVID Vaccination Clinics for Providers](#) - January 6, 2021
- [Healthcare worker vaccination clinics](#) - January 5, 2021
- [Updated COVID-19 Schedule](#) - January 5, 2021
- Updated COVID-19 Vaccine Allocations [English](#) / [Spanish](#) - December 30, 2020
- [Updated COVID-19 Vaccination Plan](#) - December 29, 2020
- [CDC: Vaccine Resources](#) - December 18, 2020
- [California Covid-19 Vaccination Program Enrollment](#) - December 18, 2020
- RUHS Public Health: Riverside County health officials anticipate first shipment of COVID-19 vaccine Dec. 18 [English](#) / [Spanish](#)- December 14, 2020

Please note: In order to increase access for our most vulnerable populations, appointments for the County's vaccination clinics as part of today's (Jan. 28) release are for residents age 85 and older ONLY. Must show proof of age at time of appointment.

85 years and above
[Click Here to Check for Availability](#)



Weather

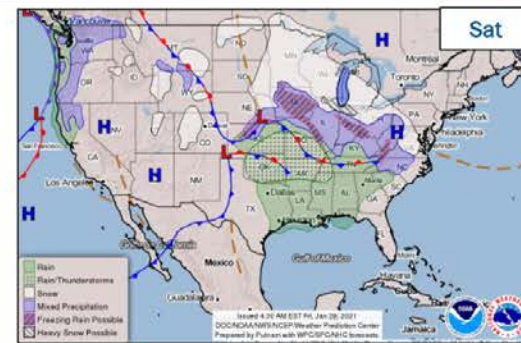
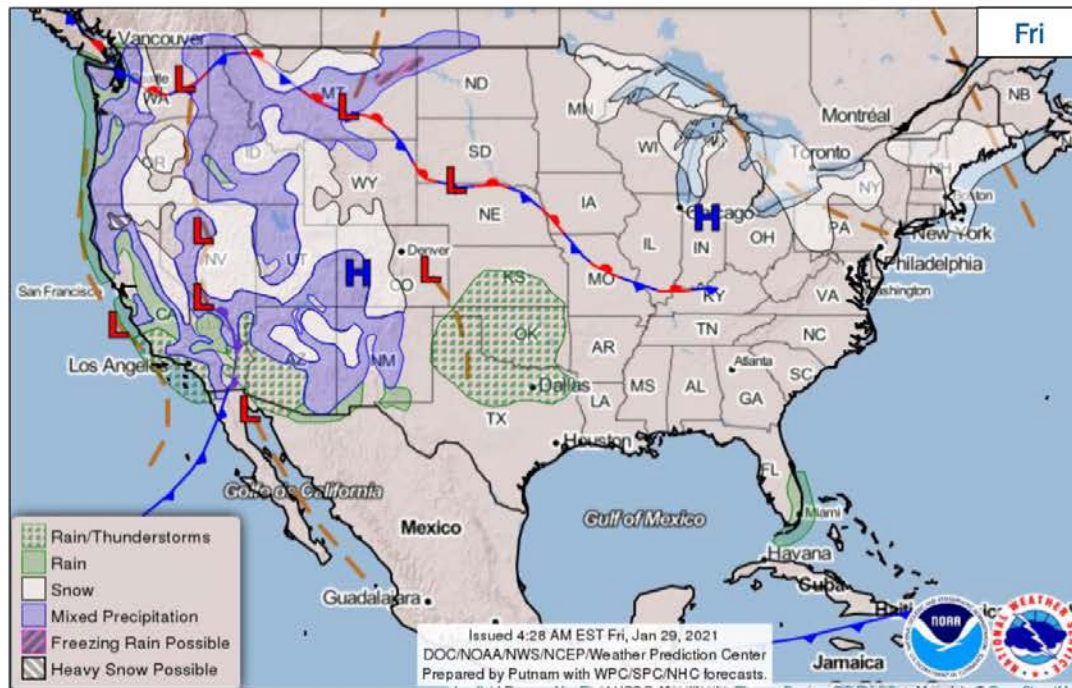
 National Weather Service San Diego, California		<h2 style="text-align: right;">Weather Threats Outlook</h2> <div style="text-align: right; border: 1px solid black; padding: 2px;">10:00 AM PST Friday, January 29, 2021</div>						
County	Zone	Fri 1/29	Sat 1/30	Sun 1/31	Mon 2/1	Tue 2/2	Wed 2/3	Thu 2/4
San Diego	Beach/Marine	Breezy/Rain	None	None	None	Showers	Showers	None
	Coast	Rain	None	None	None	Showers	Showers	None
	Valleys	Rain	None	None	None	Showers	Showers	None
	Mountains	Rain/Snow	None	None	None	Rain/Snow Showers	Rain/Snow Showers	None
	Deserts	Showers	None	None	None	PM Showers	Showers	None
Orange	Beach	Rain	None	None	None	Showers	Showers	None
	Coast	Rain	None	None	None	Showers	Showers	None
	Inland	Rain	None	None	None	Showers	Showers	None
	Mountains	Rain	None	None	None	Showers	Showers	None
Riverside	Inland Empire	Rain	None	None	None	Showers	Showers	None
	Mountains	Rain/Snow	None	None	None	Rain/Snow Showers	Rain/Snow Showers	None
	Desert	Showers/Breezy	None	None	None	PM Showers	Showers	None
San Bernardino	Inland Empire	Rain	None	None	None	Showers	Showers	None
	Mountains	Rain/Snow	None	None	None	Rain/Snow Showers	Rain/Snow Showers	None
	Desert	Showers/Breezy	None	None	None	Showers	Showers	None

Impact Threat Levels	None	Low	Medium	High	Extreme
----------------------	------	-----	--------	------	---------

Latest hazard threat table: <https://www.wrh.noaa.gov/sqx/event/dsstable.php>

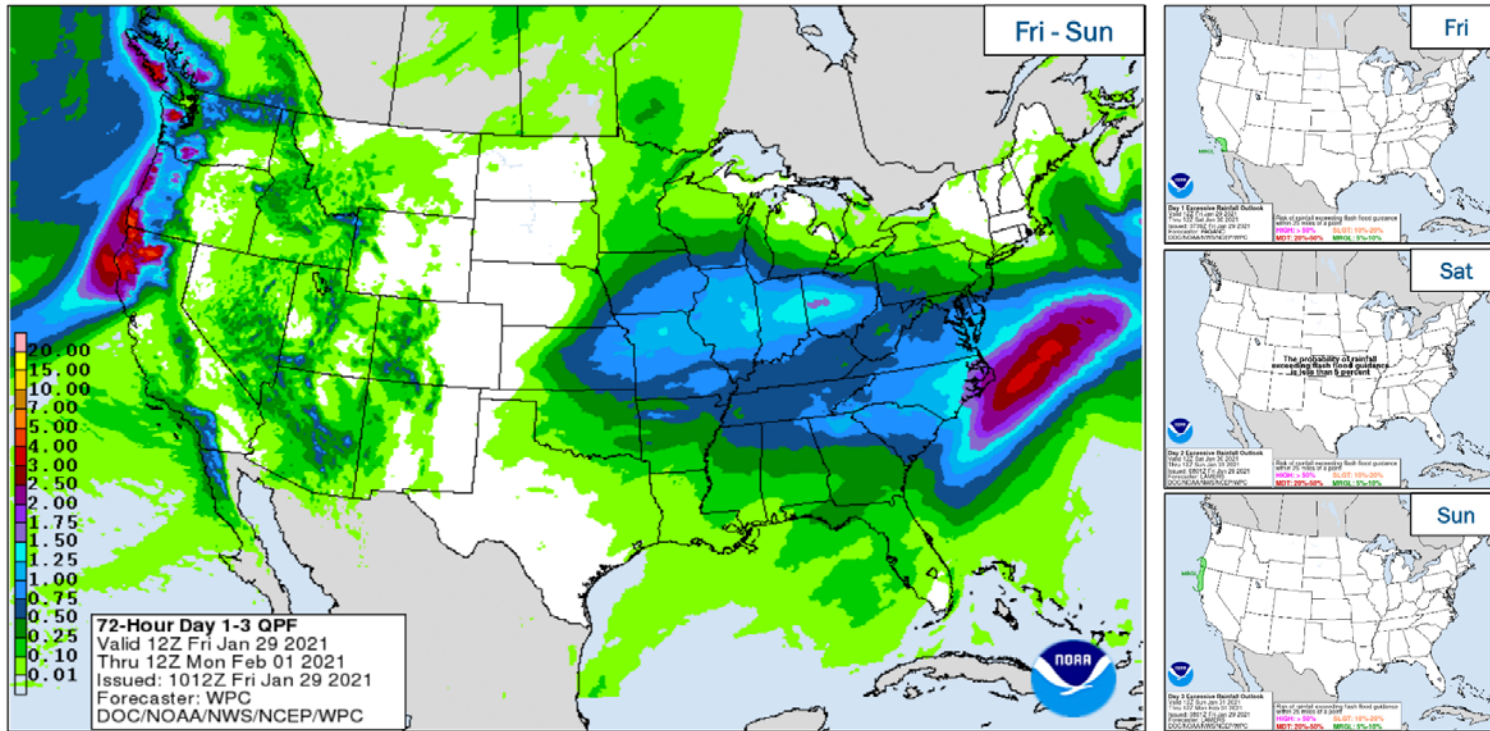
<https://www.weather.gov/forecastpoints#>

National Weather Forecast



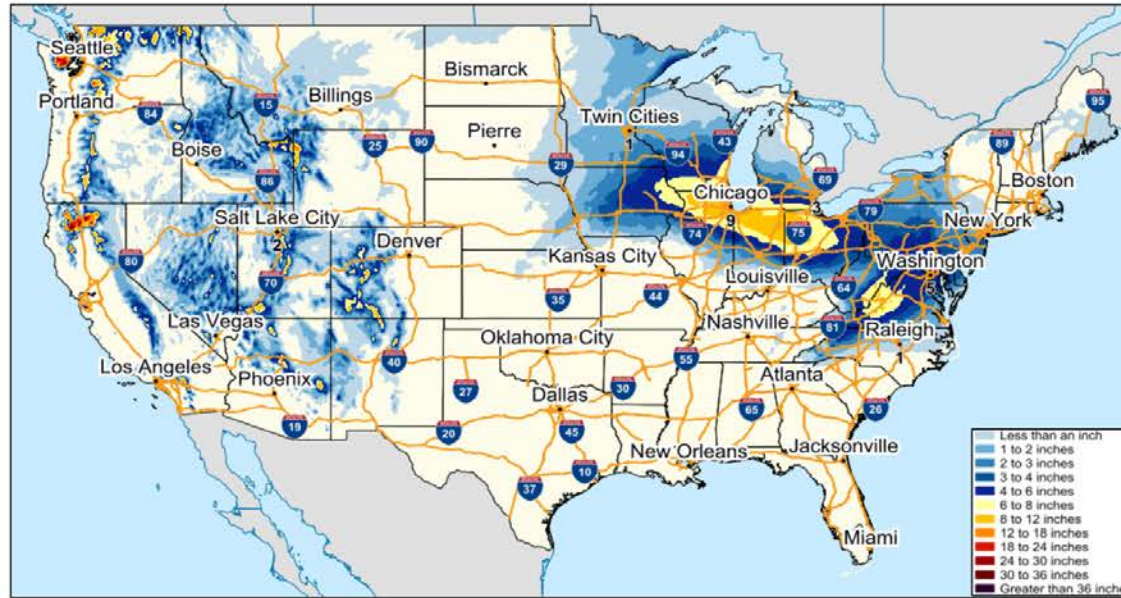
National Watch Center

Precipitation & Excessive Rainfall



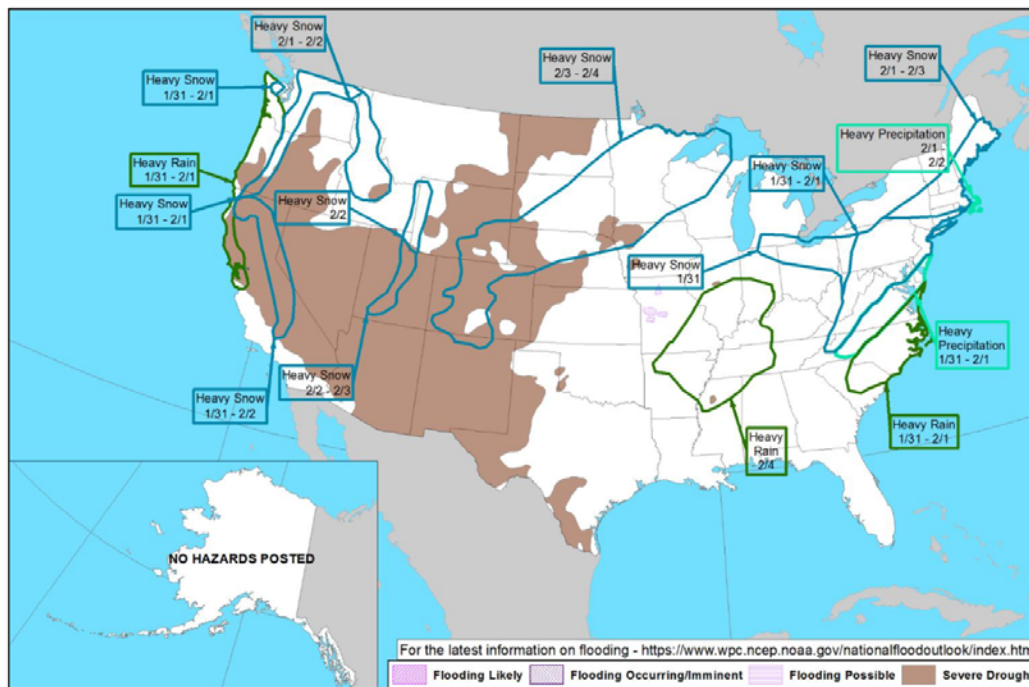
National Watch Center

Forecast Snowfall



National Watch Center

Hazards Outlook – Jan 31 - Feb 4



National Watch Center