



****Extraordinary Assumptions:** There are a lot of different data sources in this report not all of them match but aid to provide an overall picture of the current situation. COVID-19 Data Source Comparison - https://covid-19.splunkforgood.com/covid_19_datasource_comparison

Daily Situation Summary

Thursday, January 21, 2021

As of 10:00 AM

COVID-19 by the Numbers

01/21/2021	Riverside	Imperial	Kern	Los Angeles*	Orange	San Bernardino	San Diego	San Luis Obispo	Santa Barbara	Ventura	Mono*	Inyo	So-Cal Region	California	United States	Global
Total Cases	246,248	25,333	80,272	1,010,375	215,244	253,651	216,833	15,855	24,991	62,656	1,101	891	2,073,178	3,019,371	24,323,846	95,612,831
New Cases	2,097	16	342	7,761	1,378	843	2,498	113	353	797	10	19	15,885	22,403	188,156	610,413
Total Cases Per Capita	9,977	13,218	8,657	9,850	6,667	11,439	6,433	3,474	5,632	7,348	7,886	4,828	8,815	7,524	7,353	1,236
New Cases Per Capita	84.96	8.35	36.88	75.66	42.68	38.02	74.12	24.76	79.55	93.46	71.63	102.96	696	55.83	56.88	7.89
Recovered	<u>171,354</u>	<u>23,567</u>	<u>27,244</u>	Not Reported	<u>147,280</u>	<u>239,248</u>	<u>174,488</u>	<u>13,429</u>	<u>22,546</u>	<u>55,708</u>	Not Reported	<u>834</u>	848,454	<u>1,351,991</u>	<u>14,977,378</u>	<u>70,102,798</u>
Total Deaths	2,645	465	565	14,122	2,477	1,560	2,109	136	236	436	4	29	24,219	34,433	404,689	2,066,176
New Deaths	128	2	0	186	110	0	6	1	5	24	0	0	462	694	4,383	14,569
Deaths Per Capita	107.17	242.63	60.93	137.67	76.72	70.35	62.57	29.80	53.18	51.13	28.65	157.16	102.98	85.81	122.33	26.71
Presumptive active cases	72,249	1,301	52,463		65,487	12,843	40,236	2,290	2,209	6,512		28	203,155	1,632,947	8,941,779	23,443,857
% of State's Cases	8.16%	0.84%	2.66%	33.46%	7.13%	8.40%	7.18%	0.53%	0.83%	2.08%	0.04%	0.03%	68.66%	12.41%	25.44%	
Currently in Hospitals	1,640	122	405	7,571	2,018	1,528	1,720	61	215	434	0	0	15,309	20,814		
Total Hospital Beds	3,429	234	1,170	19,445	5,969	3,555	6,496	460	598	1,172	17	29	41,404	66,543		
Currently in ICU	335	52	86	1,727	527	325	438	7	52	83	0	0	3,546	4,682		
ICU Beds Available	34	2	29	296	74	56	164	19	14	21	0	2	682	1,161		
Case Fatality Rate	1.07%	1.84%	0.70%	1.40%	1.15%	0.62%	0.97%	0.86%	0.94%	0.70%	0.36%	3.25%	1.17%	1.14%	1.66%	2.16%
Population*	2,468,145	191,649	927,251	10,257,557	3,228,519	2,217,398	3,370,418	456,373	443,738	852,747	13,961	18,453	23,518,958	40,129,160	330,811,260	7,735,976,000
% of Population	6.15%	0.48%	2.31%	25.56%	8.05%	5.53%	8.40%	1.14%	1.11%	2.13%	0.03%	0.05%	58.61%	0.91%	0.3144%	

Sources: CDPH, WHO, CDC, Local County Data

The date for which case statistics and hospital data were reported. Hospital COVID data are self-reported through a portal managed by the California Hospital Association and pulled at 2pm. COVID case statistics are reported by local health departments to CalREDIE and are pulled at 2pm. Hospital data and case statistics are integrated by the California Department of Technology and made available through the Open Data Portal the following morning. CA Open Data Portal is at least 24 Hours behind although a backlog of new case reports at the State level has ostensibly been cleared, some County dashboards still contain notes that indicate data are missing. *California Demographics from State Database Blueprint Data Chart 12-15-20 & census.gov . Presumptive active cases - A calculation (Total Cases - Recovered - Dead) (* LA and Mono County does not report recovery rates)

News

More detail on page 2

US Data

More detail on page 3

State Data

More detail on page 9

Riverside County Data

More detail on page 14

Weather

More detail on page 17

News – The collection of news articles is related to COVID-19. The inclusion or order of articles is not intended to reflect their importance, nor is it intended to endorse the political viewpoints or affiliations included in news coverage.

Germany extends Covid lockdown amid concern over variants in Europe

- Germany has extended and tightened its national lockdown despite slowly declining case numbers and the Netherlands and Denmark are expected to follow suit as concern mounts about new, more contagious variants of Covid-19.
- The chancellor, Angela Merkel, and leaders of Germany's 16 states agreed to extend the country's lockdown on Tuesday until 14 February, with new rules also making it mandatory to wear medical masks in shops and on public transport.

<https://www.theguardian.com/world/2021/jan/19/germany-extends-covid-lockdown-amid-concern-variants-europe>

5 killed in blaze at Indian producer of COVID-19 vaccine

- At least five people were killed in a fire that broke out Thursday at a building under construction at Serum Institute of India, the world's largest vaccine manufacturer, officials said. The company said the blaze would not affect production of the COVID-19 vaccine.
- Mahol said the victims were probably construction workers. He said the cause of the fire had not been determined and the extent of damage was not immediately clear.

<https://apnews.com/article/pune-india-coronavirus-pandemic-fires-6537cec12b3d902958bdebdd257fad6b>

Here are the 10 executive orders Biden's signing to combat the Covid pandemic

- President Joe Biden released details of his Covid response plan, including 10 executive orders and his intent to use the Defense Production Act.
- The plan expands on initiatives outlined last week and details how Biden plans to bring the pandemic under control and help the country recover.
- Biden will seek to accelerate the rollout of Covid-19 vaccines by providing more funding to local and state officials, creating more vaccination sites and launching a national education campaign.

<https://www.cnn.com/2021/01/21/biden-to-sign-10-executive-orders-to-combat-covid-pandemic-invoke-defense-production-act.html>

Additional COVID-19 Vaccine Doses Arrive In Riverside County

- More appointments will open for free COVID-19 vaccine clinics after Riverside County received additional doses this week, but the available slots are few, it was announced Wednesday.
- Scheduling of appointments (required) begins at noon Thursday, Jan. 21, for six upcoming county-operated clinics at Lake Elsinore's Diamond Stadium, as well as county fairgrounds in Perris and Indio. Only people 65 and older, and people who work in high-risk settings (all tiers in phase 1A, and tier 1 of phase 1B) are eligible to receive the vaccine.

<https://patch.com/california/lakeelsinore-wildomar/additional-covid-19-doses-arrive-riverside-county>

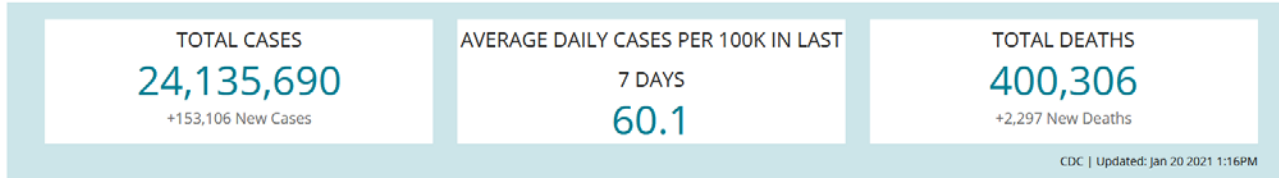


U.S. Data

https://covid.cdc.gov/covid-data-tracker/#cases_casesper100klast7days

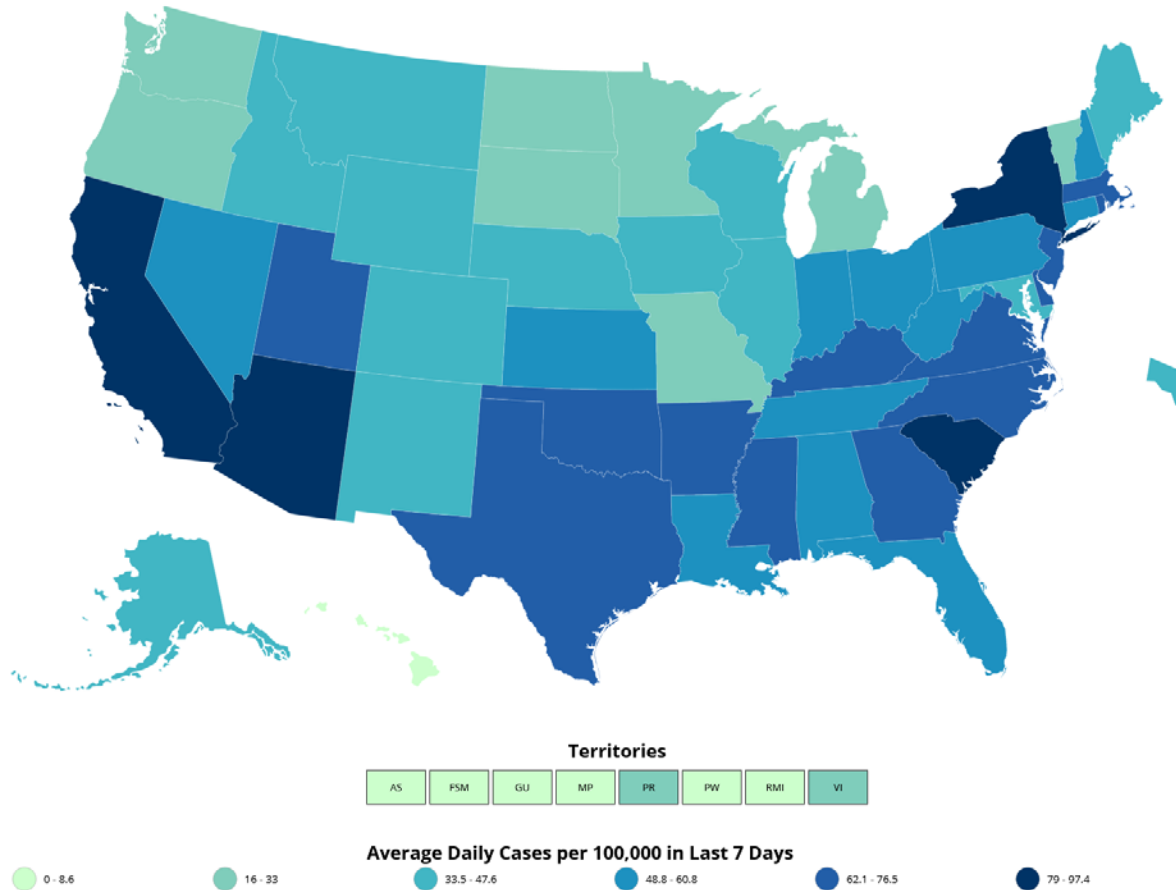
United States COVID-19 Cases and Deaths by State

Reported to the CDC since January 21, 2020



- | | | |
|--|--|---|
| View: | Time period: | Metric: |
| <input checked="" type="radio"/> Cases | <input checked="" type="radio"/> Last 7 Days | <input type="radio"/> Count |
| <input type="radio"/> Deaths | <input type="radio"/> Since Jan 21, 2020 | <input checked="" type="radio"/> Rate per 100,000 |

US COVID-19 Average Daily Case Rate in Last 7 Days, by State/Territory (cases per 100K)



TOTAL CASES
24,135,690
+153,106 New Cases

CASES PER 100,000 PEOPLE
7,270

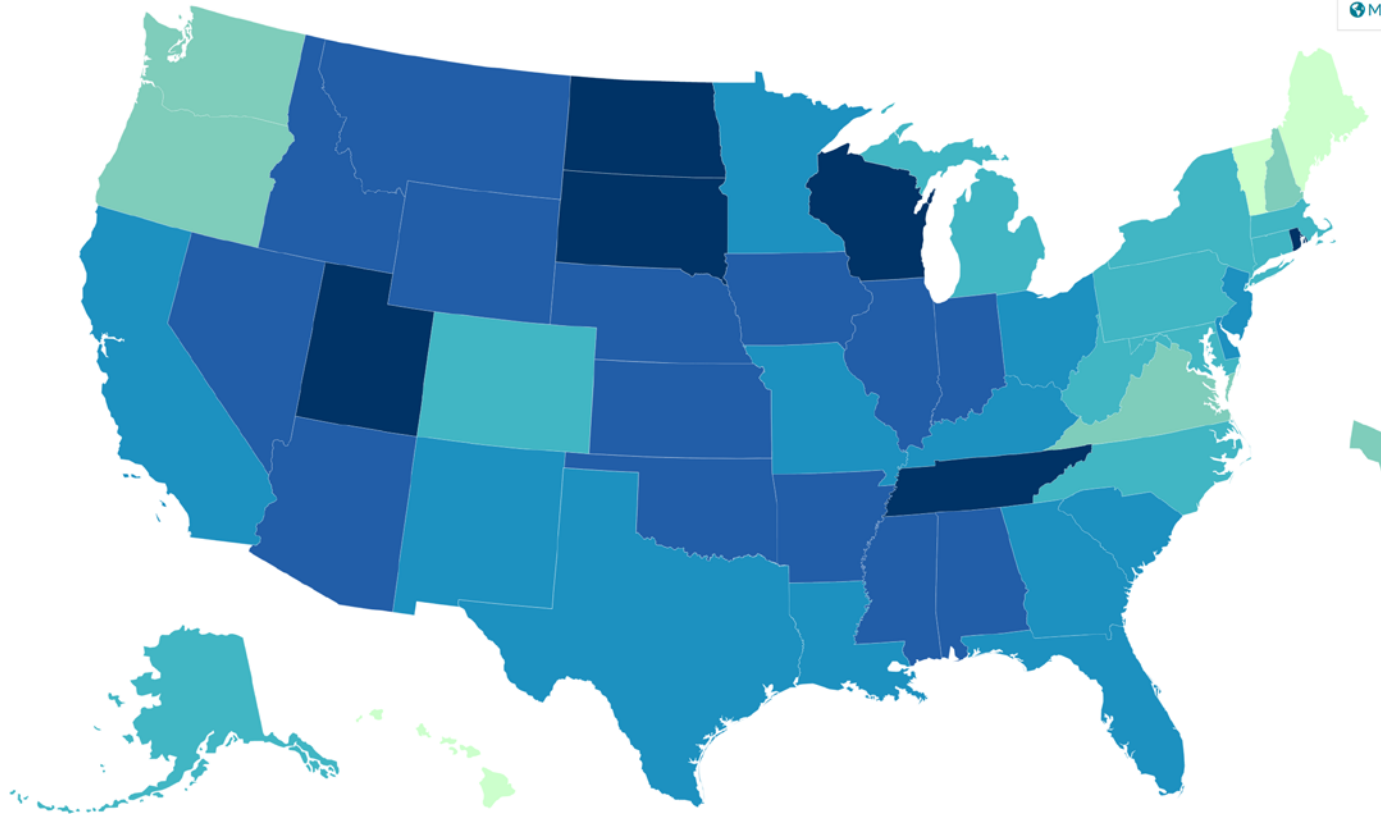
TOTAL DEATHS
400,306
+2,297 New Deaths

CDC | Updated: Jan 20 2021 1:16PM

- View:**
 Cases
 Deaths
- Time period:**
 Last 7 Days
 Since Jan 21, 2020
- Metric:**
 Count
 Rate per 100,000

COVID-19 Case Rate in the US Reported to the CDC, by State/Territory (cases per 100,000)

[Map](#) [Chart](#)



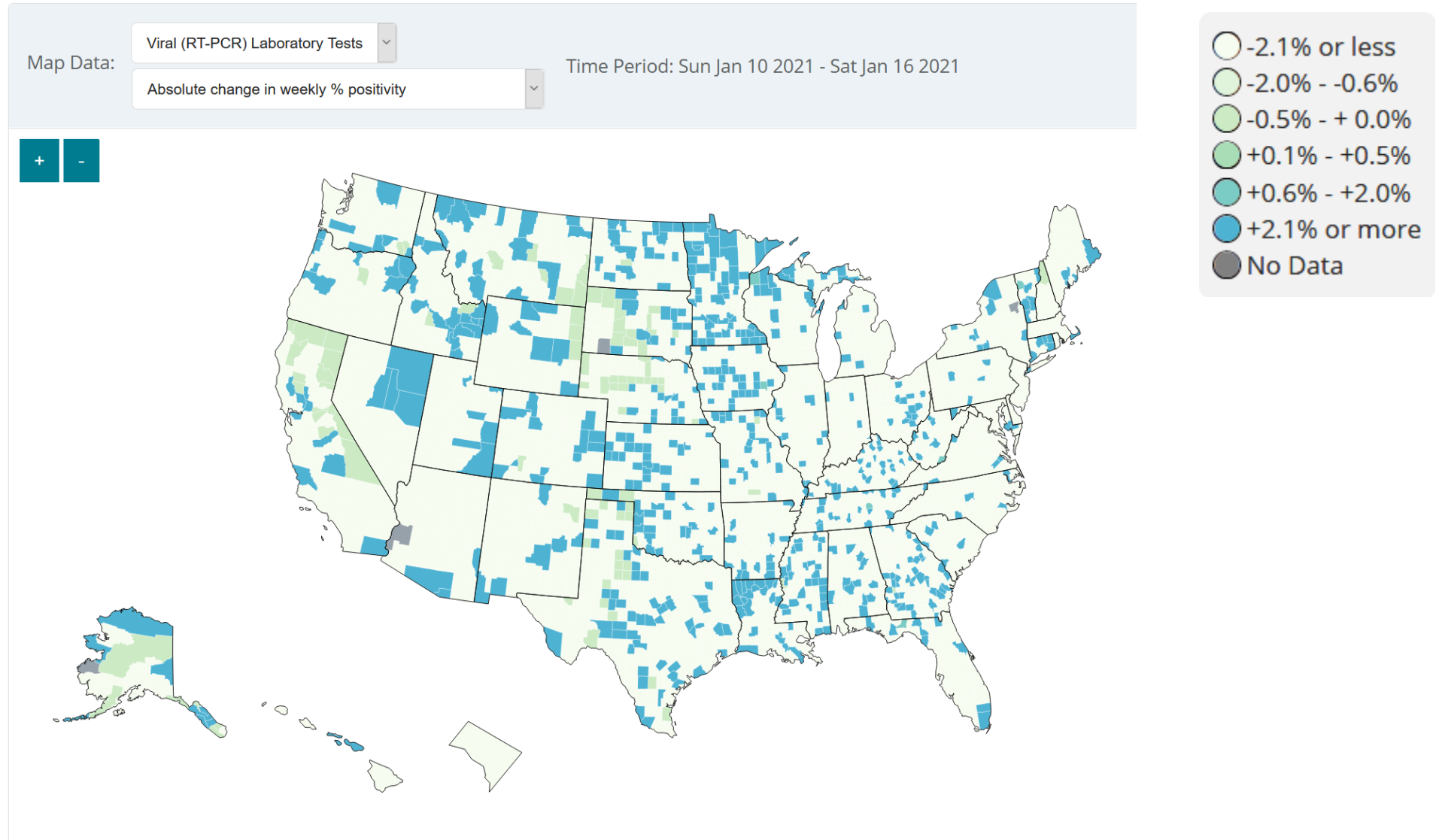
Territories

- | | | | | | | | |
|----|-----|----|----|----|----|-----|----|
| AS | FSM | GU | MP | PR | PW | RMI | VI |
|----|-----|----|----|----|----|-----|----|

Case Rate per 100,000

- 0 - 2,772
- 3,188 - 5,338
- 5,497 - 6,913
- 7,152 - 8,004
- 8,408 - 9,720
- 9,812 - 12,626

COVID-19 Integrated County View



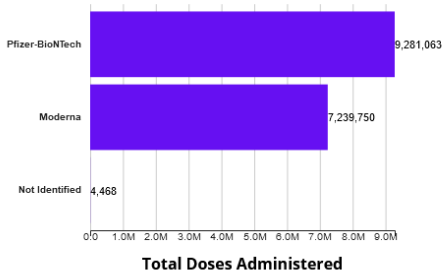
COVID-19 Vaccinations in the United States

Overall US COVID-19 Vaccine Distribution and Administration

Total Doses Distributed	Total Doses Administered	Number of People Receiving 1 or More Doses	Number of People Receiving 2 Doses
35,990,150	16,525,281	14,270,441	2,161,419

Updated: Jan 20 2021 As of 6:00am ET

U.S. COVID-19 Vaccine Administration by Vaccine Type



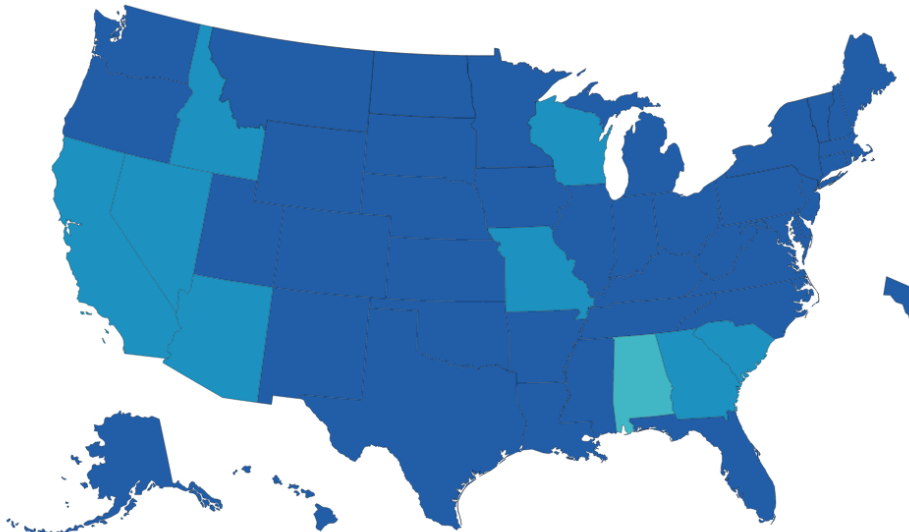
View:

- Total Doses Administered
- People Receiving 1 or More Doses
- People Receiving 2 Doses
- Total Doses Distributed

Metric:

- Count
- Rate per 100,000

Total Doses Administered Reported to the CDC by State/Territory and for Selected Federal Entities per 100,000



Territories: GU, AS, RP, FM, MP, PR, MH, VI

Federal Entities: BoP, DoD, IHS, VHA

Total Doses Administered per 100,000

- No Data
- 0
- 1 - 2,000
- 2,001 - 3,000
- 3,001 - 4,000
- 4,001+

Federal Pharmacy Partnership for Long-Term Care Program (Subset of Overall Numbers)

Doses Administered in Long-Term Care Facilities

1,908,256

CDC | Updated: Jan 20 2021 As of 6:00am ET

CDC Whats New

<https://www.cdc.gov/coronavirus/2019-ncov/whats-new-all.html>

- [COVID-19 Case Investigation and Contact Tracing Efforts from Health Departments - United States, June 25-July 24, 2020](#) Thursday, January 21, 2021
- [Workplace SARS-CoV-2 Testing: Consent Elements and Disclosures](#) Thursday, January 21, 2021
- [COVID-19 Vaccine Communication Toolkit for Essential Workers: Getting Started](#) Thursday, January 21, 2021
- [COVID-19 Vaccine Communication Toolkit for Community-Based Organizations: Getting Started](#) Thursday, January 21, 2021
- [Requirement for Proof of Negative COVID-19 Test or Recovery from COVID-19 for All Air Passengers Arriving in the United States](#) Thursday, January 21, 2021
- [COVID-19 Rapid Assessment of Point of Entry Capacity \(RAPC\)](#) Thursday, January 21, 2021
- [Essential Services and Critical Infrastructure](#) Thursday, January 21, 2021
- [Responder Stories](#) Thursday, January 21, 2021
- [Community and Faith-Based Organizations](#) Thursday, January 21, 2021
- [Media Statement from CDC Director Rochelle P. Walensky, MD, MPH, on Extending the Eviction Moratorium](#) Wednesday, January 20, 2021
- [Cases in the U.S.](#) Wednesday, January 20, 2021
- [Global Clinical Mitigation](#) Wednesday, January 20, 2021
- [Global Community Mitigation](#) Wednesday, January 20, 2021
- [Global Communication Resources](#) Wednesday, January 20, 2021
- [Global Surveillance](#) Wednesday, January 20, 2021
- [Global Emergency Response](#) Wednesday, January 20, 2021
- [Winter Holidays](#) Wednesday, January 20, 2021
- [Donate Blood Plasma and Help Save Lives](#) Wednesday, January 20, 2021
- [Public Service Announcements \(PSAs\)](#) Wednesday, January 20, 2021
- [Schools and Childcare Programs](#) Wednesday, January 20, 2021
- [Communication Resources for Travelers](#) Wednesday, January 20, 2021
- [EARLY RELEASE: Evaluation of Abbott BinaxNOW Rapid Antigen Test for SARS-CoV-2 Infection at Two Community-Based Testing Sites - Pima County, Arizona, November 3-17, 2020](#) Tuesday, January 19, 2021
- [Long-Term Care Facilities COVID-19 Vaccination](#) Tuesday, January 19, 2021
- [COVIDTracer and COVIDTracer Advanced](#) Tuesday, January 19, 2021
- [Winter Holidays](#) Tuesday, January 19, 2021
- [Workplaces and Businesses](#) Tuesday, January 19, 2021
- [Ensuring the Safety of COVID-19 Vaccines in the United States](#) Tuesday, January 19, 2021
- [School Decision-Making Tool for Parents, Caregivers, and Guardians](#) Tuesday, January 19, 2021
- [Staffing Resources](#) Tuesday, January 19, 2021
- [Data Visualization](#) Tuesday, January 19, 2021
- [COVID-19 Travel Recommendations by Country](#) Tuesday, January 19, 2021
- [Travel](#) Tuesday, January 19, 2021

CDC Guidance

<https://www.cdc.gov/coronavirus/2019-ncov/communication/guidance-list.html?Sort=Date%3A%3Adesc>

[CDC Guidance for Expanded Screening Testing to Reduce Silent Spread of SARS-CoV-2](#)

The updated guidance is meant to assist health departments in decision making and considerations for groups to be considered for expanded screening testing with the aim of slowing asymptomatic and presymptomatic community transmission. Date: 1/20/21

Audience: [Health Departments](#)

Public Health Guidance for Potential COVID-19 Exposure Associated with Travel
CDC's recommendations for travel-associated exposures. Date: 1/18/21

Audience: Federal, State & Local Government

[Public Health Guidance for Potential COVID-19 Exposure Associated with Travel](#)

CDC's recommendations for travel-associated exposures. Date: 1/14/21

Audience: [Federal, State & Local Government](#)

[Guidance on Integration of COVID-19 in Existing Acute Febrile Illness \(AFI\) Surveillance Systems](#)

Learn to integrate COVID-19 into an existing Acute Febrile Illness surveillance system. Date: 1/12/21

Audience: [Federal, State & Local Government](#)

[Maintaining Essential Services for Malaria in Low-Resource Countries](#)

If essential malaria interventions are significantly disrupted due to COVID-19 challenges, numbers of malaria cases will significantly increase, and death rates could double Date: 1/11/21

Audience: [Federal, State & Local Government](#)

[Operational Considerations for Immunization Services During COVID-19 in Non-US Settings Focusing on Low-Middle Income Countries](#)

Learn COVID-19 operational considerations to implement immunization services in non-US countries with low or middle incomes. Date: 1/11/21

Audience: [Federal, State & Local Government](#)

[Markets: Operational considerations for COVID-19 mitigation measures in global low-resource setting](#)

Markets are a critical place of commerce and a source of many essential goods, but they can pose potential risks for COVID-19 transmission. This document provides suggestions for mitigating COVID-19 transmission in markets in low-resource settings and describes considerations associated with each mitigation measure. Date: 1/11/21

Audience: [Employers, Business Owners & Community Leaders](#)

[Guidance for Large or Extended Families Living in the Same Household](#)

Guidance for Large or Extended Families Living in the Same Household Date: 1/11/21

Audience: [General Public](#), [Parents & Caregivers](#)

California Takes Action to Combat COVID-19

<https://www.gov.ca.gov/california-takes-action-to-combat-covid-19/>



State Data

<https://covid19.ca.gov/>
<https://update.covid19.ca.gov/#top>
<https://www.cdph.ca.gov/Programs/CID/DCDC/Pages/Immunization/ncov2019.aspx#>

“Safer Economy Blueprint”

<https://covid19.ca.gov/safer-economy>

Blueprint for a Safer Economy – COVID-19 and Equity

<https://www.cdph.ca.gov/Programs/CID/DCDC/Pages/COVID-19/CaliforniaHealthEquityMetric.aspx>
<https://covid19.healthyplacesindex.org/>
<https://map.healthyplacesindex.org/>

Statewide industry guidance to reduce risk

<https://covid19.ca.gov/industry-guidance/#top>
<https://www.cdph.ca.gov/Programs/CID/DCDC/Pages/Guidance.aspx>

Data models

<https://covid19.ca.gov/data-and-tools/>

Vaccines

<https://covid19.ca.gov/vaccines/>



Office of Governor
GAVIN NEWSOM

Press Releases, Executive Orders, Media Advisories,
Proclamations, and “On the Record” Column

<https://www.gov.ca.gov/newsroom/>


Tracking COVID-19 in CA

Updated January 20, 2021 at 11:00 AM with data from January 19, 2021

CASES

3,019,371 total


22,403 today

 0.7% increase
from prior day total

DEATHS

34,433 total


694 today

 2.1% increase
from prior day total

TESTS

39,288,363 total

263,820 today

 0.7% increase
from prior day total

Regions

The state released a map of the five regions being measured. When a region first falls below 15% ICU bed availability, the Regional Stay Home Order goes into effect there the next evening at 11:59 PM.

- **Northern California:** Del Norte, Glenn, Humboldt, Lake, Lassen, Mendocino, Modoc, Shasta, Siskiyou, Tehama, Trinity
- **Bay Area:** Alameda, Contra Costa, Marin, Monterey, Napa, San Francisco, San Mateo, Santa Clara, Santa Cruz, Solano, Sonoma

- **Greater Sacramento:** Alpine, Amador, Butte, Colusa, El Dorado, Nevada, Placer, Plumas, Sacramento, Sierra, Sutter, Yolo, Yuba
- **San Joaquin Valley:** Calaveras, Fresno, Kern, Kings, Madera, Mariposa, Merced, San Benito, San Joaquin, Stanislaus, Tulare, Tuolumne
- **Southern California:** Imperial, Inyo, Los Angeles, Mono, Orange, Riverside, San Bernardino, San Diego, San Luis Obispo, Santa Barbara, Ventura




STATEWIDE METRICS

105.4 New COVID-19 positive cases per day per 100K

15.2% Positivity rate (7-day average)

0.0% ICU availability

 Click on the map for updated metrics

REGIONAL STAY HOME ORDERS

	Regions	Counties	Population	
 No	2	24	3,655,962	 9.1%
 Yes	3	34	36,473,198	 90.9%

Southern California Region

0.0% ICU availability

4 week ICU capacity projection: below threshold as of 1/19/2021

Regional Stay Home Order effective

12/6/2020 11:59 PM

[See County Tiers](#)

Last Updated 1/19/2021

Riverside County

Southern California Region

Close ⓧ

Regional Stay Home Order effective 12/6/2020 11:59 PM

COUNTY RISK LEVEL

Widespread*

Many non-essential indoor business operations are closed

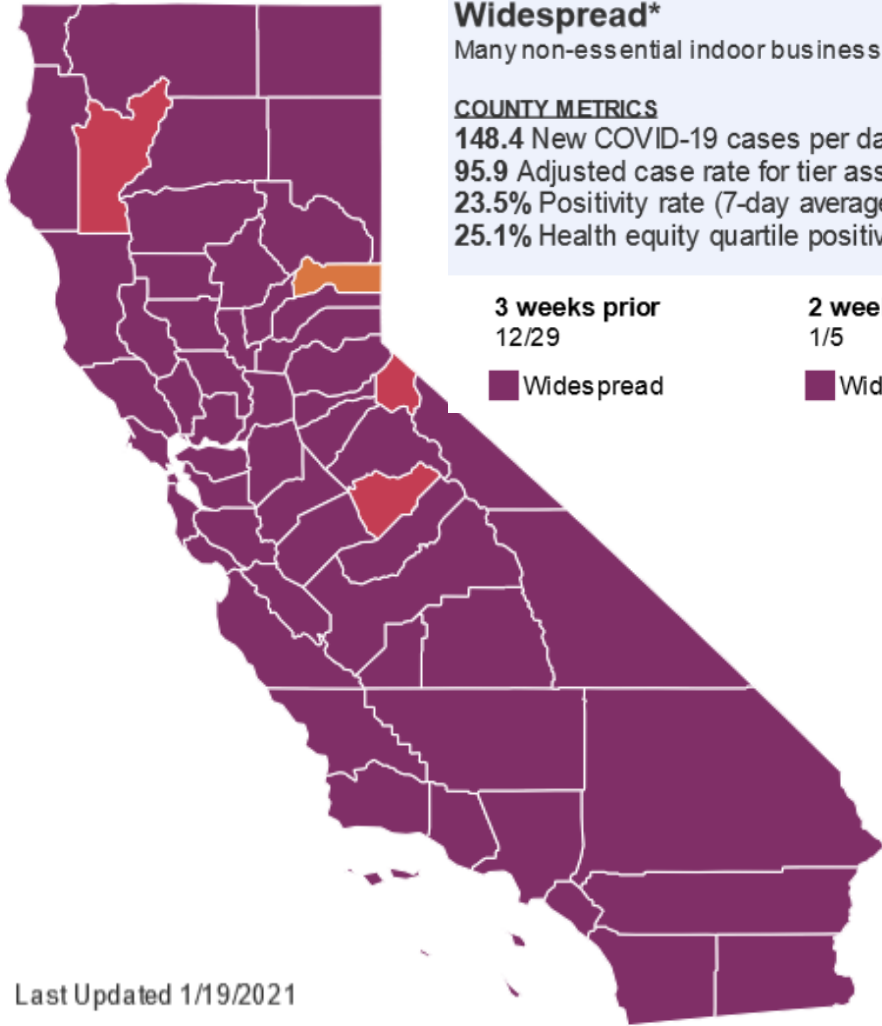
COUNTY METRICS

148.4 New COVID-19 cases per day per 100K

95.9 Adjusted case rate for tier assignment

23.5% Positivity rate (7-day average)

25.1% Health equity quartile positivity rate



3 weeks prior
12/29

■ Widespread

2 weeks prior
1/5

■ Widespread

1 week prior
1/12

■ Widespread

Current
1/19

■ Widespread

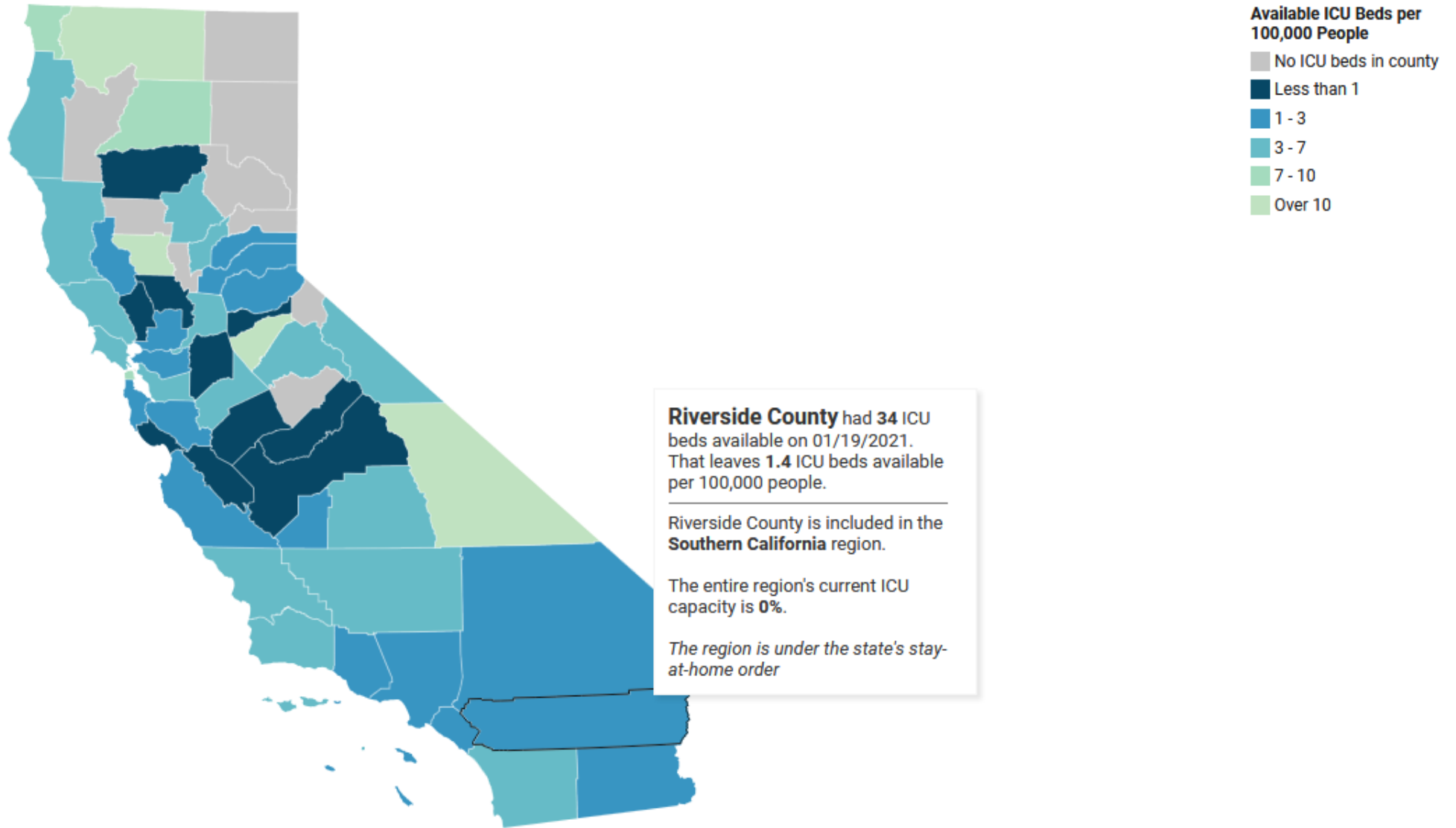
COUNTY RISK LEVELS

Measure*	Higher Risk → Lower Risk of Community Disease Transmission			
	Widespread Tier 1	Substantial Tier 2	Moderate Tier 3	Minimal Tier 4
Adjusted Case Rate for Tier Assignment** (Rate per 100,000 excluding prison cases, 7 day average with 7 day lag)	>7	4-7	1-3.9	<1
Testing Positivity*** (Excluding prison cases, 7 day average with 7 day lag)	>8%	5-8%	2.4-9%	<2%

Last Updated 1/19/2021

As of 1-19-2021

ICU Bed Availability by County





Guidance Documents: Coronavirus Disease 2019 (COVID-19)

<https://www.cdph.ca.gov/Programs/CID/DCDC/Pages/Guidance.aspx>

CDPH News Releases 2020

<https://www.cdph.ca.gov/Programs/OPA/Pages/New-Release-2020.aspx>

- [Blueprint for a Safer Economy](#) 01/19/2021
 - [Proyecto para una economía más segura](#) 12/13/2020
- [Amendment to the Order of the State Public Health Officer - Hospital Surge](#) 01/15/2021
- [Travel Advisory](#) 1/6/2020
- [Safe Schools for All Plan: Summary](#) 12/30/2020
 - [Safe Schools for All Plan: Rationale](#) 12/30/2020
 - [Safe Schools for All Plan: Science](#) 12/30/2020
- [COVID-19 Preventative Care Guidelines](#) 12/21/2020
- [Outdoor and Indoor Youth and Recreational Adult Sports](#) 12/14/2020
- [COVID-19 Quarantine Guidance](#) 12/14/2020
- [AB 685 COVID-19 Workplace Outbreak Reporting Requirements for Local Public Health Departments](#) 12/10/2020
- [Health Alert for Individuals with Chronic Conditions in California Disproportionately Impacted by COVID-19](#) 12/11/2020
- [Allocation and Distribution Strategy for Monoclonal Antibodies](#) 12/9/2020
- [Regional Stay At Home Order](#) 12/03/2020
 - [Supplement to Regional Stay At Home Order](#) 12/06/2020
- [Limited Stay At Home Order](#) 11/19/2020
 - [Supplement to Limited Stay At Home Order](#) 12/22/20
 - [Limited Stay At Home Order](#) FAQ 11/19/2020
- [Guidance for the Prevention of COVID-19 Transmission for Gatherings](#) 11/13/2020
 - [Guía para reuniones privadas](#) 11/13/2020

Prepared by Justin Czerniak

justin.czerniak@norccollege.edu

State Officials Announce Latest COVID-19 Facts

December 31, 2020 - Today the California Department of Public Health (CDPH) announced the most recent statistics on COVID-19, including data on intensive care unit (ICU) capacity across the state.

State Officials Announce Latest COVID-19 Facts

December 30, 2020 - The California Department of Public Health (CDPH) today announced the most recent statistics on COVID-19, including data on intensive care unit (ICU) capacity across the state.

State Officials Announce Latest COVID-19 Facts

December 29, 2020 - The California Department of Public Health (CDPH) today announced the most recent statistics on COVID-19, including data on intensive care unit (ICU) capacity across the state.

State Officials Announce Latest COVID-19 Facts

December 28, 2020 - The California Department of Public Health (CDPH) today announced the most recent statistics on COVID-19, including data on intensive care unit (ICU) capacity across the state.

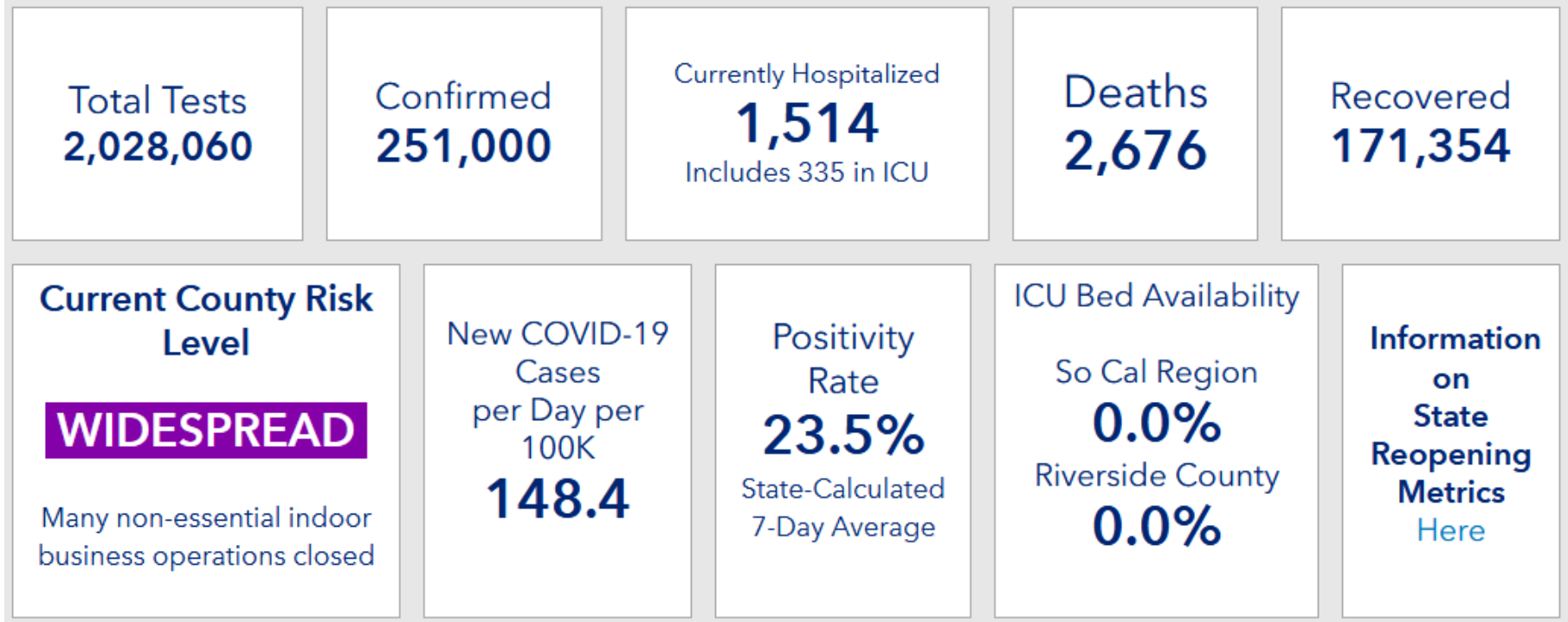
State Officials Announce Latest COVID-19 Facts

December 27, 2020 - The California Department of Public Health (CDPH) today announced the most recent statistics on COVID-19, including data on intensive care unit (ICU) capacity across the state.



Riverside County Data

<https://www.rivcoph.org/coronavirus>



RUHS Public Health News:

- Appointments for COVID-19 vaccine clinics available Thursday for upcoming clinics at Lake Elsinore stadium, Perris and Indio fairgrounds [English](#) / [Spanish](#) - January 20, 2021
- Public Health clinics in Riverside County not impacted by 'pause' in Moderna vaccine [English](#)/ [Spanish](#) - January 18, 2021
- Riverside County health officials scheduled several COVID-19 vaccine 13 clinics throughout region [English](#) / [Spanish](#) - January 13, 2021
- [State Oxygen Depot Established in Riverside County to Assist Area Hospitals with Oxygen Needs](#) - January 07, 2021

Dashboard -Click [here](#) for more detailed city/community data and reports

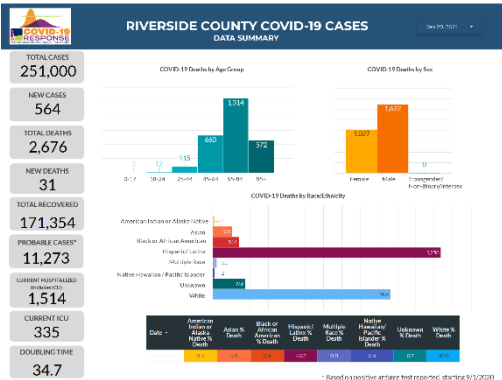
Find a a testing site

Get tested for [#COVID19](#) with or without medical insurance at no cost to you! Make an appointment here <https://gettested.ruhealth.org> [#RivCoNOW](#) [#RUHealth](#)

Need Food Access – Click [here](#)
<https://www.ruhealth.org/>

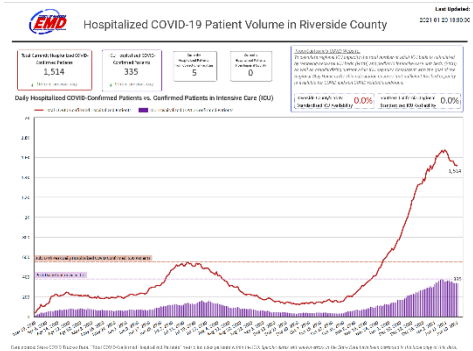
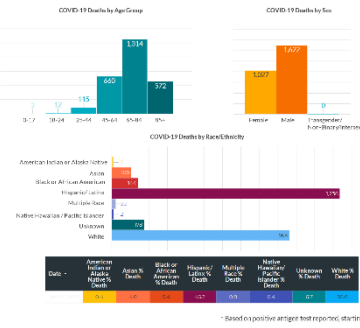
Need Peer Support – Click [here](#)
<https://www.ruhealth.org/>

Need Prescriptions Delivered – Click [here](#)
<https://www.ruhealth.org/>



Daily Epidemiology Summary updated 1-20-2020

https://www.rivcoph.org/Portals/0/Documents/CoronaVirus/Jan2021/Dashboard/4/Public_Daily_COVID-19_Updates_1.20.21.pdf?ver=2021-01-20-161239-010×tamp=1611187965475



Licensed Hospital/ICU Beds Utilization Trends updated 1-20-2020

https://www.rivcoph.org/Portals/0/Documents/CoronaVirus/Jan2021/Dashboard/3/EMD_COVID-19_Metrics_Public_Dashboard_01-20-21.pdf?ver=2021-01-20-161017-310×tamp=1611187827051

COVID-19 Vaccine

<https://www.ruhealth.org/covid-19-vaccine>

RUHS Public Health:

- COVID-19 Vaccine Information [English](#) / [Spanish](#) - Updated January 20, 2020
- Riverside County activates incident management team, plans for regional COVID-19 vaccine supersites [English](#) / [Spanish](#) - January 13, 2021
- [COVID Vaccination Clinics for Providers](#) - January 6, 2021
- [Healthcare worker vaccination clinics](#) - January 5, 2021
- [Updated COVID-19 Schedule](#) - January 5, 2021
- Updated COVID-19 Vaccine Allocations [English](#) / [Spanish](#) - December 30, 2020
- [Updated COVID-19 Vaccination Plan](#) - December 29, 2020
- [CDC: Vaccine Resources](#) - December 18, 2020
- [California Covid-19 Vaccination Program Enrollment](#) - December 18, 2020
- RUHS Public Health: Riverside County health officials anticipate first shipment of COVID-19 vaccine Dec. 18 [English](#) / [Spanish](#)- December 14, 2020
- COVID-19 Vaccine Information [English](#) / [Spanish](#) - December 14, 2020

Riverside County COVID-19 Anticipated Vaccine Timeline

Revised - 1/12/2021
 *Persons eligible in earlier phases and tiers may be vaccinated at any time
 **Subject to change and dependent upon vaccine availability
 *** Phases recommended by ACIP and approved by CDPH
www.RUHealth.org/covid-19-vaccine

PHASE 1-A TIER 1-3

- Acute Care
- Skilled Nursing Facilities
- Assisted Living Facilities (medically vulnerable individuals)
- First Responders (paramedic/EMTs)
- Correctional Hospitals
- Behavior Health (psychiatric)
- Dialysis Centers (staff)
- Pharmacies (vaccinating public)
- Intermediate Care Facilities
- Home Health and IHSS
- Public Health (field)/DPSS
- Community Health Workers
- Primary Care & Community Clinics
- Urgent Care (stand-alone)
- Specialty Clinics
- Laboratory Workers
- Dental/Oral Health Clinics
- Pharmacy Staff (not working in setting at higher tiers)
- Mortuary Service Industries

PHASE 1-B TIER 1

- Individuals 75 years & older
- Frontline essential workers, including education, childcare, emergency services, & food and agriculture

PHASE 1-C TIER 2

- Individuals 65-74 years of age
- Frontline essential workers, including manufacturing, transportation and logistics, Industrial, Commercial, Residential and sheltering facilities and services.
- Congregate settings including incarcerated and people experiencing homelessness

PHASE 2 (Proposed)

- Individuals 50 - 64 years of age and have an underlying health condition or disability which increases their risk of severe COVID-19
- Essential Workers, including water & waste, defense, energy, chemical and hazardous materials, communications and IT, financial services, government operations and community based essential functions.
- General population age 16 years and older

FIRST DOSE TO BE ADMINISTERED IN: January, January - February, March, June
 (2nd Dose to be administered 21-28 days after the first dose.)

COVID-19 Vaccination Distribution Phases



PHASE 1A

Persons at risk of exposure to SARS-CoV-2 through their work in any role in direct health care or long-term care settings.

Vaccinating Now Tier 1

- ✓ Acute care, psychiatric and correctional facility hospital staff
- ✓ Staff at skilled nursing facilities, assisted living facilities, and similar settings for older or medically vulnerable individuals
- ✓ Residents in long-term care settings
- ✓ Paramedics, EMTs, and others providing emergency medical services
- ✓ Staff at dialysis centers

Vaccinating Now Tier 2

- ✓ Intermediate care facilities for persons who need non-continuous nursing supervision, and supportive care
- ✓ Home healthcare and IHSS
- ✓ Community health workers (promotoras)
- ✓ Public health field staff
- ✓ Primary care clinics, including federally qualified health centers, rural health centers, correctional facility clinics, and urgent care clinics

Vaccinating Now Tier 3

- ✓ Specialty clinics (ex. optometry, cardiology, neurology, outpatient surgery, physical therapy, etc.)
- ✓ Laboratory workers
- ✓ Dental and other oral health clinics
- ✓ Pharmacy staff not working in settings at higher tiers
- ✓ Mortuary service industry workers

PHASE 1B

Tier 1 – Vaccinating Now

- ✓ Persons aged 65+ years of age and older
- ✓ Frontline essential workers, including education, law enforcement, food and agriculture, Emergency services

Tier 2 – Vaccinating Soon

- Frontline essential workers, including manufacturing, transportation, facilities and services
- Congregate settings (incarcerated and homeless persons)

PHASE 1C

- Persons 50 - 64 years of age
- Individuals 16 - 64 years of age and have an underlying health condition or disability which increases their risk of severe COVID-19
- Essential Workers, including water & waste, defense, energy, chemical and hazardous materials, communications and IT, financial services, government operations and community based essential functions.

www.RUHealth.org/covid-19-vaccine

Currently, there are limited supplies of the vaccine. This information will be updated when supplies improve. Revised 1/13/2021

Public Health Logo

COVID-19 VACCINATION CLINICS

VACCINE ARE OPEN TO RIVERSIDE COUNTY RESIDENTS AND THOSE WHO WORK IN RIVERSIDE COUNTY WHO ARE IN PHASE 1A – ALL TIERS, PHASE 1B – TIER 1 OR AGED 65 YEARS AND OLDER

- Acute Care
- Skilled Nursing Facilities and Assisted Living Facilities (medically vulnerable individuals)
- First Responders (paramedic/EMTs)
- Correctional Hospitals
- Behavior Health (psychiatric)
- Dialysis Centers (staff)
- Pharmacist & Pharmacy Staff
- Intermediate Care Facilities
- Education and Childcare
- Law Enforcement
- Home Health and IHSS
- Public Health (field)/DPSS
- Community Health Workers
- Primary Care & Community Clinics
- Urgent Cares (stand-alone)
- Specialty Clinics
- Laboratory Workers
- Dental/Oral Health Clinics
- Mortuary Services Industries
- Food and Agriculture
- Emergency Services

****FOR WORKERS IN PHASE 1A AND 1B – TIER 1, AN APPOINTMENT AND WORKER ID BADGE/LETTER FROM PLACE OF EMPLOYMENT REQUIRED OR YOU WILL NOT BE VACCINATED****

****FOR THOSE 65 YEARS AND OLDER, AN APPOINTMENT AND ID IS REQUIRED****

For those age 65 and older who need help navigating the registration portal:

Call 800-510-2020 Select [2] for LOCAL county assistance, then Select [1] and say "Riverside"

Riverside County, CA - COVID 19 Vaccine Dashboard (Data as of January 19, 2021)

Vaccine Doses Allocated

210,575

Vaccine Doses Received

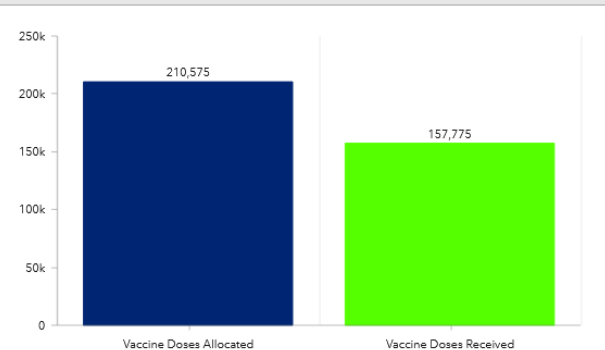
157,775

Received by Providers

129,670

Received by Public Health

28,105



Albertsons Companies, Inc.
Vaccine Doses Received: 17,600

American Medical Response Riverside County
Vaccine Doses Received: 800

Apple Urgent Care, Inc
Vaccine Doses Received: 8,850

Borrego Community Health Foundation
Vaccine Doses Received: 1,100

Central City Community Health Center, Inc.
Vaccine Doses Received: 400


Central Neighborhood Health Foundation
Vaccine Doses Received: 200

Clinicas De Salud Del Pueblo, Inc.
Vaccine Doses Received: 975

DaVita
Vaccine Doses Received: 800

Desert AIDS Project
Vaccine Doses Received: 1,000

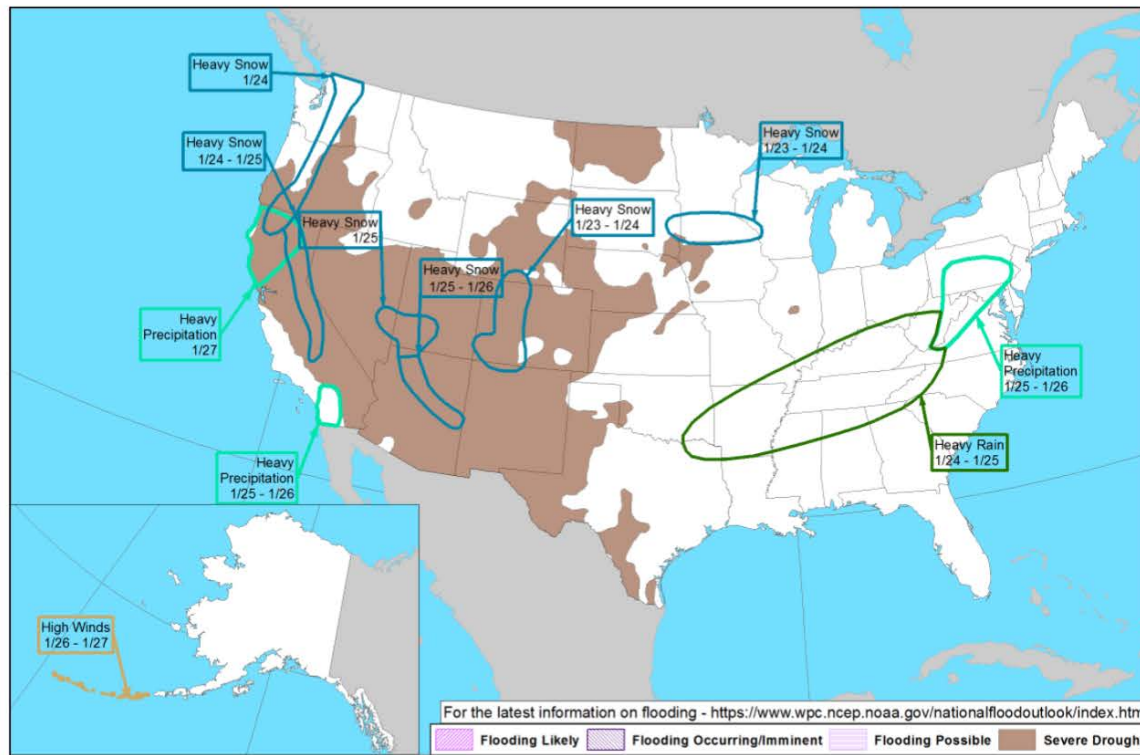
Weather

 National Weather Service San Diego, California		<h2>Weather Threats Outlook</h2> 1:00 PM PST Wednesday, January 20, 2021						
County	Zone	Wed 1/20	Thu 1/21	Fri 1/22	Sat 1/22	Sun 1/23	Mon 1/24	Tue 1/25
San Diego	Beach/Marine	Breezy	None	None	Rain	AM Showers	Rain / Breezy	Rain
	Coast	Breezy	None	None	Rain	AM Showers	Rain / Breezy	Rain
	Valleys	Windy	None	None	Rain	AM Showers	Rain / Breezy	Rain / Cold
	Mountains	Windy / Rain	AM Showers	Breezy	Snow / Rain Breezy	AM Snow	Heavy Snow / Breezy	Heavy Snow / Cold
	Deserts	Rain Showers	AM Showers	Breezy	Light Showers	None	Showers / Breezy	Showers
Orange	Beach	Breezy	None	None	Rain	AM Showers	Rain / Breezy	Rain
	Coast	Breezy	None	None	Rain	AM Showers	Rain / Breezy	Rain
	Inland	Breezy	None	None	Rain	AM Showers	Rain / Breezy	Rain
	Mountains	Windy	None	None	Rain/Snow	AM Rain/Snow	Snow / Breezy	Snow / Cold
Riverside	Inland Empire	Windy	None	None	Rain	AM Showers	Rain / Snow / Breezy	Rain / Snow / Cold
	Mountains	Windy Rain	None	Breezy	Snow / Rain Breezy	AM Snow	Heavy Snow / Breezy	Heavy Snow / Cold
	Desert	Rain Showers	None	None	Light Showers	None	Showers / Breezy	Showers
San Bernardino	Inland Empire	Windy	None	None	Rain	Rain	Rain / Breezy	Rain / Cold
	Mountains	Windy / Rain/Snow	None	Breezy	Snow / Breezy	AM Snow	Heavy Snow / Breezy	Heavy Snow / Cold
	Desert	None	None	Breezy	Light Showers	None	Snow / Breezy	Snow / Cold
		Impact Threat Levels		None	Low	Medium	High	Extreme

Latest hazard threat table: <https://www.wrh.noaa.gov/sqx/event/dsstable.php>

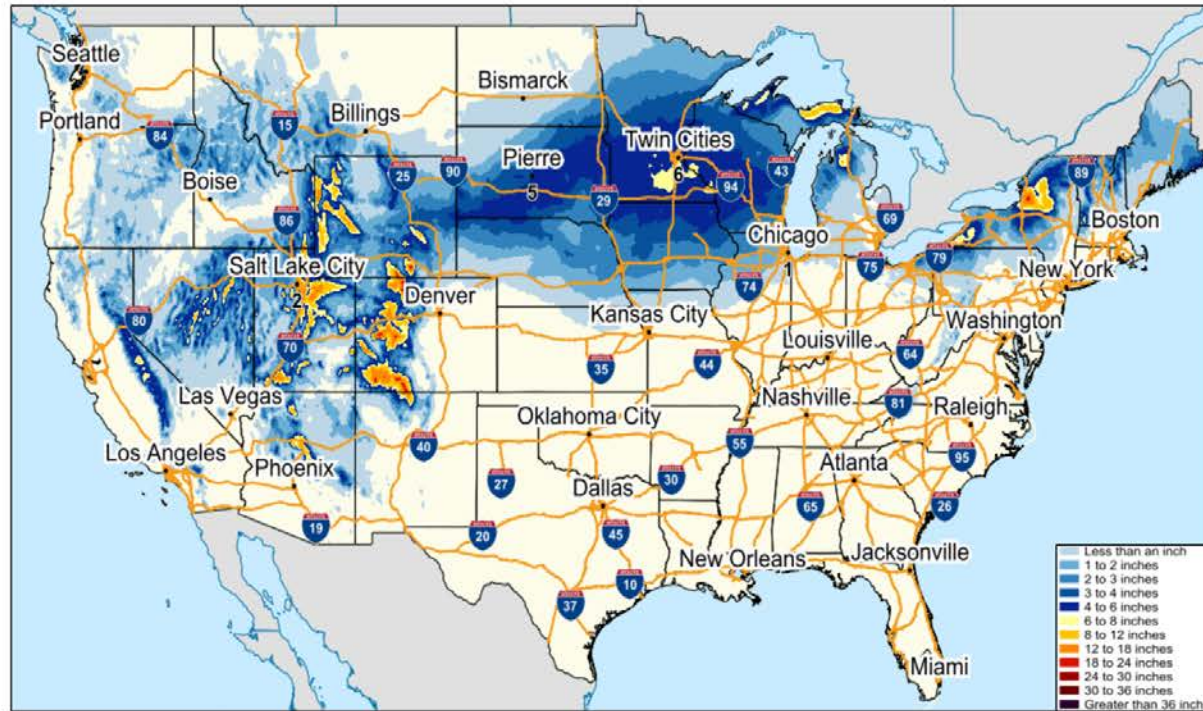
<https://www.weather.gov/forecastpoints#>

Hazards Outlook – Jan 23 - 27



National Watch Center

Forecast Snowfall



National Watch Center

