



**\*\*Extraordinary Assumptions:** There are a lot of different data sources in this report not all of them match but aid to provide an overall picture of the current situation. COVID-19 Data Source Comparison - [https://covid-19.splunkforgood.com/covid\\_19\\_datasource\\_comparison](https://covid-19.splunkforgood.com/covid_19_datasource_comparison)

# Daily Situation Summary

## Friday, January 15, 2021

### As of 10:00 AM

#### COVID-19 by the Numbers

01/15/2021	Riverside	Imperial	Kern	Los Angeles*	Orange	San Bernardino	San Diego	San Luis Obispo	Santa Barbara	Ventura	Mono*	Inyo	So-Cal Region	California	United States	Global
Total Cases	231,684	24,882	77,070	954,652	204,442	243,379	204,173	14,851	23,126	57,941	1,017	790	1,960,937	2,859,624	23,193,703	91,816,091
New Cases	3,492	165	1,021	16,667	3,284	3,188	2,595	226	412	1,488	9	5	31,531	42,655	227,746	709,865
Total Cases Per Capita	9,387	12,983	8,312	9,307	6,332	10,976	6,058	3,254	5,212	6,795	7,285	4,281	8,338	7,126	7,011	1,187
New Cases Per Capita	141.48	86.09	110.11	162.49	101.72	143.77	76.99	49.52	92.85	174.49	64.47	27.10	1,121	106.29	68.84	9.18
Recovered	<u>150,726</u>	<u>22,348</u>	<u>24,353</u>	Not Reported	<u>129,485</u>	<u>216,842</u>	<u>153,590</u>	<u>11,919</u>	<u>19,987</u>	<u>48,577</u>	Not Reported	<u>682</u>	754,156	<u>1,219,573</u>	<u>14,168,373</u>	<u>67,196,627</u>
Total Deaths	2,399	460	551	13,234	2,195	1,560	2,005	125	223	401	4	27	22,633	32,291	387,255	1,986,871
New Deaths	92	6	1	279	16	9	53	6	9	13	0	0	483	637	3,904	15,407
Deaths Per Capita	97.20	240.02	59.42	129.02	67.99	70.35	59.49	27.39	50.25	47.02	28.65	146.32	96.23	80.47	117.06	25.68
Presumptive active cases	78,559	2,074	52,166		72,762	24,977	48,578	2,807	2,916	8,963		81	241,717	1,607,760	8,638,075	22,632,593
% of State's Cases	8.10%	0.87%	2.70%	33.38%	7.15%	8.51%	7.14%	0.52%	0.81%	2.03%	0.04%	0.03%	68.57%	<u>12.33%</u>	<u>25.26%</u>	
Currently in Hospitals	1,692	150	445	7,897	2,155	1,723	1,785	58	196	446	0	0	16,102	21,856		
Total Hospital Beds	3,492	263	1,168	19,626	5,950	3,841	6,553	460	598	1,183	17	29	42,012	67,613		
Currently in ICU	353	61	80	1,710	534	343	427	9	52	88	0	0	3,577	4,745		
ICU Beds Available	13	0	23	297	91	36	141	18	24	23	2	4	649	1,111		
Case Fatality Rate	1.04%	1.85%	0.71%	1.39%	1.07%	0.64%	0.98%	0.84%	0.96%	0.69%	0.39%	3.42%	1.15%	1.13%	1.67%	2.16%
Population*	2,468,145	191,649	927,251	10,257,557	3,228,519	2,217,398	3,370,418	456,373	443,738	852,747	13,961	18,453	23,518,958	40,129,160	330,811,260	7,735,976,000
% of Population	6.15%	0.48%	2.31%	25.56%	8.05%	5.53%	8.40%	1.14%	1.11%	2.13%	0.03%	0.05%	58.61%	<u>0.86%</u>	<u>0.2998%</u>	

Sources: CDPH, WHO, CDC, Local County Data

The date for which case statistics and hospital data were reported. Hospital COVID data are self-reported through a portal managed by the California Hospital Association and pulled at 2pm. COVID case statistics are reported by local health departments to CalREDIE and are pulled at 2pm. Hospital data and case statistics are integrated by the California Department of Technology and made available through the Open Data Portal the following morning. CA Open Data Portal is at least 24 Hours behind although a backlog of new case reports at the State level has ostensibly been cleared, some County dashboards still contain notes that indicate data are missing. \*California Demographics from State Database Blueprint Data Chart 12-15-20 & census.gov . Presumptive active cases - A calculation (Total Cases - Recovered - Dead) (\* LA and Mono County does not report recovery rates)

**News**  
More detail on page 2

**US Data**  
More detail on page 4

**State Data**  
More detail on page 9

**Riverside County Data**  
More detail on page 14

**Weather**  
More detail on page 17

**News** – The collection of news articles is related to COVID-19. The inclusion or order of articles is not intended to reflect their importance, nor is it intended to endorse the political viewpoints or affiliations included in news coverage.

### **How solar tech could help distribute Covid-19 vaccines in Africa**

- While the African Union has secured 270 million vaccine doses for distribution across the continent, in addition to those promised by the global vaccine program COVAX, this could still fall short of demand for the region.
- Even if enough vaccines are secured, there is an enormous logistical challenge: how to transport temperature-sensitive vaccines to places without reliable electricity and refrigeration.
- The answer is in developing a "cold chain" -- a network of vehicles, fridges and cold rooms -- that can be used to transport the vaccine seamlessly from the manufacturer to the immunization point.
- Providing solar power to off-grid clinics enables refrigeration as well as other medical procedures. "Fridges need power to run reliably in order to safely store vaccines, or else they will spoil. So we provide the power,".
- Reaching the last mile. Grid, a small Nigerian startup, is hoping to help fill this gap. It's building solar-powered cold boxes for vaccine transportation that can be kept at minus 20 degrees Celsius (minus 4 degrees Fahrenheit) and can be controlled remotely and monitored in real time.

<https://www.cnn.com/2021/01/14/africa/africa-covid-vaccine-cold-chain-spc-intl/index.html>

### **Israel is launching Covid immunity passports. Here's what they allow you to do**

- Israel has been lauded for deploying what is currently the fastest Covid-19 vaccination campaign in the world.
- Less than a month after receiving its first shipments of the Pfizer-BioNTech jab, the country of 9 million has vaccinated around 20% of its population, and more than 72% of people over the age of 60 have already gotten their first dose of the shot. Israel's health ministry aims to have 5.2 million of its citizens vaccinated by March.
- The vaccinations, officials say, will help the country gradually exit its strict lockdown, and soon with the help of a new document: a Covid-19 vaccination certification, or what's being called the "green booklet."
- Essentially an immunity passport announced by the Ministry of Health earlier this week, the "green booklet" would be given to people who've received two doses of the vaccine.
- The booklet would offer vaccinated individuals significant freedom from Covid-19 safety restrictions. People holding it would no longer have to do the following:
  - Go into isolation after coming in contact with an infected person.
  - Go into isolation after international traveling to a Covid "red zone," or countries with very high infection rates.
  - Have to be tested before entering certain touristy areas, known as "green islands."
- They would still, however, be required to wear a mask in public and maintain social distancing, staying two meters from others and avoiding social gatherings.

<https://www.cnbc.com/2021/01/15/israel-is-launching-covid-immunity-passports-for-vaccinated-citizens.html>

### **Brazil rushes to save premature babies as Covid-19 swamps Manaus hospitals**

- Authorities in the Brazilian Amazon are reportedly racing to save dozens of premature babies after a surge in coronavirus cases caused a catastrophic breakdown in the oxygen supply to hospitals and clinics.
- On Friday CNN Brasil reported that the northern state of Amazonas was seeking to transfer at least 60 babies from neonatal units in its capital, Manaus, to hospitals elsewhere in the country.

- The emergency request to other state governments came as Brazil's air force began evacuating coronavirus patients from the riverside city after a deadly interruption in the oxygen supply on Thursday morning.

<https://www.theguardian.com/world/2021/jan/15/brazil-premature-babies-manaus-coronavirus-covid-19>

### **A new Covid variant has been discovered in Brazil — here's what we know so far**

- News of the variant in Brazil comes after two separate mutant strains of the virus were discovered in the U.K. and South Africa earlier this year.
- The U.K. imposed a ban on travelers from South America (and Portugal and Cape Verde) on Friday in an effort to stop people from bringing the new variant into the country.
- Professor Devi Sridhar, chair of global public health at the University of Edinburgh, said Friday that the world had become “the virus's playground to mutate and evolve, (especially) in countries which have allowed higher prevalence.”

<https://www.cnn.com/2021/01/15/brazil-a-new-covid-variant-has-been-discovered-heres-what-we-know-so-far.html>

### **CDC warns highly transmissible coronavirus variant to become dominant in U.S.**

- In every scenario explored by the CDC, the U.K. strain, which British researchers estimate is roughly 50 percent more transmissible than the more common coronavirus strain, will account for a majority of cases in the United States by some point in March.
- The CDC released modeling data to back up its forecast showing a rapid spike in infections linked to the U.K. strain. The agency said the emergence of these mutation-laden variants requires greater efforts to limit viral spread — immediately, even before the U.K. variant becomes commonplace.
- So far, no variant is known to cause more severe illness, although more infections would inevitably mean a higher death toll overall, as the CDC made clear in an informational graphic released Friday: “MORE SPREAD — MORE CASES — MORE DEATHS,” it said.

[https://www.washingtonpost.com/health/coronavirus-variant-dominant-us/2021/01/15/4420d814-5738-11eb-a817-e5e7f8a406d6\\_story.html](https://www.washingtonpost.com/health/coronavirus-variant-dominant-us/2021/01/15/4420d814-5738-11eb-a817-e5e7f8a406d6_story.html)

### **Dr. Fauci warns Covid variant found in South Africa could pose threat to antibody drugs**

- A mutated and more infectious coronavirus strain first identified in South Africa is “disturbing” and could pose a threat to Covid antibody treatments, White House advisor Dr. Anthony Fauci said.
- Through discussions with health experts in South Africa, Fauci said preliminary data shows there's “more of a threat” the strain would evade some of the protections antibody treatments provide.
- The Centers for Disease Control and Prevention has said there's no evidence so far to show the mutations alter the effectiveness of current vaccines.

<https://www.cnn.com/2021/01/12/dr-fauci-warns-south-africa-covid-strain-could-pose-threat-to-antibody-drugs.html>

### **Biden's \$1.9 trillion Covid relief plan calls for stimulus checks, unemployment support and more**

- President-elect Joe Biden on Thursday unveiled the details of a \$1.9 trillion coronavirus rescue package.
- The proposal, titled the American Rescue Plan, includes familiar stimulus measures with the goal of sustaining families and firms until vaccines are widely distributed.
- The current plan is the first of two major spending initiatives Biden will seek in the first few months of his presidency.

<https://www.cnn.com/2021/01/14/biden-stimulus-package-details-checks-unemployment-minimum-wage.html>

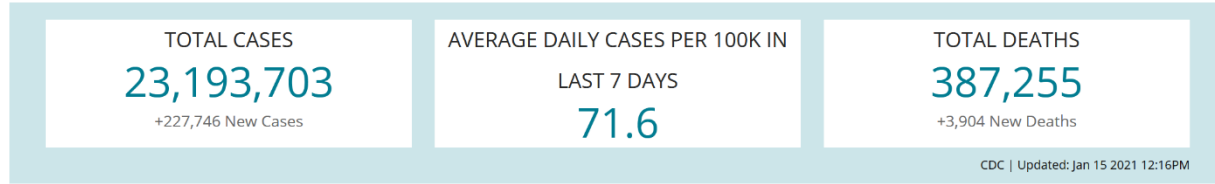


# U.S. Data

[https://covid.cdc.gov/covid-data-tracker/#cases\\_casesper100klast7days](https://covid.cdc.gov/covid-data-tracker/#cases_casesper100klast7days)

## United States COVID-19 Cases and Deaths by State

Reported to the CDC since January 21, 2020

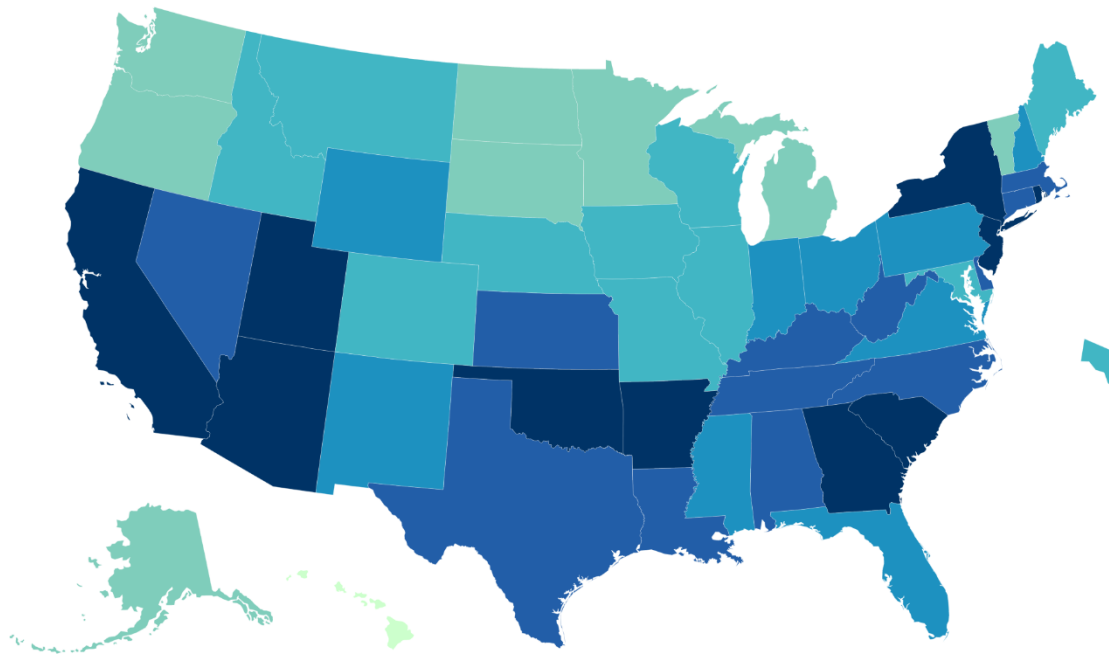


**View:**  Cases  Deaths

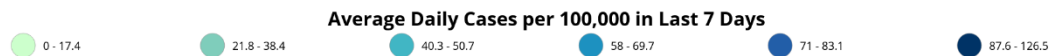

**Time period:**  Last 7 Days  Since Jan 21, 2020

**Metric:**  Count  Rate per 100,000

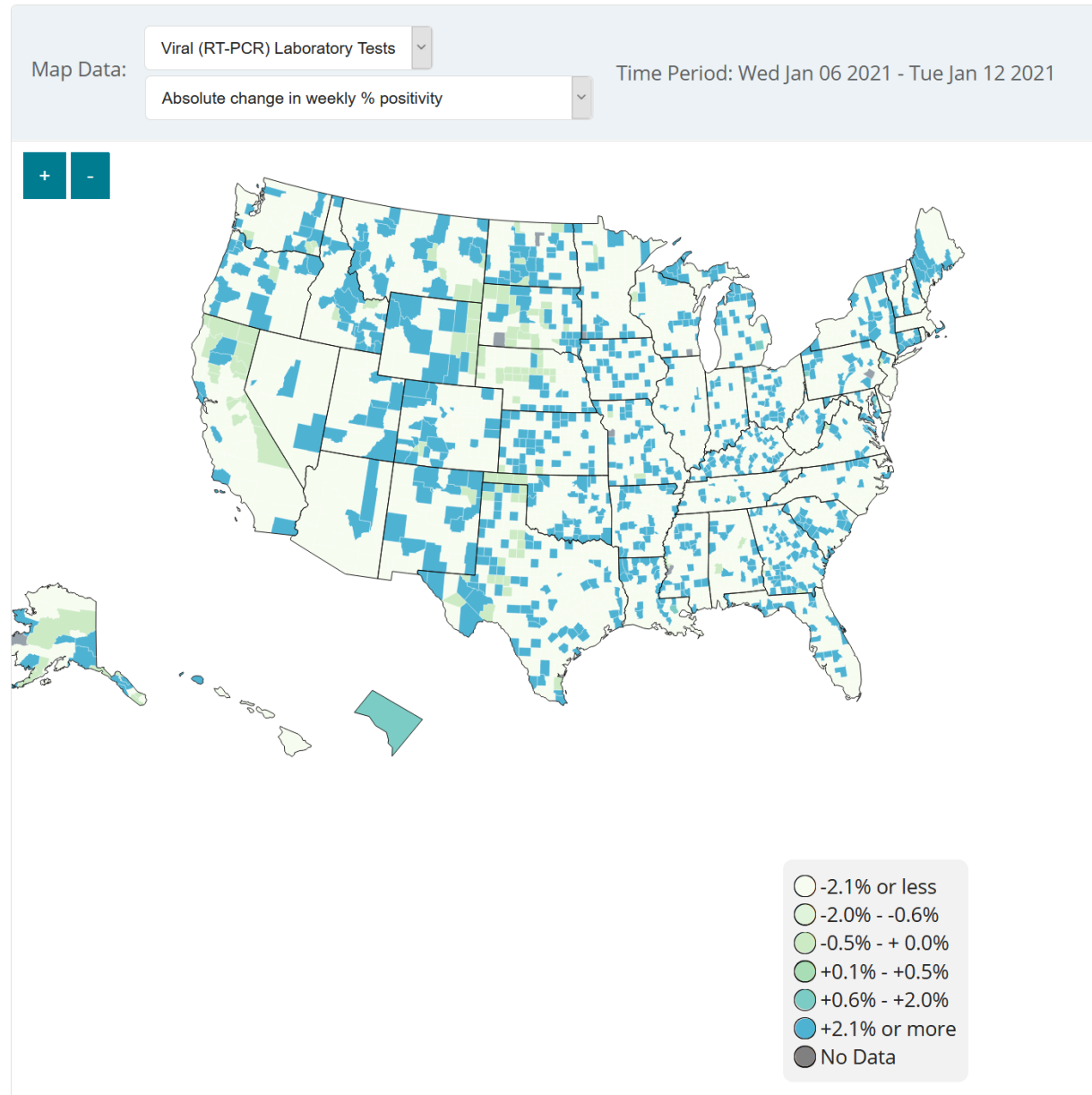
US COVID-19 Average Daily Case Rate in Last 7 Days, by State/Territory (cases per 100K)



### Territories



# COVID-19 Integrated County View



# COVID-19 Vaccinations in the United States

Overall US COVID-19 Vaccine Distribution and Administration



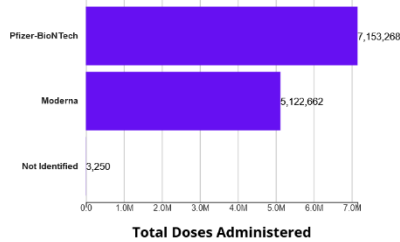
## Federal Pharmacy Partnership for Long-Term Care Program (Subset of Overall Numbers)

Doses Administered in Long-Term Care Facilities

1,384,963

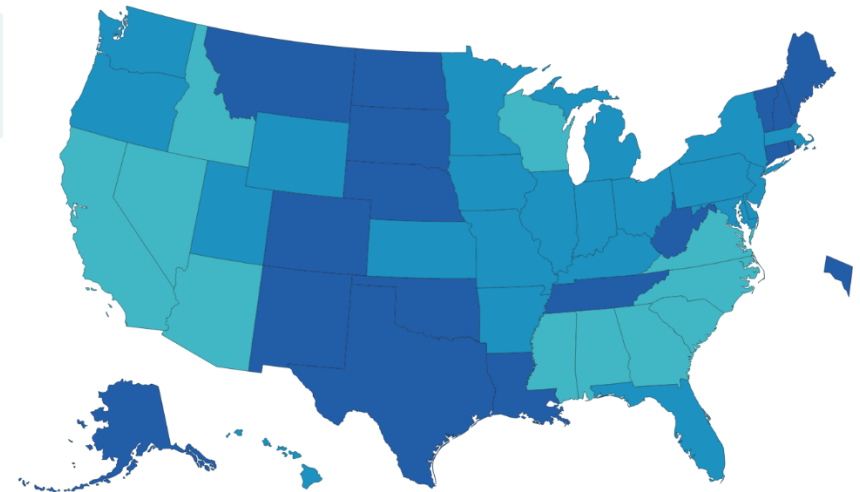
CDC | Updated: Jan 15 2021 As of 6:00am ET

U.S. COVID-19 Vaccine Administration by Vaccine Type



- View:**
- Total Doses Administered
  - People Receiving 1 or More Doses
  - People Receiving 2 Doses
  - Total Doses Distributed
- Metric:**
- Count
  - Rate per 100,000

Total Doses Administered Reported to the CDC by State/Territory and for Selected Federal Entities per 100,000

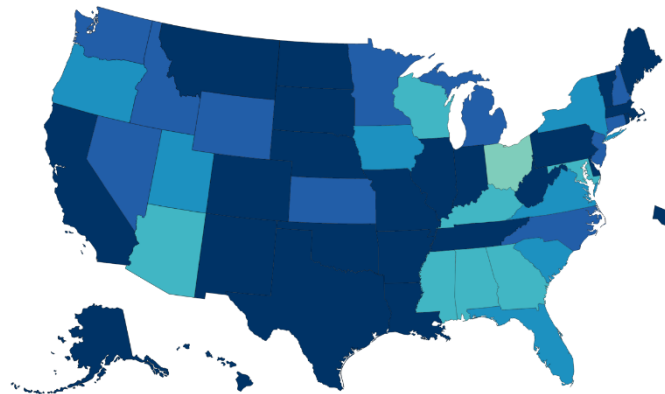


- Territories:** GU, AS, RP, FM, MP, PR, MH, VI
- Federal Entities:** BoP, DoD, IHS, VHA

- Total Doses Administered per 100,000
- No Data
  - 0
  - 1 - 2,000
  - 2,001 - 3,000
  - 3,001 - 4,000
  - 4,001+

- View:**
- Total Doses Administered
  - People Receiving 1 or More Doses
  - People Receiving 2 Doses
  - Total Doses Distributed
- Metric:**
- Count
  - Rate per 100,000

Number of People Receiving 2 Doses Reported to the CDC by State/Territory and for Selected Federal Entities Per 100,000



- Territories:** GU, AS, RP, FM, MP, PR, MH, VI
- Federal Entities:** BoP, DoD, IHS, VHA

- Number of People Receiving 2 Doses per 100,000
- No Data
  - 0
  - 1 - 200
  - 201 - 300
  - 301 - 400
  - 401 - 500
  - 501+



## CDC Whats New

<https://www.cdc.gov/coronavirus/2019-ncov/whats-new-all.html>

- [EARLY RELEASE: Emergence of SARS-CoV-2 B.1.1.7 Lineage - United States, December 29, 2020-January 12, 2021](#) Friday, January 15, 2021
- [Cases in the U.S.](#) Friday, January 15, 2021
- [CDC Strategy for Global Response to COVID-19 \(2020-2023\)](#) Friday, January 15, 2021
- [Emerging SARS-CoV-2 Variants](#) Friday, January 15, 2021
- [New Variant of Virus that Causes COVID-19 Detected](#) Friday, January 15, 2021
- [Winter Holidays](#) Friday, January 15, 2021
- [Toolkit for Childcare Programs](#) Friday, January 15, 2021
- [Different COVID-19 Vaccines](#) Friday, January 15, 2021
- [Healthcare Facilities That Have Implemented COVID-19 Electronic Case Reporting](#) Friday, January 15, 2021
- [Frequently Asked Questions about COVID-19 Vaccination](#) Friday, January 15, 2021
- [Vaccines](#) Friday, January 15, 2021
- [Global COVID-19](#) Friday, January 15, 2021
- [COVIDView Weekly Summary](#) Friday, January 15, 2021
- [COVID-19 and Animals](#) Friday, January 15, 2021
- [Mitigation Policies and COVID-19-Associated Mortality - 37 European Countries, January 23-June 30, 2020](#) Thursday, January 14, 2021
- [Candida auris Outbreak in a COVID-19 Specialty Care Unit - Florida, July-August 2020](#) Thursday, January 14, 2021
- [Rates of COVID-19 Among Residents and Staff Members in Nursing Homes - United States, May 25-November 22, 2020](#) Thursday, January 14, 2021
- [Allergic Reactions Including Anaphylaxis After Receipt of the First Dose of Pfizer-BioNTech COVID-19 Vaccine - United States, December 14-23, 2020](#) Thursday, January 14, 2021
- [K-12 Schools COVID-19 Mitigation Toolkit](#) Thursday, January 14, 2021
- [Toolkit for People 15 to 17](#) Thursday, January 14, 2021
- [Toolkit for People 18 to 24](#) Thursday, January 14, 2021
- [Toolkit for Summer Camps](#) Thursday, January 14, 2021
- [Holiday Celebrations](#) Thursday, January 14, 2021
- [Toolkit for People Experiencing Homelessness](#) Thursday, January 14, 2021
- [Operational Considerations for Schools](#) Thursday, January 14, 2021
- [Toolkit for Retirement Communities](#) Thursday, January 14, 2021
- [Toolkit for Tribal Communities](#) Thursday, January 14, 2021
- [Toolkit for Older Adults and People at Higher Risk](#) Thursday, January 14, 2021
- [Toolkit for Colleges and Universities](#) Thursday, January 14, 2021
- [Toolkit for Worker Safety & Support](#) Thursday, January 14, 2021
- [Toolkit for Parks & Recreational Facilities](#) Thursday, January 14, 2021
- [Toolkit for Youth Sports](#) Thursday, January 14, 2021

## **CDC Guidance**

<https://www.cdc.gov/coronavirus/2019-ncov/communication/guidance-list.html?Sort=Date%3A%3Adesc>

### [Public Health Guidance for Potential COVID-19 Exposure Associated with Travel](#)

CDC's recommendations for travel-associated exposures. Date: 1/14/21

Audience: [Federal, State & Local Government](#)

### [Guidance on Integration of COVID-19 in Existing Acute Febrile Illness \(AFI\) Surveillance Systems](#)

Learn to integrate COVID-19 into an existing Acute Febrile Illness surveillance system. Date: 1/12/21

Audience: [Federal, State & Local Government](#)

### [Maintaining Essential Services for Malaria in Low-Resource Countries](#)

If essential malaria interventions are significantly disrupted due to COVID-19 challenges, numbers of malaria cases will significantly increase, and death rates could double Date: 1/11/21

Audience: [Federal, State & Local Government](#)

### [Operational Considerations for Immunization Services During COVID-19 in Non-US Settings Focusing on Low-Middle Income Countries](#)

Learn COVID-19 operational considerations to implement immunization services in non-US countries with low or middle incomes. Date: 1/11/21

Audience: [Federal, State & Local Government](#)

### [Markets: Operational considerations for COVID-19 mitigation measures in global low-resource setting](#)

Markets are a critical place of commerce and a source of many essential goods, but they can pose potential risks for COVID-19 transmission. This document provides suggestions for mitigating COVID-19 transmission in markets in low-resource settings and describes considerations associated with each mitigation measure. Date: 1/11/21

Audience: [Employers, Business Owners & Community Leaders](#)

### [Guidance for Large or Extended Families Living in the Same Household](#)

Guidance for Large or Extended Families Living in the Same Household Date: 1/11/21

Audience: [General Public, Parents & Caregivers](#)

### [Maintaining Essential Services for Malaria in Low-Resource Countries](#)

If essential malaria interventions are significantly disrupted due to COVID-19 challenges, numbers of malaria cases will significantly increase, and death rates could double Date: 1/10/21

Audience: [Federal, State & Local Government](#)



# California Takes Action to Combat COVID-19

<https://www.gov.ca.gov/california-takes-action-to-combat-covid-19/>



## State Data

<https://covid19.ca.gov/>  
<https://update.covid19.ca.gov/#top>  
<https://www.cdph.ca.gov/Programs/CID/DCDC/Pages/Immunization/ncov2019.aspx#>

## “Safer Economy Blueprint”

<https://covid19.ca.gov/safer-economy>

## Blueprint for a Safer Economy – COVID-19 and Equity

<https://www.cdph.ca.gov/Programs/CID/DCDC/Pages/COVID-19/CaliforniaHealthEquityMetric.aspx>  
<https://covid19.healthyplacesindex.org/>  
<https://map.healthyplacesindex.org/>

## Statewide industry guidance to reduce risk

<https://covid19.ca.gov/industry-guidance/#top>  
<https://www.cdph.ca.gov/Programs/CID/DCDC/Pages/Guidance.aspx>

## Data models

<https://covid19.ca.gov/data-and-tools/>

## Vaccines

<https://covid19.ca.gov/vaccines/>



Office of Governor  
**GAVIN NEWSOM**

Press Releases, Executive Orders, Media Advisories, Proclamations, and “On the Record” Column

<https://www.gov.ca.gov/newsroom/>

### California COVID-19 By the Numbers

**January 14, 2021** Numbers as of January 13, 2021

<b>COVID-19 Cases</b> <span style="font-size: 2em; font-weight: bold;">2,816,969</span> (+35,930)	<b>Fatalities</b> <span style="font-size: 2em; font-weight: bold;">31,654</span> (+552)
--	--

**Ages of Confirmed Cases**

<b>350,118</b>	<b>1,637,122</b>	<b>534,354</b>	<b>293,498</b>	<b>1,877</b>
0-17	18-49	50-64	65+	Unknown/Missing

**Gender of Confirmed Cases**

<b>1,430,937</b>	<b>1,342,772</b>	<b>43,260</b>
Female	Male	Unknown/Missing

**Hospitalizations**

<b>Confirmed COVID-19</b> <span style="font-size: 1.2em;">21,282</span> Hospitalized	<b>Suspected COVID-19</b> <span style="font-size: 1.2em;">928</span> Hospitalized
4,770 in ICU	108 in ICU

Your actions save lives.  
[covid19.ca.gov](https://covid19.ca.gov)

## Tracking COVID-19 in CA

Updated January 15, 2021 at 11:00 AM with data from January 14, 2021

<p style="font-size: x-small; color: #ff9900;">CASES</p> <p style="font-size: 1.2em; font-weight: bold;">2,859,624 total</p> <p style="font-size: 1.2em; font-weight: bold;">42,655 today</p> <p style="font-size: x-small; color: #ff9900;">↗ 1.5% increase from prior day total</p>	<p style="font-size: x-small; color: #ff9900;">DEATHS</p> <p style="font-size: 1.2em; font-weight: bold;">32,291 total</p> <p style="font-size: 1.2em; font-weight: bold;">637 today</p> <p style="font-size: x-small; color: #ff9900;">↗ 2% increase from prior day total</p>	<p style="font-size: x-small; color: #ff9900;">TESTS</p> <p style="font-size: 1.2em; font-weight: bold;">37,449,536 total</p> <p style="font-size: 1.2em; font-weight: bold;">319,170 today</p> <p style="font-size: x-small; color: #ff9900;">↗ 0.9% increase from prior day total</p>
---	--	---

## Regions

The state released a map of the five regions being measured. When a region first falls below 15% ICU bed availability, the Regional Stay Home Order goes into effect there the next evening at 11:59 PM.

- **Northern California:** Del Norte, Glenn, Humboldt, Lake, Lassen, Mendocino, Modoc, Shasta, Siskiyou, Tehama, Trinity
- **Bay Area:** Alameda, Contra Costa, Marin, Monterey, Napa, San Francisco, San Mateo, Santa Clara, Santa Cruz, Solano, Sonoma

- **Greater Sacramento:** Alpine, Amador, Butte, Colusa, El Dorado, Nevada, Placer, Plumas, Sacramento, Sierra, Sutter, Yolo, Yuba
- **San Joaquin Valley:** Calaveras, Fresno, Kern, Kings, Madera, Mariposa, Merced, San Benito, San Joaquin, Stanislaus, Tulare, Tuolumne
- **Southern California:** Imperial, Inyo, Los Angeles, Mono, Orange, Riverside, San Bernardino, San Diego, San Luis Obispo, Santa Barbara, Ventura




### STATEWIDE METRICS

**91.7** New COVID-19 positive cases per day per 100K

**17.6%** Positivity rate (7-day average)

**0.0%** ICU availability

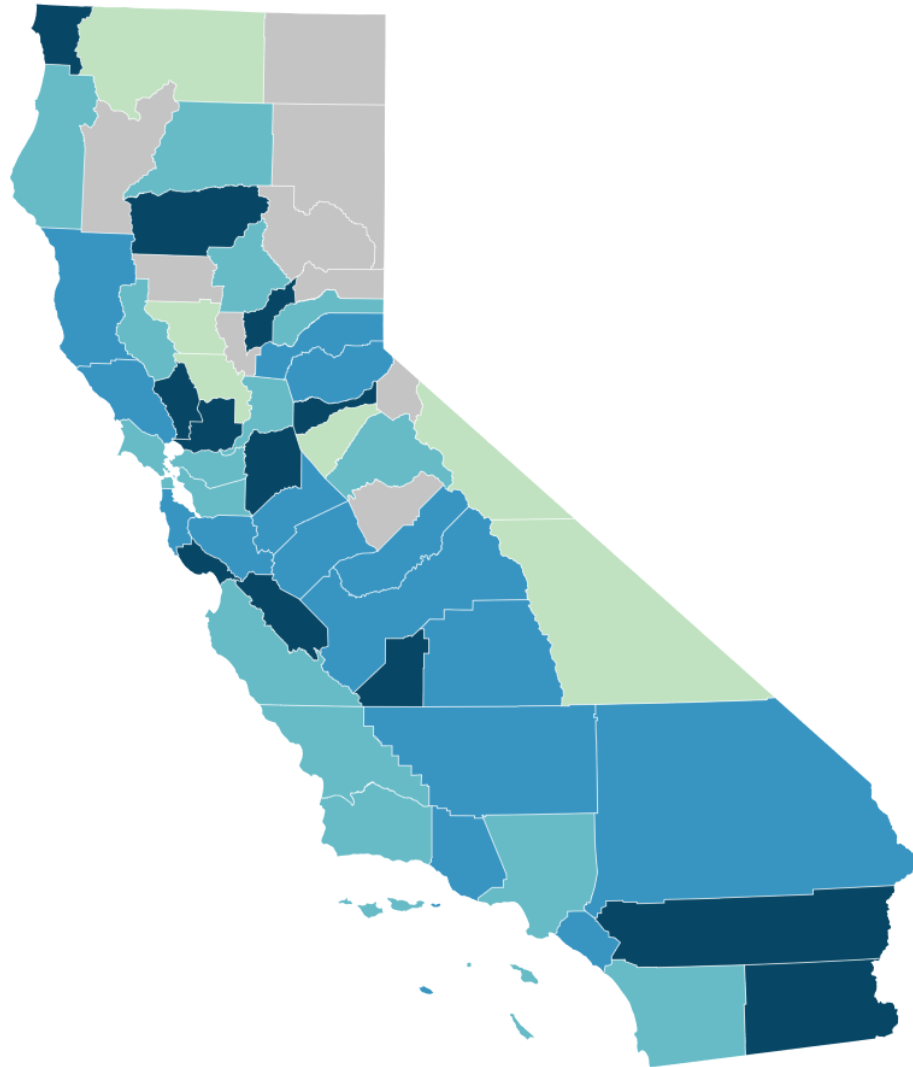
 Click on the map for updated metrics

### REGIONAL STAY HOME ORDERS

	Regions	Counties	Population	
 Yes	3	34	36,473,198	 90.9%
 No	2	24	3,655,962	 9.1%

As of 1-13-2021

## ICU Bed Availability by County



### Available ICU Beds per 100,000 People

- No ICU beds in county
- Less than 1
- 1 - 3
- 3 - 7
- 7 - 10
- Over 10

**Riverside County** had 11 ICU beds available on 01/13/2021. That leaves **0.4** ICU beds available per 100,000 people.

Riverside County is included in the **Southern California** region.

The entire region's current ICU capacity is **0%**.

*The region is under the state's stay-at-home order*



Last Updated 1/12/2021

	Higher Risk $\longrightarrow$ Lower Risk of Community Disease Transmission			
	Widespread Tier 1	Substantial Tier 2	Moderate Tier 3	Minimal Tier 4
Measure*				
Adjusted Case Rate for Tier Assignment** (Rate per 100,000 excluding prison cases, 7 day average with 7 day lag)	>7	4-7	1-3.9	<1
Testing Positivity*** (Excluding prison cases, 7 day average with 7 day lag)	>8%	5-8%	2.4.9%	<2%



## Guidance Documents: Coronavirus Disease 2019 (COVID-19)

<https://www.cdph.ca.gov/Programs/CID/DCDC/Pages/Guidance.aspx>

- [Blueprint for a Safer Economy](#) 01/12/2021
  - [Proyecto para una economía más segura](#) 12/13/2020
- [Travel Advisory](#) 1/6/2020
- [Order of the State Public Health Officer – Hospital Surge](#) 1/5/2021
  - [Amendment to Order of the State Public Health Officer – Hospital Surge](#) 1/6/2021
- [Safe Schools for All Plan: Summary](#) 12/30/2020
  - [Safe Schools for All Plan: Rationale](#) 12/30/2020
  - [Safe Schools for All Plan: Science](#) 12/30/2020
- [COVID-19 Preventative Care Guidelines](#) 12/21/2020
- [Outdoor and Indoor Youth and Recreational Adult Sports](#) 12/14/2020
- [COVID-19 Quarantine Guidance](#) 12/14/2020
- [AB 685 COVID-19 Workplace Outbreak Reporting Requirements for Local Public Health Departments](#) 12/10/2020
- [Health Alert for Individuals with Chronic Conditions in California Disproportionately Impacted by COVID-19](#) 12/11/2020
- [Allocation and Distribution Strategy for Monoclonal Antibodies](#) 12/9/2020
- [Regional Stay At Home Order](#) 12/03/2020
  - [Supplement to Regional Stay At Home Order](#) 12/06/2020
- [Limited Stay At Home Order](#) 11/19/2020
  - [Supplement to Limited Stay At Home Order](#) 12/22/20
  - [Limited Stay At Home Order](#) FAQ 11/19/2020
- [Guidance for the Prevention of COVID-19 Transmission for Gatherings](#) 11/13/2020
  - [Guía para reuniones privadas](#) 11/13/2020

## CDPH News Releases 2020

<https://www.cdph.ca.gov/Programs/OPA/Pages/New-Release-2020.aspx>

### State Officials Announce Latest COVID-19 Facts

**December 31, 2020 - Today the California Department of Public Health (CDPH) announced the most recent statistics on COVID-19, including data on intensive care unit (ICU) capacity across the state.**

### State Officials Announce Latest COVID-19 Facts

**December 30, 2020 - The California Department of Public Health (CDPH) today announced the most recent statistics on COVID-19, including data on intensive care unit (ICU) capacity across the state.**

### State Officials Announce Latest COVID-19 Facts

**December 29, 2020 - The California Department of Public Health (CDPH) today announced the most recent statistics on COVID-19, including data on intensive care unit (ICU) capacity across the state.**

### State Officials Announce Latest COVID-19 Facts

**December 28, 2020 - The California Department of Public Health (CDPH) today announced the most recent statistics on COVID-19, including data on intensive care unit (ICU) capacity across the state.**

### State Officials Announce Latest COVID-19 Facts

**December 27, 2020 - The California Department of Public Health (CDPH) today announced the most recent statistics on COVID-19, including data on intensive care unit (ICU) capacity across the state.**

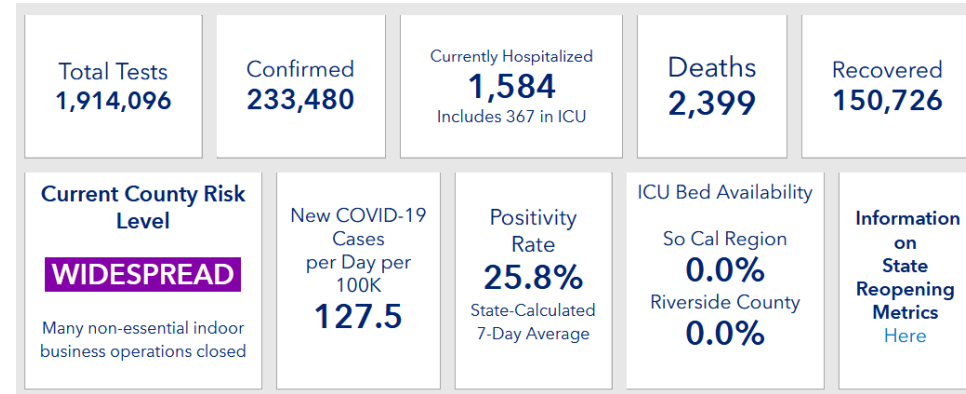


## Riverside County Data

<https://www.rivcoph.org/coronavirus>

### RUHS Public Health News:

- Riverside County health officials scheduled several COVID-19 vaccine 13 clinics throughout region [English](#) / [Spanish](#) - January 13, 2021
- [State Oxygen Depot Established in Riverside County to Assist Area Hospitals with Oxygen Needs](#) - January 07, 2021
- [Remembering the COVID-19 victims](#) - December 31, 2020
- Data glitch prevents reporting of coronavirus cases for cities and zip codes on RUHS-Public Health website [English](#) / [Spanish](#)- December 15, 2020



Dashboard -Click [here](#) for more detailed city/community data and reports

### Find a a testing site

Get tested for [#COVID19](#) with or without medical insurance at no cost to you! Make an appointment here <https://getttested.ruhealth.org>  
[#RivCoNOW](#) [#RUHealth](#)

Need Food Access – Click [here](#)

<https://www.ruhealth.org/>

Need Peer Support – Click [here](#)

<https://www.ruhealth.org/>

Need Prescriptions Delivered – Click [here](#)

<https://www.ruhealth.org/>

### Daily Epidemiology Summary updated 1-14-2020

[https://www.rivcoph.org/Portals/0/Documents/CoronaVirus/Jan2021/Dashboard/2/Public%20Daily\\_COVID-19\\_Updates%2001-14-21.pdf?ver=2021-01-14-141231-440&timestamp=1610662364612](https://www.rivcoph.org/Portals/0/Documents/CoronaVirus/Jan2021/Dashboard/2/Public%20Daily_COVID-19_Updates%2001-14-21.pdf?ver=2021-01-14-141231-440&timestamp=1610662364612)

### Licensed Hospital/ICU Beds Utilization Trends updated 1-13-2020

[https://www.rivcoph.org/Portals/0/Documents/CoronaVirus/Jan2021/Dashboard/2/EMD\\_COVID-19\\_Metrics\\_Public\\_Dashboard\\_01-13-2021.pdf?ver=2021-01-13-155349-037&timestamp=1610582036482](https://www.rivcoph.org/Portals/0/Documents/CoronaVirus/Jan2021/Dashboard/2/EMD_COVID-19_Metrics_Public_Dashboard_01-13-2021.pdf?ver=2021-01-13-155349-037&timestamp=1610582036482)



# COVID-19 Vaccine

<https://www.ruhealth.org/covid-19-vaccine> - Site was down at the time of the report.

## RUHS Public Health:

- Riverside County activates incident management team, plans for regional COVID-19 vaccine supersites [English](#) / [Spanish](#) - January 13, 2021
- [COVID Vaccination Clinics for Providers](#) - January 6, 2021
- [Healthcare worker vaccination clinics](#) - January 5, 2021
- [Updated COVID-19 Schedule](#) - January 5, 2021
- [Updated COVID-19 Vaccine Allocations](#) [English](#) / [Spanish](#) - December 30, 2020
- [Updated COVID-19 Vaccination Plan](#) - December 29, 2020
- [CDC: Vaccine Resources](#) - December 18, 2020
- [California Covid-19 Vaccination Program Enrollment](#) - December 18, 2020
- RUHS Public Health: Riverside County health officials anticipate first shipment of COVID-19 vaccine Dec. 18 [English](#) / [Spanish](#)- December 14, 2020
- COVID-19 Vaccine Information [English](#) / [Spanish](#) - December 14, 2020

## Riverside County COVID-19 Anticipated Vaccine Timeline



# COVID-19 Vaccination Distribution Phases

Vaccinate Riverside County

Persons at risk of exposure to SARS-CoV-2 through their work in any role in direct health care or long-term care settings.

**PHASE 1A**  
Vaccinating Now

**Tier 1**

- ✓ Acute care, psychiatric and correctional facility hospital staff
- ✓ Staff at skilled nursing facilities, assisted living facilities, and similar settings for older or medically vulnerable individuals
- ✓ Residents in long-term care settings
- ✓ Paramedics, EMTs, and others providing emergency medical services
- ✓ Staff at dialysis centers

**Tier 2**

- ✓ Intermediate care facilities for persons who need non-continuous nursing supervision, and supportive care
- ✓ Home healthcare and IHSS
- ✓ Community health workers (promotoras)
- ✓ Public health field staff
- ✓ Primary care clinics, including federally qualified health centers, rural health centers, correctional facility clinics, and urgent care clinics

**Tier 3**

- ✓ Specialty clinics (ex. optometry, cardiology, neurology, outpatient surgery, physical therapy, etc.)
- ✓ Laboratory workers
- ✓ Dental and other oral health clinics
- ✓ Pharmacy staff not working in settings at higher tiers
- ✓ Mortuary service industry workers

**PHASE 1B**  
Tier 1 - Vaccinating Now

- ✓ Persons aged 65+ years of age and older
- ✓ Frontline essential workers, including education, law enforcement, food and agriculture, Emergency services

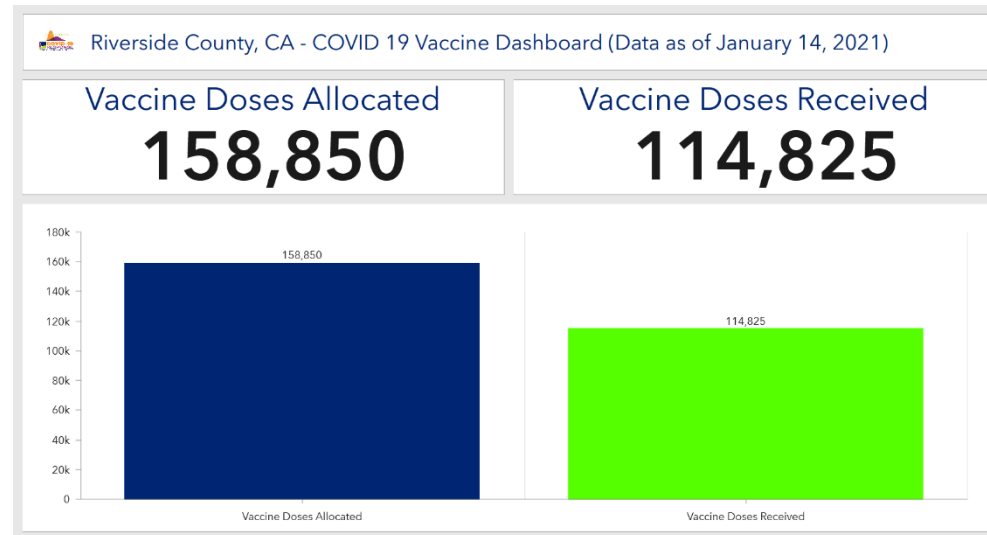
Tier 2 - Vaccinating Soon

- Frontline essential workers, including manufacturing, transportation, facilities and services
- Congregate settings (incarcerated and homeless persons)

**PHASE 1C**

- Persons 50 - 64 years of age
- Individuals 16 - 64 years of age and have an underlying health condition or disability which increases their risk of severe COVID-19
- Essential Workers, including water & waste, defense, energy, chemical and hazardous materials, communications and IT, financial services, government operations and community based essential functions.

[www.RUHealth.org/covid-19-vaccine](http://www.RUHealth.org/covid-19-vaccine) | Currently, there are limited supplies of the vaccine. This information will be updated when supplies improve. | Revised 1/13/2021



# COVID-19 VACCINATION CLINICS

VACCINE ARE OPEN TO RIVERSIDE COUNTY RESIDENTS AND THOSE WHO WORK IN RIVERSIDE COUNTY WHO ARE IN PHASE 1A – ALL TIERS, PHASE 1B - TIER 1 OR AGED 65 YEARS AND OLDER

- Acute Care
- Skilled Nursing Facilities and Assisted Living Facilities (medically vulnerable individuals)
- First Responders (paramedic/EMTs)
- Correctional Hospitals
- Behavior Health (psychiatric)
- Dialysis Centers (staff)
- Pharmacist & Pharmacy Staff
- Intermediate Care Facilities
- Education and Childcare
- Law Enforcement
- Home Health and IHSS
- Public Health (field)/DPSS
- Community Health Workers
- Primary Care & Community Clinics
- Urgent Cares (stand-alone)
- Specialty Clinics
- Laboratory Workers
- Dental/Oral Health Clinics
- Mortuary Services Industries
- Food and Agriculture
- Emergency Services

**\*\*FOR WORKERS IN PHASE 1A AND 1B – TIER 1, AN APPOINTMENT AND WORKER ID BADGE/LETTER FROM PLACE OF EMPLOYMENT REQUIRED OR YOU WILL NOT BE VACCINATED\*\***

**\*\*FOR THOSE 65 YEARS AND OLDER, AN APPOINTMENT AND ID IS REQUIRED\*\***

For those age 65 and older who need help navigating the registration portal:

Call 800-510-2020 Select [2] for LOCAL county assistance, then Select [1] and say "Riverside"

# Weather

## Threat Matrix

San Diego County, San Diego County Coastal Waters, Orange County, Western Riverside County, Southwest San Bernardino County

UPDATED:01/15/2021 7:40 AM

Weather Threat	Fri 01/15	Sat 01/16	Sun 01/17	Mon 01/18	Tue 01/19	Wed 01/20	Thu 01/21	Fri 01/22
Urban Rain (Driving Impact)								
Flooding								
Thunderstorms								
Snow								
Non-Thunderstorm Winds								
Fire Weather								
Extreme Temperatures								
Fog								
Coastal								
Marine								
Impact Scale	None	Minor	Moderate	Major	Extreme			

Latest hazard threat table: <https://www.wrh.noaa.gov/sgx/event/dsstable.php>

<https://www.weather.gov/forecastpoints#>