



****Extraordinary Assumptions:** There are a lot of different data sources in this report not all of them match but aid to provide an overall picture of the current situation. COVID-19 Data Source Comparison - https://covid-19.splunkforgood.com/covid_19_datasource_comparison

Daily Situation Summary

Wednesday, January 13, 2021

As of 10:00 AM

COVID-19 by the Numbers

1/13/2021	Riverside	Imperial	Kern	Los Angeles*	Orange	San Bernardino	San Diego	San Luis Obispo	Santa Barbara	Ventura	Mono*	Inyo	So-Cal Region	California	United States	Global
Total Cases	225,580	24,566	75,320	926,295	198,260	237,008	198,317	14,367	22,182	55,342	1,006	773	1,903,696	2,781,039	22,740,142	90,335,008
New Cases	2,673	148	831	11,861	1,920	1,465	3,524	154	442	1,140	41	10	23,378	33,751	217,393	593,409
Total Cases Per Capita	9,140	12,818	8,123	9,030	6,141	10,689	5,884	3,148	4,999	6,490	7,206	4,189	8,094	6,930	6,874	1,168
New Cases Per Capita	108.30	77.22	89.62	115.63	59.47	66.07	104.56	33.74	99.61	133.69	293.68	54.19	1,146	84.11	65.72	7.67
Recovered	149,296	22,059	22,331	Not Reported	121,434	212,158	148,166	10,911	19,135	44,152	Not Reported	625	727,936	1,184,183	13,880,528	66,122,856
Total Deaths	2,294	449	544	12,674	2,148	1,551	1,898	115	207	351	4	27	21,718	31,102	379,255	1,954,336
New Deaths	44	3	2	287	28	5	41	4	8	0	0	0	420	589	4,131	12,295
Deaths Per Capita	92.94	234.28	58.67	123.56	66.53	69.95	56.31	25.20	46.65	41.16	28.65	146.32	92.34	77.50	114.64	25.26
Presumptive active cases	73,990	2,058	52,445		74,678	23,299	48,253	3,341	2,840	10,839		121	239,419	1,565,754	8,480,359	22,257,816
% of State's Cases	8.11%	0.88%	2.71%	33.31%	7.13%	8.52%	7.13%	0.52%	0.80%	1.99%	0.04%	0.03%	68.45%	12.23%	25.17%	
Currently in Hospitals	1,761	144	451	8,201	2,222	1,794	1,790	57	209	462	1	1	16,642	22,550		
Total Hospital Beds	3,569	262	1,164	19,619	5,964	3,813	6,552	460	598	1,195	17	29	42,078	67,701		
Currently in ICU	363	61	108	1,734	544	347	434	7	54	83	0	0	3,627	4,829		
ICU Beds Available	15	24	18	376	85	41	135	18	16	22	2	4	738	1,192		
Case Fatality Rate	1.02%	1.83%	0.72%	1.37%	1.08%	0.65%	0.96%	0.80%	0.93%	0.63%	0.40%	3.49%	1.14%	1.12%	1.67%	2.16%
Population*	2,468,145	191,649	927,251	10,257,557	3,228,519	2,217,398	3,370,418	456,373	443,738	852,747	13,961	18,453	23,518,958	40,129,160	330,811,260	7,735,976,000
% of Population	6.15%	0.48%	2.31%	25.56%	8.05%	5.53%	8.40%	1.14%	1.11%	2.13%	0.03%	0.05%	58.61%	0.84%	0.2940%	

Sources: CDPH, WHO, CDC, Local County Data

The date for which case statistics and hospital data were reported. Hospital COVID data are self-reported through a portal managed by the California Hospital Association and pulled at 2pm. COVID case statistics are reported by local health departments to CalREDIE and are pulled at 2pm. Hospital data and case statistics are integrated by the California Department of Technology and made available through the Open Data Portal the following morning. CA Open Data Portal is at least 24 Hours behind although a backlog of new case reports at the State level has ostensibly been cleared, some County dashboards still contain notes that indicate data are missing. *California Demographics from State Database Blueprint Data Chart 12-15-20 & census.gov . Presumptive active cases - A calculation (Total Cases - Recovered - Dead) (* LA and Mono County does not report recovery rates)

News

More detail on page 2

US Data

More detail on page 4

State Data

More detail on page 12

Riverside County Data

More detail on page 16

Weather

More detail on page 19

News – The collection of news articles is related to COVID-19. The inclusion or order of articles is not intended to reflect their importance, nor is it intended to endorse the political viewpoints or affiliations included in news coverage.

Ohio researchers say they've identified two new Covid strains likely originating in the U.S.

- Ohio researchers said Wednesday that they've discovered two new variants of the coronavirus, one of which has become the dominant strain in Columbus, Ohio.
- The new strain prevalent in the city appears to spread more easily, the researchers said.
- "This new Columbus strain has the same genetic backbone as earlier cases we've studied, but these three mutations represent a significant evolution," Dr. Dan Jones, lead author of the study, said.

<https://www.cnn.com/2021/01/13/ohio-researchers-say-theyve-identified-two-new-covid-strains-likely-originating-in-the-us.html>

RELATED

CoVariants: SARS-CoV-2 Mutations and Variants of Interest

<https://github.com/hodcroftlab/covariants/blob/master/README.md>

Genomic epidemiology of novel coronavirus - Global subsampling

<https://nextstrain.org/ncov/global>

Some States Refuse To Impose New Restrictions To Stop COVID-19 Spread

- As the U.S. finds itself in the most lethal phase of the coronavirus outbreak yet, governors and local officials in hard-hit parts of the country are showing little willingness to impose any new restrictions on businesses to stop the spread

<https://www.capradio.org/articles/2021/01/12/california-coronavirus-updates-january-2021/>

Ventura County's COVID-19 transmission rate soars, passing Los Angeles County

- COVID-19 transmission is soaring at an increasingly alarming rate in Ventura County, pushing even more patients into already packed hospitals, officials said Tuesday.
- Data released by the California Department of Public Health showed the unadjusted rate of 131.4 COVID cases a day per 100,000 people in Ventura eclipsed the 127.3 rate in Los Angeles County.

<https://www.vcstar.com/story/news/local/2021/01/12/ventura-county-covid-case-rate-higher-los-angeles-county/6603990002/>

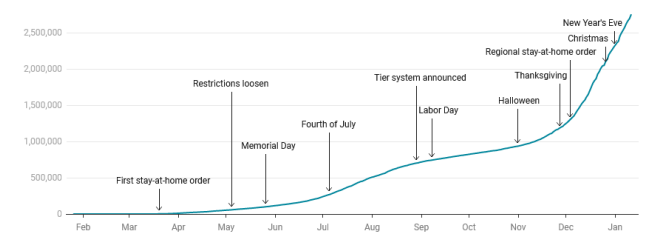
Riverside County 'likely' to open COVID-19 vaccine to some seniors, teachers by next week

- Riverside County public health officials could open up appointments for the COVID-19 vaccine to teachers, farmworkers and some seniors as early as Friday.
- The group falls within the second phase of California's vaccine distribution, though individual counties can move forward into subsequent groups if they have doses at risk of expiring or "demand subsidies," according to the state.
- Riverside County will continue offering vaccines to health care workers and nursing home staff and residents — who fall into the first priority group — as it opens up appointments to additional residents. Depending on logistics, that could happen as soon as this week, though it will "more likely" be next week, according to Jose Arballo Jr., senior public information specialist for the county's public health department.

<https://www.desertsun.com/story/news/health/2021/01/12/riverside-county-could-start-vaccinating-seniors-teachers-soon/6632368002/>

California's Cumulative COVID-19 Cases By Day

As the pandemic has progressed in California, holiday travel and gatherings have fueled surges while the state has changed systems to attempt to control the rapid spread of the virus.



Updated Jan. 12. This line represents the cumulative number of cases reported each day since the start of the pandemic. Updated Monday-Friday
Chart: Emily Zentner | CapRadio - Source: Los Angeles Times - Get the data - Created with Datawrapper

Chaffey College cancels in-person classes for spring semester

- Chaffey College has announced the cancellation of in-person classes for the spring term, citing health and safety concerns related to the coronavirus pandemic.
- The community college in Rancho Cucamonga previously decided to keep a majority of classes online for the spring semester because of the recent rise in cases and positivity rates in San Bernardino County. The semester began Tuesday, Jan. 12.
- The announcement affects classes that required forms of in-person instruction or laboratory work, including those in biology, aviation maintenance, automotive technology and healthcare. The college offered these courses in the fall but limited the number of students to follow social-distancing guidelines.
- The decision to cancel these spring classes follows Cal/OSHA regulations to prevent the exposure and spread of the virus, a Monday, Jan. 11, college news release states.
- About 500 students will be affected by the move, according to the release
<https://www.dailybulletin.com/2021/01/12/chaffey-college-cancels-in-person-classes-for-spring-semester/>

Military Medical Personnel Deployed To Riverside County Hospitals

- As Riverside County hospitals and health care workers become further strained amid a crush of COVID-19 patients, a team of U.S. military medical personnel arrived in the county Thursday to add support.
- "Riverside County hospitals have been stretched well-beyond their licensed capacities to treat record numbers of patients," said Bruce Barton, director of the County of Riverside Emergency Management Department. "These resources are critical to help our region treat more of our residents and get through this hospital surge."
- The team of approximately 20 active-duty service members consists of physician assistants, nurses, and respiratory care practitioners from the U.S. Army and U.S. Air Force. They are part of a state request to the Federal Emergency Management Agency for federal support to medical facilities throughout California.
https://patch.com/california/lakeelsinore-wildomar/s/hdm2c/military-medical-personnel-deployed-to-riverside-county-hospitals?utm_source=alert-breakingnews&utm_medium=email&utm_campaign=alert

RivCo Chosen As Site Of COVID-19 Alternate Care Facility

- Los Angeles County announced over the weekend that it would stop using Curative's self-administered swabs at pop-up testing sites.
- L.A. County's decision comes after the Food and Drug Administration warned about the potential for false negatives if the tests are not conducted properly.
<https://patch.com/california/palmdesert/rivco-chosen-site-covid-19-alternate-care-facility>

One Good Thing

- Stories about the kindness of strangers and individuals who sacrifice for others during the coronavirus outbreak.
<https://apnews.com/OneGoodThing>
<https://www.goodnewsnetwork.org/>

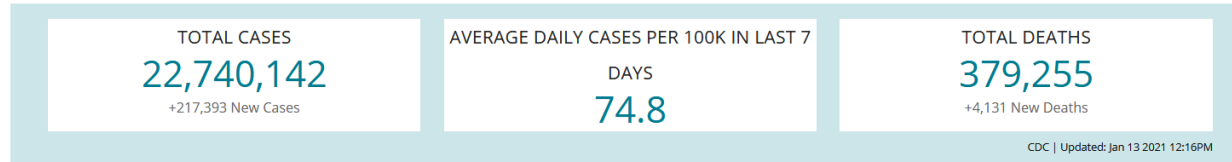


U.S. Data

https://covid.cdc.gov/covid-data-tracker/#cases_casesper100klast7days

United States COVID-19 Cases and Deaths by State

Reported to the CDC since January 21, 2020

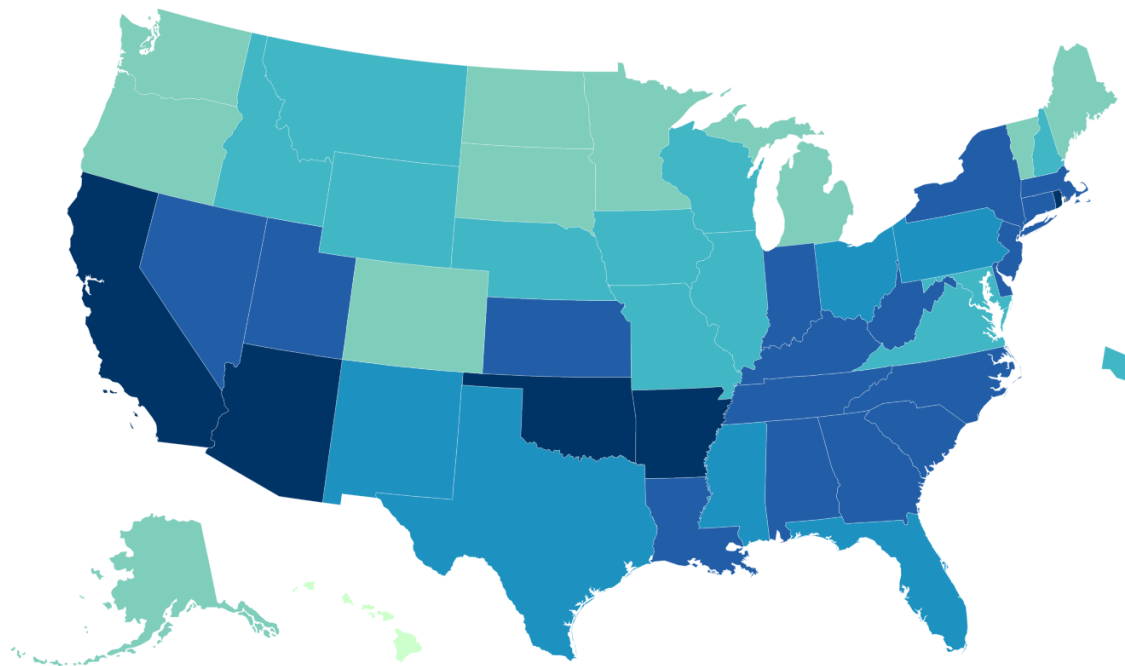


View: Cases Deaths

Time period: Last 7 Days Since Jan 21, 2020

Metric: Count Rate per 100,000

US COVID-19 Average Daily Case Rate in Last 7 Days, by State/Territory (cases per 100K)



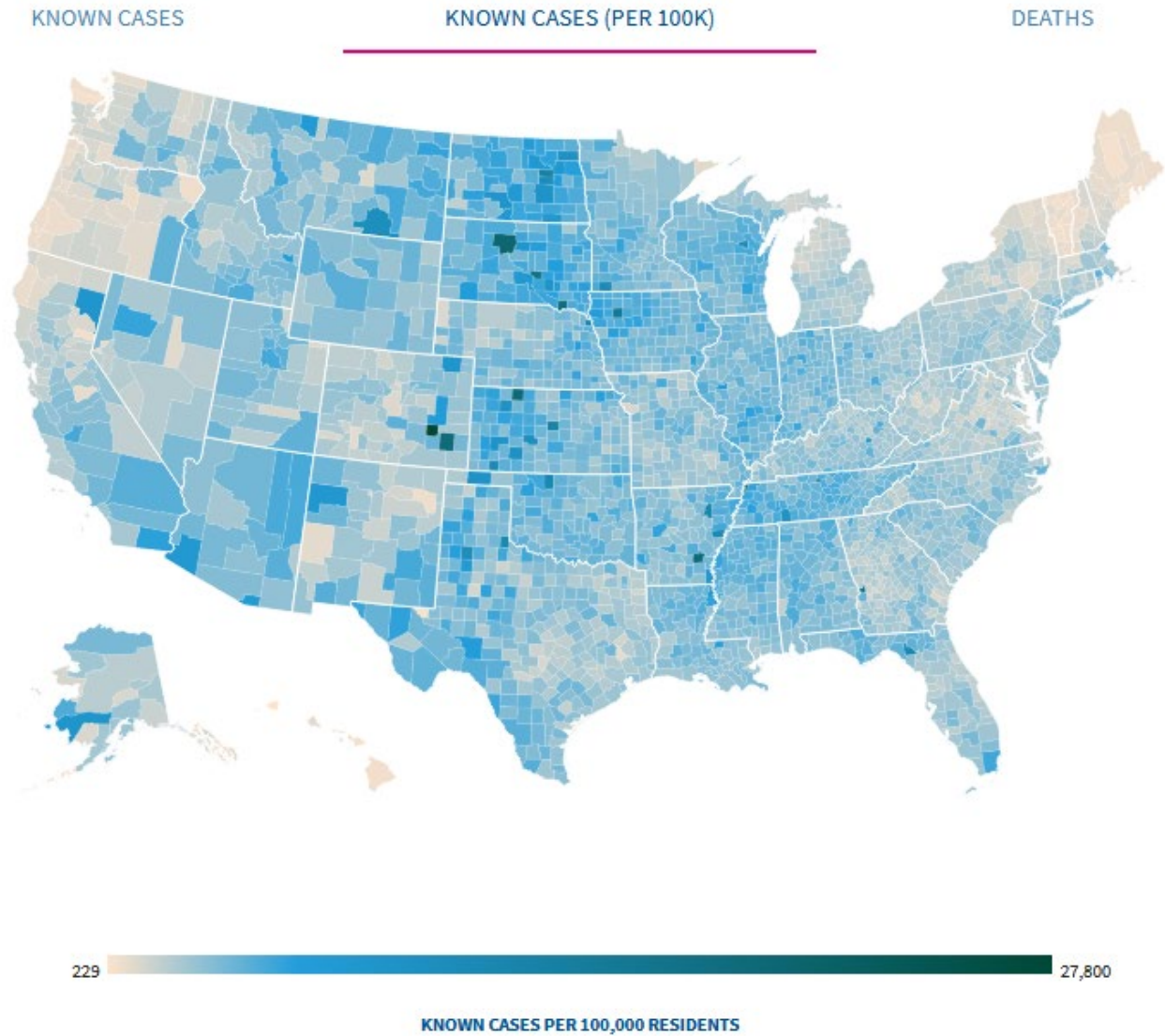
Territories



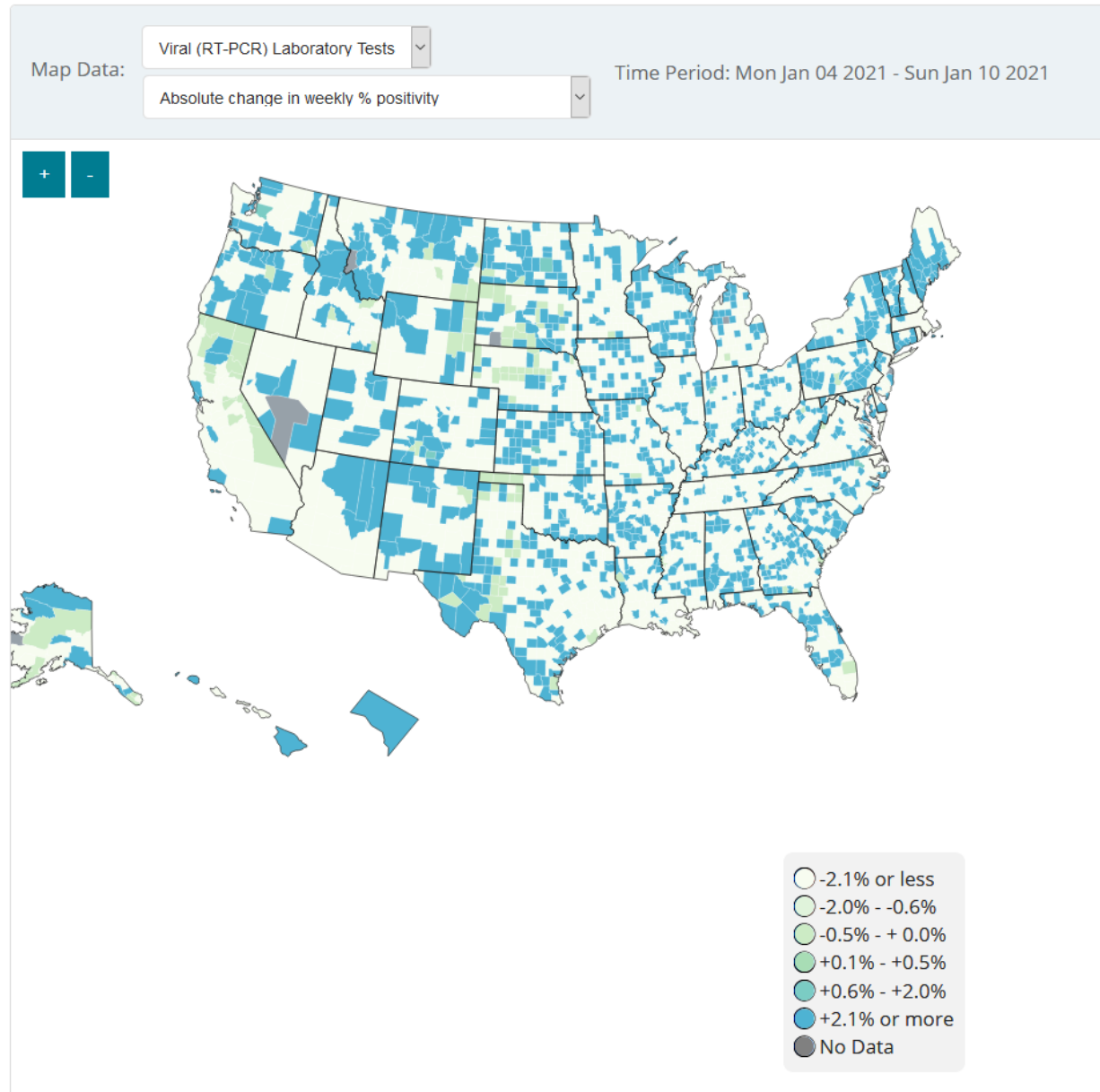
Average Daily Cases per 100,000 in Last 7 Days



In the United States, there were 229,363 newly reported COVID-19 cases and 2,256 newly reported COVID-19 deaths on Jan 10, 2021

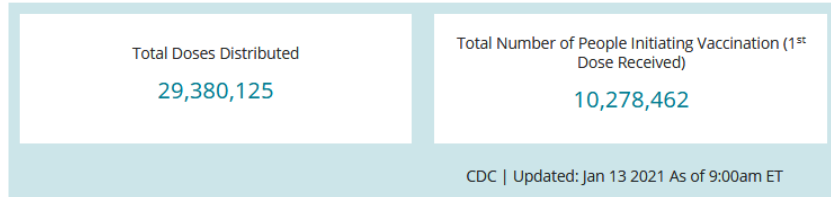


COVID-19 Integrated County View

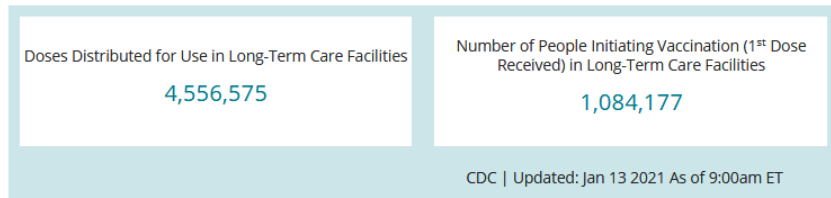


COVID-19 Vaccinations in the United States

Overall US COVID-19 Vaccine Distribution and Administration



Federal Pharmacy Partnership for Long-Term Care Program (Subset of Overall Numbers)



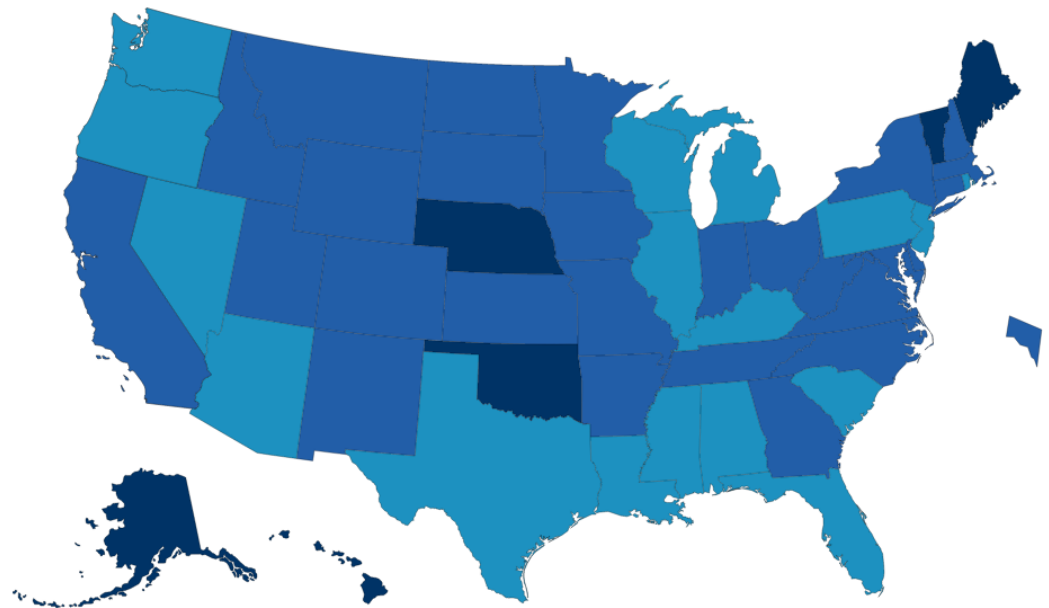
View:

- People Initiating Vaccination (1st dose received)
- Distributed

Metric:

- Count
- Rate per 100,000

Total Doses Distributed Reported to the CDC by State/Territory and for Selected Federal Entities per 100,000 population



Territories

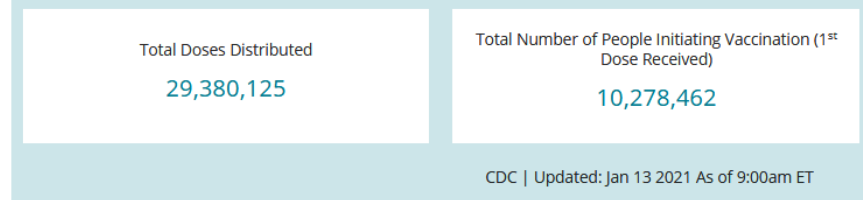
- GU
- AS
- RP
- FM
- MP
- PR
- MH
- VI

Federal Entities

- BoP
- DoD
- IHS
- VHA

COVID-19 Vaccinations in the United States

Overall US COVID-19 Vaccine Distribution and Administration



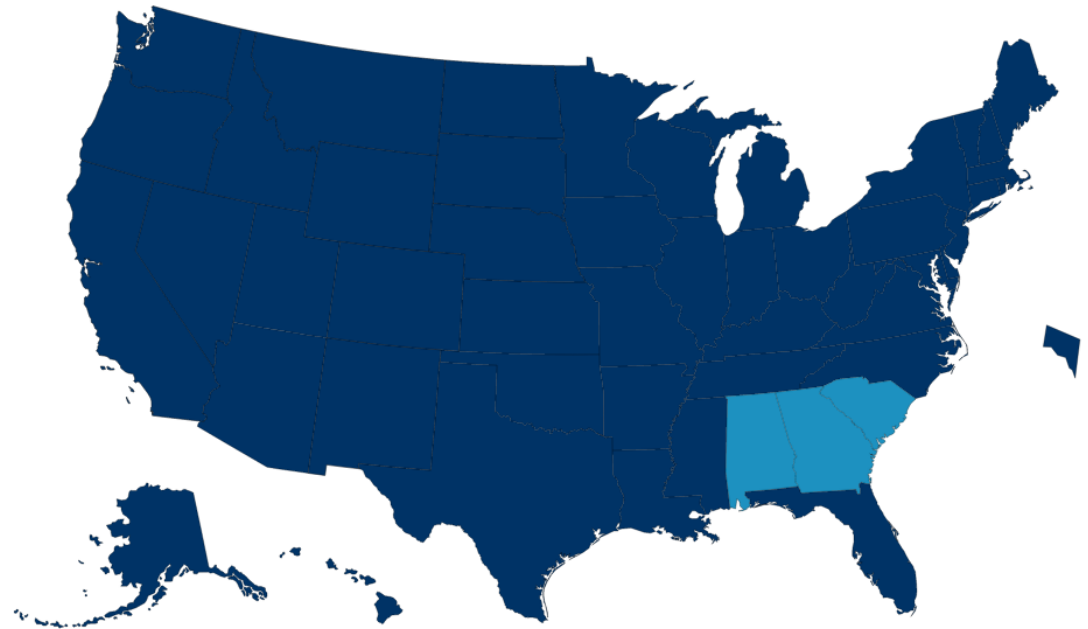
Federal Pharmacy Partnership for Long-Term Care Program (Subset of Overall Numbers)



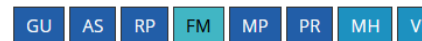
View:
 People Initiating Vaccination (1st dose received)
 Distributed

Metric:
 Count
 Rate per 100,000

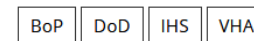
Total Number of People Initiating Vaccination (1st Dose Received) Reported to the CDC by State/Territory and for Selected Federal Entities per 100,000



Territories



Federal Entities



Total Number of People Initiating Vaccination per 100,000



Social Impact COVID-19 Events in the United States

26 EVENTS
Past 7 days

Map of news reports related to social impact events resulting from the COVID-19 outbreak in the United States, such as school closures, localized outbreaks, state of emergency declarations, etc.

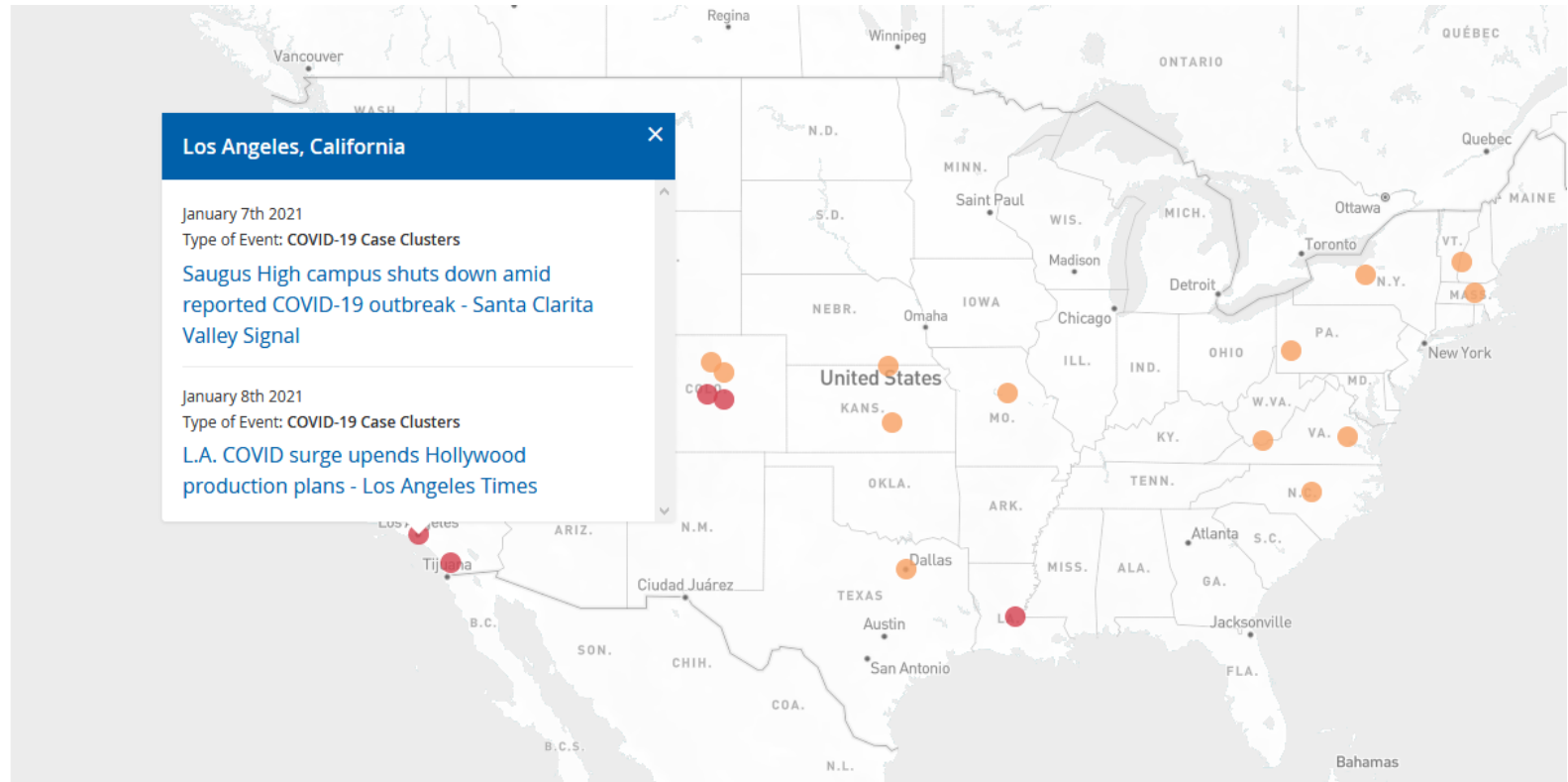
DATE RANGE

Past 7 days

TYPE OF EVENT ?

COVID-19 Case Clusters

[About this Map](#) | Developed by [HealthMap](#)



CDC Whats New

<https://www.cdc.gov/coronavirus/2019-ncov/whats-new-all.html>

- [EARLY RELEASE: COVID-19 Trends Among Persons Aged 0-24 Years - United States, March 1-December 12, 2020](#) Wednesday, January 13, 2021
- [COVID-19 Vaccination](#) Wednesday, January 13, 2021
- [Requirement for Proof of Negative COVID-19 Test or Recovery from COVID-19 for All Air Passengers Arriving in the United States](#) Wednesday, January 13, 2021
- [Testing and International Air Travel](#) Wednesday, January 13, 2021
- [How to Select, Wear, and Clean Your Mask](#) Wednesday, January 13, 2021
- [Coronavirus Disease 2019 \(COVID-19\)](#) Wednesday, January 13, 2021
- [Travel](#) Wednesday, January 13, 2021
- [Cases in the U.S.](#) Tuesday, January 12, 2021
- [EARLY RELEASE: Mitigation Policies and COVID-19-Associated Mortality - 37 European Countries, January 23-June 30, 2020](#) Tuesday, January 12, 2021
- [Toolkit for Correctional and Detention Facilities](#) Tuesday, January 12, 2021
- [K-12 Schools and Childcare Programs](#) Tuesday, January 12, 2021
- [Cases in the U.S.](#) Monday, January 11, 2021
- [COVID-19 Rapid Assessment of Point of Entry Capacity \(RAPC\)](#) Monday, January 11, 2021
- [COVID-19 Vaccine FAQs in Correctional and Detention Centers](#) Monday, January 11, 2021
- [What to Expect after Getting a COVID-19 Vaccine](#) Monday, January 11, 2021
- [Importance of COVID-19 Vaccination for Residents of Long-term Care Facilities](#) Monday, January 11, 2021
- [Vaccines](#) Monday, January 11, 2021
- [Frequently Asked Questions about Coronavirus \(COVID-19\) for Laboratories](#) Monday, January 11, 2021
- [Correctional and Detention Facilities](#) Monday, January 11, 2021
- [COVID-19 Travel Recommendations by Country](#) Monday, January 11, 2021
- [COVID-19 Science Update released: January 8, 2021 Edition 71](#) Saturday, January 09, 2021
- [New Variant of Virus that Causes COVID-19 Detected](#) Saturday, January 09, 2021
- [Staffing Resources](#) Saturday, January 09, 2021
- [EARLY RELEASE: Candida auris Outbreak in a COVID-19 Specialty Care Unit - Florida, July-August 2020](#) Friday, January 08, 2021
- [EARLY RELEASE: Rates of COVID-19 Among Residents and Staff Members in Nursing Homes - United States, May 25-November 22, 2020](#) Friday, January 08, 2021
- [Contact Tracing](#) Friday, January 08, 2021
- [US COVID-19 Cases Caused by Variants](#) Friday, January 08, 2021
- [Requirement for Proof of Negative COVID-19 Test for All Air Passengers Arriving from the UK to the US](#) Friday, January 08, 2021

CDC Guidance

<https://www.cdc.gov/coronavirus/2019-ncov/communication/guidance-list.html?Sort=Date%3A%3Adesc>

[Guidance on Integration of COVID-19 in Existing Acute Febrile Illness \(AFI\) Surveillance Systems](#)

Learn to integrate COVID-19 into an existing Acute Febrile Illness surveillance system. Date: 1/12/21

Audience: [Federal, State & Local Government](#)

[Maintaining Essential Services for Malaria in Low-Resource Countries](#)

If essential malaria interventions are significantly disrupted due to COVID-19 challenges, numbers of malaria cases will significantly increase, and death rates could double Date: 1/11/21

Audience: [Federal, State & Local Government](#)

[Operational Considerations for Immunization Services During COVID-19 in Non-US Settings Focusing on Low-Middle Income Countries](#)

Learn COVID-19 operational considerations to implement immunization services in non-US countries with low or middle incomes. Date: 1/11/21

Audience: [Federal, State & Local Government](#)

[Markets: Operational considerations for COVID-19 mitigation measures in global low-resource setting](#)

Markets are a critical place of commerce and a source of many essential goods, but they can pose potential risks for COVID-19 transmission. This document provides suggestions for mitigating COVID-19 transmission in markets in low-resource settings and describes considerations associated with each mitigation measure. Date: 1/11/21

Audience: [Employers, Business Owners & Community Leaders](#)

[Guidance for Large or Extended Families Living in the Same Household](#)

Guidance for Large or Extended Families Living in the Same Household Date: 1/11/21

Audience: [General Public, Parents & Caregivers](#)

[Maintaining Essential Services for Malaria in Low-Resource Countries](#)

If essential malaria interventions are significantly disrupted due to COVID-19 challenges, numbers of malaria cases will significantly increase, and death rates could double Date: 1/10/21

Audience: [Federal, State & Local Government](#)

[Operational Considerations for Immunization Services During COVID-19 in Non-US Settings Focusing on Low-Middle Income Countries](#)

Learn COVID-19 operational considerations to implement immunization services in non-US countries with low or middle incomes.

Date: 1/10/21

Audience: [Federal, State & Local Government](#)

California Takes Action to Combat COVID-19

<https://www.gov.ca.gov/california-takes-action-to-combat-covid-19/>



State Data

<https://covid19.ca.gov/>
<https://update.covid19.ca.gov/#top>
<https://www.cdph.ca.gov/Programs/CID/DCDC/Pages/Immunization/ncov2019.aspx#>

“Safer Economy Blueprint”

<https://covid19.ca.gov/safer-economy>

Blueprint for a Safer Economy – COVID-19 and Equity

<https://www.cdph.ca.gov/Programs/CID/DCDC/Pages/COVID-19/CaliforniaHealthEquityMetric.aspx>
<https://covid19.healthyplacesindex.org/>
<https://map.healthyplacesindex.org/>

Statewide industry guidance to reduce risk

<https://covid19.ca.gov/industry-guidance/#top>
<https://www.cdph.ca.gov/Programs/CID/DCDC/Pages/Guidance.aspx>

Data models

<https://covid19.ca.gov/data-and-tools/>

Vaccines

<https://covid19.ca.gov/vaccines/>

**Add Your Phone.
Stop the Spread.**

Help protect your community while maintaining your privacy.

CANOTIFY

canotify.ca.gov



**Office of Governor
GAVIN NEWSOM**

Press Releases, Executive Orders, Media Advisories, Proclamations, and “On the Record” Column

<https://www.gov.ca.gov/newsroom/>

California COVID-19 By the Numbers

January 12, 2021

Numbers as of January 11, 2021

COVID-19 Cases

2,747,288 (+36,487)

Fatalities

30,513 (+548)

Ages of Confirmed Cases

339,927	1,598,547	521,163	285,832	1,819
0-17	18-49	50-64	65+	Unknown/Missing

Gender of Confirmed Cases

1,395,192	1,310,582	41,514
Female	Male	Unknown/Missing

Hospitalizations

Confirmed COVID-19		Suspected COVID-19	
21,747	4,854	918	108
Hospitalized	in ICU	Hospitalized	in ICU

Tracking COVID-19 in CA

Updated January 13, 2021 at 11:00 AM with data from January 12, 2021

CASES	DEATHS	TESTS
2,781,039 total	31,102 total	36,842,651 total
33,751 today	589 today	334,267 today
▲ 1.2% increase from prior day total	▲ 1.9% increase from prior day total	▲ 0.9% increase from prior day total

Regions

The state released a map of the five regions being measured. When a region first falls below 15% ICU bed availability, the Regional Stay Home Order goes into effect there the next evening at 11:59 PM.

- **Northern California:** Del Norte, Glenn, Humboldt, Lake, Lassen, Mendocino, Modoc, Shasta, Siskiyou, Tehama, Trinity
- **Bay Area:** Alameda, Contra Costa, Marin, Monterey, Napa, San Francisco, San Mateo, Santa Clara, Santa Cruz, Solano, Sonoma

- **Greater Sacramento:** Alpine, Amador, Butte, Colusa, El Dorado, Nevada, Placer, Plumas, Sacramento, Sierra, Sutter, Yolo, Yuba
- **San Joaquin Valley:** Calaveras, Fresno, Kern, Kings, Madera, Mariposa, Merced, San Benito, San Joaquin, Stanislaus, Tulare, Tuolumne
- **Southern California:** Imperial, Inyo, Los Angeles, Mono, Orange, Riverside, San Bernardino, San Diego, San Luis Obispo, Santa Barbara, Ventura



STATEWIDE METRICS

91.7 New COVID-19 positive cases per day per 100K

17.6% Positivity rate (7-day average)

0.0% ICU availability

Click on the map for updated metrics

REGIONAL STAY HOME ORDERS

	Regions	Counties	Population	
Yes	3	34	36,473,198	90.9%
No	2	24	3,655,962	9.1%

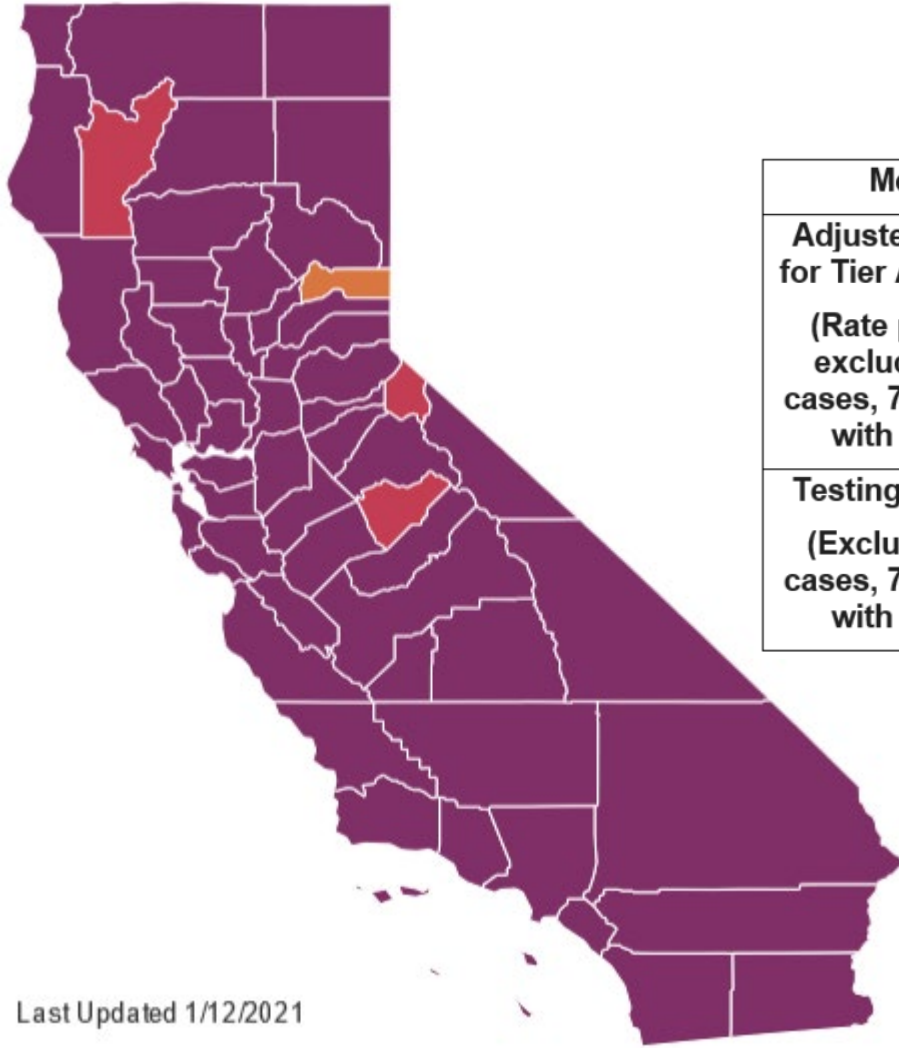
Southern California Region

0.0% ICU availability

Regional Stay Home Order effective

12/6/2020 11:59 PM

[See County Tiers](#)



Higher Risk \longrightarrow Lower Risk of Community Disease Transmission				
	Widespread Tier 1	Substantial Tier 2	Moderate Tier 3	Minimal Tier 4
Measure*				
Adjusted Case Rate for Tier Assignment** (Rate per 100,000 excluding prison cases, 7 day average with 7 day lag)	>7	4-7	1-3.9	<1
Testing Positivity*** (Excluding prison cases, 7 day average with 7 day lag)	>8%	5-8%	2.4-9%	<2%

Last Updated 1/12/2021



Guidance Documents: Coronavirus Disease 2019 (COVID-19)

<https://www.cdph.ca.gov/Programs/CID/DCDC/Pages/Guidance.aspx>

CDPH News Releases 2020

<https://www.cdph.ca.gov/Programs/OPA/Pages/New-Release-2020.aspx>

- [Blueprint for a Safer Economy](#) 01/12/2021
 - [Proyecto para una economía más segura](#) 12/13/2020
- [Travel Advisory](#) 1/6/2020
- [Order of the State Public Health Officer – Hospital Surge](#) 1/5/2021
 - [Amendment to Order of the State Public Health Officer – Hospital Surge](#) 1/6/2021
- [Safe Schools for All Plan: Summary](#) 12/30/2020
 - [Safe Schools for All Plan: Rationale](#) 12/30/2020
 - [Safe Schools for All Plan: Science](#) 12/30/2020
- [COVID-19 Preventative Care Guidelines](#) 12/21/2020
- [Outdoor and Indoor Youth and Recreational Adult Sports](#) 12/14/2020
- [COVID-19 Quarantine Guidance](#) 12/14/2020
- [AB 685 COVID-19 Workplace Outbreak Reporting Requirements for Local Public Health Departments](#) 12/10/2020
- [Health Alert for Individuals with Chronic Conditions in California Disproportionately Impacted by COVID-19](#) 12/11/2020
- [Allocation and Distribution Strategy for Monoclonal Antibodies](#) 12/9/2020
- [Regional Stay At Home Order](#) 12/03/2020
 - [Supplement to Regional Stay At Home Order](#) 12/06/2020
- [Limited Stay At Home Order](#) 11/19/2020
 - [Supplement to Limited Stay At Home Order](#) 12/22/20
 - [Limited Stay At Home Order](#) FAQ 11/19/2020
- [Guidance for the Prevention of COVID-19 Transmission for Gatherings](#) 11/13/2020
 - [Guía para reuniones privadas](#) 11/13/2020

State Officials Announce Latest COVID-19 Facts

December 31, 2020 - Today the California Department of Public Health (CDPH) announced the most recent statistics on COVID-19, including data on intensive care unit (ICU) capacity across the state.

State Officials Announce Latest COVID-19 Facts

December 30, 2020 - The California Department of Public Health (CDPH) today announced the most recent statistics on COVID-19, including data on intensive care unit (ICU) capacity across the state.

State Officials Announce Latest COVID-19 Facts

December 29, 2020 - The California Department of Public Health (CDPH) today announced the most recent statistics on COVID-19, including data on intensive care unit (ICU) capacity across the state.

State Officials Announce Latest COVID-19 Facts

December 28, 2020 - The California Department of Public Health (CDPH) today announced the most recent statistics on COVID-19, including data on intensive care unit (ICU) capacity across the state.

State Officials Announce Latest COVID-19 Facts

December 27, 2020 - The California Department of Public Health (CDPH) today announced the most recent statistics on COVID-19, including data on intensive care unit (ICU) capacity across the state.

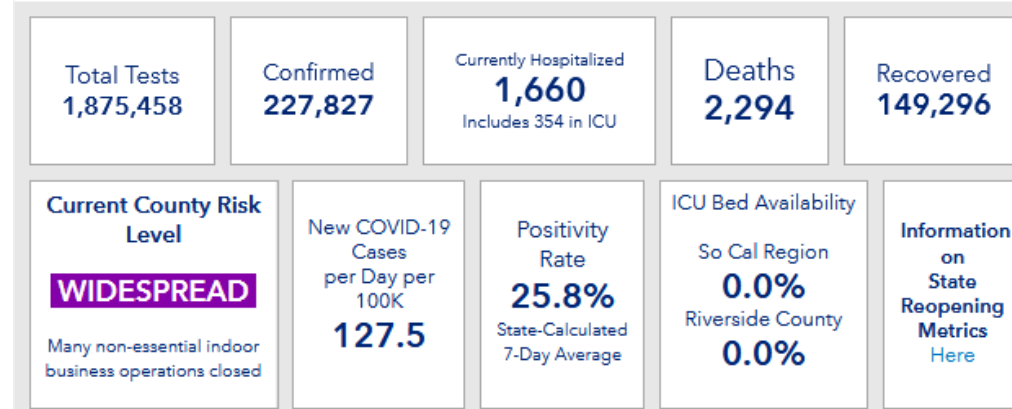


Riverside County Data

<https://www.rivcoph.org/coronavirus>

RUHS Public Health News:

- [State Oxygen Depot Established in Riverside County to Assist Area Hospitals with Oxygen Needs](#) - January 07, 2021
- [Remembering the COVID-19 victims](#) - December 31, 2020
- Data glitch prevents reporting of coronavirus cases for cities and zip codes on RUHS-Public Health website [English](#) / [Spanish](#)- December 15, 2020
- Updated chart provides a closer look at significant programs to help our residents, workers and businesses during the pandemic [English](#) / [Spanish](#)- December 11, 2020



Find a a testing site

Get tested for [#COVID19](#) with or without medical insurance at no cost to you! Make an appointment here <https://gettested.ruhealth.org> [#RivCoNOW](#) [#RUHealth](#)

Need Food Access – Click [here](#)

<https://www.ruhealth.org/>

Need Peer Support – Click [here](#)

<https://www.ruhealth.org/>

Need Prescriptions Delivered – Click [here](#)

<https://www.ruhealth.org/>

Dashboard -Click [here](#) for more detailed city/community data and reports

Daily Epidemiology Summary updated 1-12-2020

https://www.rivcoph.org/Portals/0/Documents/CoronaVirus/Jan2021/Dashboard/2/1.12.21%20Public%20Daily_COVID-19_Updates.pdf?ver=2021-01-12-131041-340×tamp=1610485938798

Licensed Hospital/ICU Beds Utilization Trends updated 1-12-2020

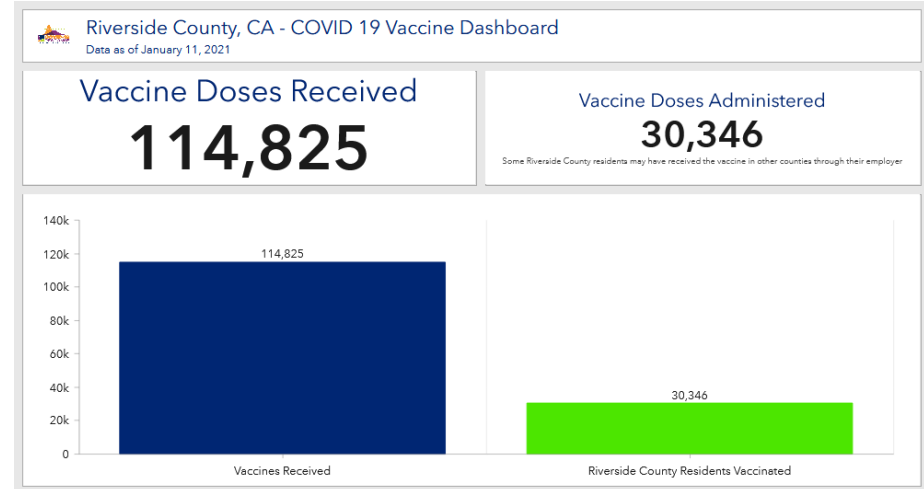
https://www.rivcoph.org/Portals/0/Documents/CoronaVirus/Jan2021/Dashboard/2/EMD_COVID-19_Metrics_Public_Dashboard_01-12-2021.pdf?ver=2021-01-12-154120-007×tamp=1610494889109

COVID-19 Vaccine

<https://www.ruhealth.org/covid-19-vaccine>

RUHS Public Health:

- Riverside County activates incident management team, plans for regional COVID-19 vaccine supersites [English](#) / [Spanish](#) - January 13, 2021
- [COVID Vaccination Clinics for Providers](#) - January 6, 2021
- [Healthcare worker vaccination clinics](#) - January 5, 2021
- [Updated COVID-19 Schedule](#) - January 5, 2021
- Updated COVID-19 Vaccine Allocations [English](#) / [Spanish](#) - December 30, 2020
- [Updated COVID-19 Vaccination Plan](#) - December 29, 2020
- [CDC: Vaccine Resources](#) - December 18, 2020
- [California Covid-19 Vaccination Program Enrollment](#) - December 18, 2020
- RUHS Public Health: Riverside County health officials anticipate first shipment of COVID-19 vaccine Dec. 18 [English](#) / [Spanish](#)- December 14, 2020
- COVID-19 Vaccine Information [English](#) / [Spanish](#) - December 14, 2020



COVID-19 Vaccination Distribution Phases

PHASE 1A Persons at risk of exposure to SARS-CoV-2 through their work in any role in direct health care or long-term care settings.

Vaccinating Now Tier 1

- Acute care, psychiatric and correctional facility hospital staff
- Staff at skilled nursing facilities, assisted living facilities, and similar settings for older or medically vulnerable individuals
- Residents in long-term care settings
- Paramedics, EMTs, and others providing emergency medical services
- Staff at dialysis centers

Vaccinating Now Tier 2

- Intermediate care facilities for persons who need non-continuous nursing supervision, and supportive care
- Home healthcare and IHSS
- Community health workers (promotoras)
- Public health field staff
- Primary care clinics, including federally qualified health centers, rural health centers, correctional facility clinics, and urgent care clinics

Vaccinating Now Tier 3

- Specialty clinics (ex. optometry, cardiology, neurology, outpatient surgery, physical therapy, etc.)
- Laboratory workers
- Dental and other oral health clinics
- Pharmacy staff not working in settings at higher tiers
- Mortuary service industry workers

PHASE 1B

Tier 1 – Vaccinating Next

- Persons aged 75 years and older
- Frontline essential workers, including education, law enforcement, food and agriculture, Emergency services

Tier 2 – Vaccinating Soon

- Persons 65 - 74 years of age
- Frontline essential workers, including manufacturing, transportation, facilities and services
- Congregate settings (incarcerated and homeless persons)

PHASE 1C

- Persons 50 - 64 years of age
- Individuals 16 - 64 years of age and have an underlying health condition or disability which increases their risk of severe COVID-19
- Essential Workers, including water & waste, defense, energy, chemical and hazardous materials, communications and IT, financial services, government operations and community based essential functions.

www.RUHealth.org/covid-19-vaccine • 833-422-4255 Currently, there are limited supplies of the vaccine. This information will be updated when supplies improve. Revised 1/8/2021

COVID-19 VACCINATION CLINICS

VACCINES AVAILABLE FOR EMPLOYEES WHO WORK IN:

- Acute Care
- Skilled Nursing Facilities and Assisted Living Facilities (medically vulnerable individuals)
- First Responders (paramedic/EMTs)
- Correctional Hospitals
- Behavior Health (psychiatric)
- Dialysis Centers (staff)
- Pharmacist & Pharmacy Staff
- Intermediate Care Facilities
- Home Health and IHSS
- Public Health (field)/DPSS
- Community Health Workers
- Primary Care & Community Clinics
- Urgent Cares (stand-alone)
- Specialty Clinics
- Laboratory Workers
- Dental/Oral Health Clinics
- Mortuary Services Industries

****AN APPOINTMENT AND EMPLOYEE ID BADGE/LETTER FROM PLACE OF EMPLOYMENT REQUIRED OR YOU WILL NOT BE VACCINATED****

Vaccines are available at this time only for those individuals who work in the above settings located within Riverside County. If you work outside of the county, then please coordinate with that local health department.

LOCATIONS & REGISTRATION INFORMATION

DATE	TIME	LOCATION	REGISTRATION LINK
More Vaccination Clinic dates to be announced soon			

For best results and a better experience, please use Google Chrome, Microsoft Edge or Safari for the registration process. If clicking on the link doesn't work, please copy and paste the link into your browser.

Vaccines are available at this time only for those individuals who work in the above settings located within Riverside County. If you work outside of the county, then please coordinate with that local health department.

More Vaccination Clinic dates to be announced soon

COVID-19 Anticipated Vaccine Timeline

Revised - 1/8/2021

*Persons eligible in earlier phases and tiers may be vaccinated at any time

**Subject to change and dependent upon vaccine availability

*** Phases recommended by ACIP and approved by CDPH

www.RUHealth.org/covid-19-vaccine



PHASE 1-A

TIER 1-3

- Acute Care
- Skilled Nursing Facilities
- Assisted Living Facilities (medically vulnerable individuals)
- First Responders (paramedic/EMTs)
- Correctional Hospitals
- Behavior Health (psychiatric)
- Dialysis Centers (staff)
- Pharmacies (vaccinating public)
- Intermediate Care Facilities
- Home Health and IHSS
- Public Health (field)/DPSS
- Community Health Workers
- Primary Care & Community Clinics
- Urgent Cares (stand-alone)
- Specialty Clinics
- Laboratory Workers
- Dental/Oral Health Clinics
- Pharmacy Staff (not working in setting at higher tiers)
- Mortuary Service Industries



PHASE 1-B

TIER 1

- Individuals 75 years & older
- Frontline essential workers, including education, law enforcement, emergency services (firefighters & correctional officers), and food and agriculture services

TIER 2

- Individuals 65-74 years of age
- Frontline essential workers, including manufacturing, transportation and logistics, Industrial, Commercial, Residential and sheltering facilities and services.
- Congregate settings including incarcerated and people experiencing homelessness



PHASE 1-C

- Individuals 50 - 64 years
- Individuals 16 - 64 years of age and have an underlying health condition or disability which increases their risk of severe COVID-19
- Essential Workers, including water & waste, defense, energy, chemical and hazardous materials, communications and IT, financial services, government operations and community based essential functions.



PHASE 2

(Proposed)

- General population age 16 years and older

FIRST DOSE TO BE ADMINISTERED IN: (2nd Dose to be administered 21-28 days after the first dose.)

January

February

March

June

Weather



National Weather Service
San Diego, California

Weather Threats Outlook

12:30 PST Tuesday, January 12, 2021

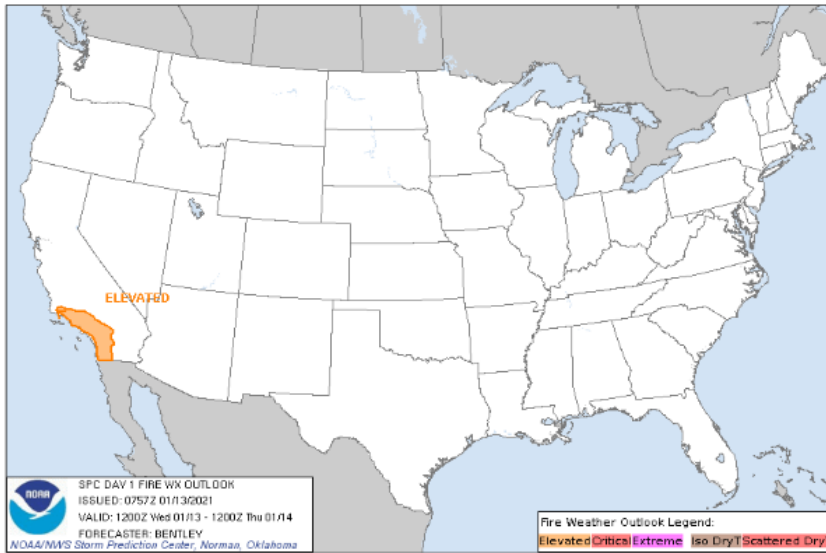
County	Zone	Tue 1/12	Wed 1/13	Thu 1/14	Fri 1/15	Sat 1/16	Sun 1/17	Mon 1/18
San Diego	Beach/Marine	Surf Coastal Flooding	Surf	Surf	Surf	Surf	Surf	Surf
	Coast	None	None	None	None	None	None	None
	Valleys	Santa Ana Winds	None	Santa Ana Winds	Santa Ana Winds	Santa Ana Winds	None	None
	Mountains	Santa Ana Winds	None	Santa Ana Winds	Santa Ana Winds	Santa Ana Winds	None	None
	Deserts	None	None	None	None	None	None	None
Orange	Beach	Surf	Surf	Surf	Surf	Surf	Surf	Surf
	Coast	None	None	None	None	None	None	None
	Inland	Santa Ana Winds	None	Santa Ana Winds	Santa Ana Winds	Santa Ana Winds	None	None
	Mountains	Santa Ana Winds	None	Santa Ana Winds	Santa Ana Winds	Santa Ana Winds	None	None
Riverside	Inland Empire	Santa Ana Winds	None	Santa Ana Winds	Santa Ana Winds	Santa Ana Winds	None	None
	Mountains	Santa Ana Winds	None	Santa Ana Winds	Santa Ana Winds	Santa Ana Winds	None	None
	Desert	None	None	None	None	None	None	None
San Bernardino	Inland Empire	Santa Ana Winds	None	Santa Ana Winds	Santa Ana Winds	Santa Ana Winds	None	None
	Mountains	Santa Ana Winds	None	Santa Ana Winds	Santa Ana Winds	Santa Ana Winds	None	None
	Desert	None	None	None	None	None	None	None

Impact Threat Levels None Low Medium High Extreme

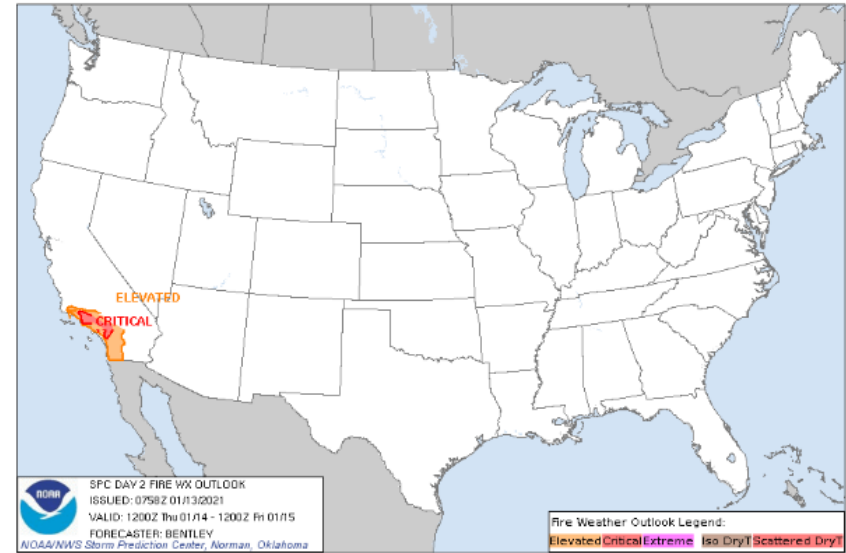
Latest hazard threat table: <https://www.wrh.noaa.gov/sgx/event/dsstable.php>

<https://www.weather.gov/forecastpoints#>

Fire Weather Outlook



Today

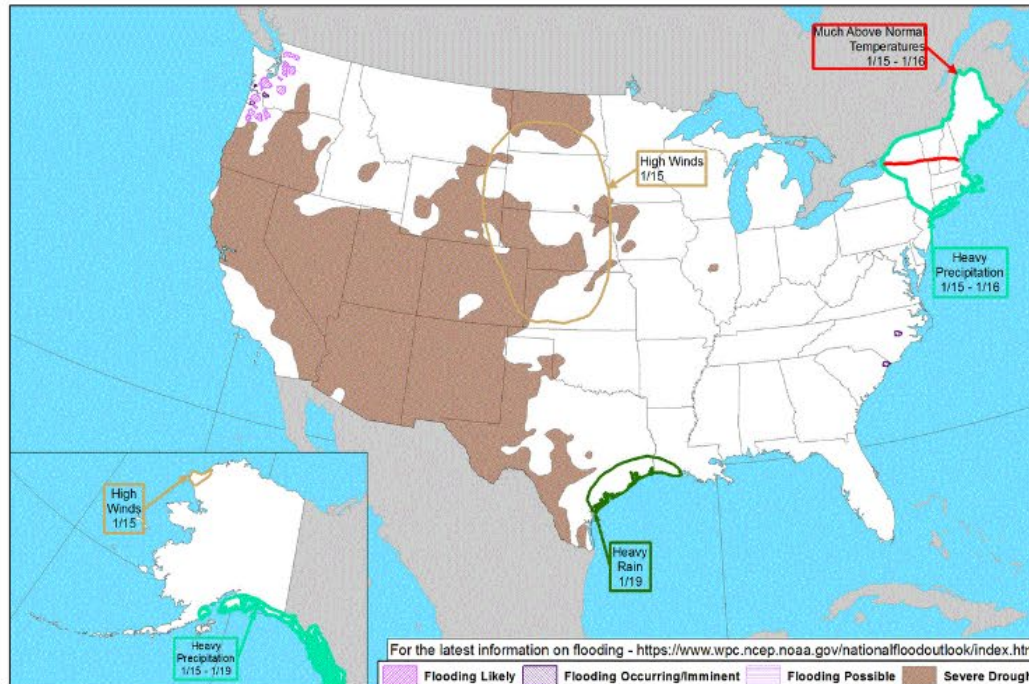


Tomorrow



National Watch Center

Hazards Outlook – Jan 15-19



National Watch Center