



****Extraordinary Assumptions:** There are a lot of different data sources in this report not all of them match but aid to provide an overall picture of the current situation. COVID-19 Data Source Comparison - https://covid-19.splunkforgood.com/covid_19_datasource_comparison

Daily Situation Summary

Tuesday, December 15, 2020

As of 10:00 AM

COVID-19 by the Numbers

12/15/2020	Riverside	Imperial	Kern	Los Angeles*	Orange	San Bernardino	San Diego	San Luis Obispo	Santa Barbara	Ventura	Mono*	Inyo	California	United States	Global
Total Cases	119,691	19,472	49,051	517,472	104,768	126,718	107,372	7,625	13,249	26,588	640	380	1,585,044	16,317,892	71,351,695
New Cases	1,356	525	857	13,155	4,300	977	2,414	163	75	633	9	0	33,278	204,748	299,670
Total Cases Per Capita	5,022	10,805	5,555	5,124	3,311	5,934	3,251	2,709	2,986	3,135	4,515	2,101	4,049	4,934	923
New Cases Per Capita	56.90	291.32	97.05	130.27	135.90	45.75	73.09	57.91	16.90	74.64	63.50	0.00	85.00	61.91	3.88
Recovered	70,814	16,374	19,239	Not Reported	66,597	111,406	80,881	6,325	12,477	19,428	Not Reported	290	680,336	9,885,739	51,593,620
Total Deaths	1,573	373	469	8,298	1,694	1,223	1,162	46	140	198	3	17	21,046	300,032	1,612,372
New Deaths	0	0	2	29	14	8	11	0	3	0	0	0	77	1,766	3,716
Deaths Per Capita	66.00	206.97	53.11	82.17	53.54	57.27	35.18	16.34	31.55	23.35	21.17	94.00	53.76	90.72	20.86
Presumptive active cases	47,304	2,725	29,343		36,477	14,089	25,329	1,254	632	6,962		73	883,662	6,132,121	18,145,703
% of State's Cases	7.55%	1.23%	3.09%	32.65%	6.61%	7.99%	6.77%	0.48%	0.84%	1.68%	0.04%	0.02%	9.71%	22.87%	
Currently in Hospitals	1,040	143	301	4,775	1,358	1,364	1,034	33	90	192	1	1	14,578		
Total Hospital Beds	3,499	265	1,125	20,090	5,968	4,037	6,868	460	688	1,191	17	29	68,012		
Currently in ICU	184	31	66	935	288	264	275	8	21	59	0	2	2,967		
ICU Beds Available	31	0	10	404	86	55	179	23	48	27	2	2	1,417		
Case Fatality Rate	1.314%	1.916%	0.956%	1.604%	1.617%	0.965%	1.082%	0.603%	1.057%	0.745%	0.469%	4.474%	1.328%	1.839%	2.260%
Population*	2,383,286	180,216	883,053	10,098,052	3,164,182	2,135,413	3,302,833	281,455	443,738	848,112	14,174	18,085	39,148,760	330,711,590	7,729,888,000
% of Population	6.09%	0.46%	2.26%	25.79%	8.08%	5.45%	8.44%	0.72%	1.13%	2.17%	0.04%	0.05%	0.48%	0.2111%	

Sources: CDPH, WHO, CDC, Local County Data

The date for which case statistics and hospital data were reported. Hospital COVID data are self-reported through a portal managed by the California Hospital Association and pulled at 2pm. COVID case statistics are reported by local health departments to CaREDIE and are pulled at 2pm. Hospital data and case statistics are integrated by the California Department of Technology and made available through the Open Data Portal the following morning. CA Open Data Portal is at least 24 Hours behind although a backlog of new case reports at the State level has ostensibly been cleared, some County dashboards still contain notes that indicate data are missing. *California-Demographics.com made by Cubit - a demographic data provider & census.gov

Presumptive active cases - A calculation (Total Cases - Recovered - Dead) (* LA County does not report recovery rates)

News

More detail on page 2

US Data

More detail on page 5

State Data

More detail on page 10

Riverside County Data

More detail on page 15

Weather

More detail on page 12

News – The collection of news articles is related to COVID-19. The inclusion or order of articles is not intended to reflect their importance, nor is it intended to endorse the political viewpoints or affiliations included in news coverage.

Thousands of nurses at India's premier AIIMS strike amid pandemic

- New Delhi, India – At least 5,000 nurses and paramedic staff at one of India's premier medical institutes have gone on an indefinite strike over “long-pending” demands, severely disrupting patient care during the coronavirus pandemic.
- The protesting health workers at the All India Institute of Medical Sciences (AIIMS), a sprawling complex in New Delhi, have put forth 23 demands before the government and the AIIMS authority.

<https://www.aljazeera.com/news/2020/12/15/thousands-health-workers-protest-in-india-amid-covid-19-pandemic>

2.7 billion people did not get state aid during pandemic: Oxfam

- The COVID-19 pandemic and the lockdown measures to contain it have hit millions of people hard, with poverty set to increase sharply in almost every country for the first time in decades unless action is taken now, according to a new report by Oxfam.
- Oxfam, a United Kingdom-based nonprofit, and consulting firm Development Pathways, which works with governments and organizations in developing economies.
- Hundreds of millions of people have lost their jobs and income, and 2.7 billion people have not received any public financial support to deal with the economic devastation caused by the coronavirus pandemic, Oxfam said in the report published on Tuesday.
- “The analysis shows that investments in social protection have been highly unequal between countries, and, in most cases, within countries. The consequence may be an increase in global inequality and the erosion of social cohesion,” the report said.
- With eight out of 10 countries not having given any financial support to even half their population, “women workers in low- and middle-income countries in particular are suffering, as they work in the worst-affected sectors, such as garments, services and domestic work,” the report said.

<https://www.aljazeera.com/economy/2020/12/15/2-7-billion-people-got-no-state-aid-during-pandemic-report>

Rusty pilots and insects: Issues facing jets returning to service

- Regulators, insurers and experts are warning airlines to take extra care when reactivating planes left in extended storage during the COVID-19 pandemic, citing potential pilot rustiness, maintenance errors and even insect nests blocking key sensors.
- The unprecedented number of aircraft grounded as coronavirus lockdowns blocked air travel – at one point reaching two-thirds of the global fleet – has created a spike in the number of reported problems as airlines return them to service.
- The number of “unstabilised” or poorly handled approaches has risen sharply this year, according to the International Air Transport Association (IATA). Such mishaps can result in hard landings, runway overshoots or even crashes.

<https://www.aljazeera.com/economy/2020/12/15/rusty-pilots-and-insects-issues-facing-jets-returning-to-service>

Moderna's COVID-19 vaccine clears first US FDA hurdle

- Moderna's COVID-19 vaccine appeared to be set for regulatory authorisation this week after US Food and Drug Administration (FDA) staff members did not raise any major new concerns about it in documents released on Tuesday.
- The FDA reviewers said a two-dose regimen of Moderna's vaccine was highly effective in preventing confirmed cases of COVID-19 and did not raise any specific safety issues with using the vaccine in adults over the age of 18.

<https://www.aljazeera.com/news/2020/12/15/modernas-covid-19-vaccine-clears-first-us-fda-hurdle>

NIH: New Online Resource Shows How You Can Help to Fight COVID-19

- There are lots of useful online resources to learn about COVID-19 and some of the clinical studies taking place across the country. What's been missing is a one-stop online information portal that pulls together the most current information for people of all groups, races, ethnicities, and backgrounds who want to get involved in fighting the pandemic. The U.S. Department of Health and Human Services, in coordination with NIH and Operation Warp Speed, has just launched a website called [Combat COVID](https://directorsblog.nih.gov/2020/12/15/new-online-resource-shows-how-you-can-help-to-fight-covid-19/).
<https://directorsblog.nih.gov/2020/12/15/new-online-resource-shows-how-you-can-help-to-fight-covid-19/>

Bill Gates: Coronavirus could still be a risk into 2022

- With coronavirus vaccinations beginning in the US on Monday, many Americans may at long last be feeling as if the nation has turned a corner in the fight against COVID-19. But Microsoft co-founder Bill Gates, who funds medical research and vaccine programs through the Bill & Melinda Gates Foundation, still urges caution. 2021 looks tough, Gates said.
- He told CNN on Sunday that the virus could still have an impact into 2022, and that the nation won't be "closer to normal" until the end of next summer.
<https://www.cnet.com/news/bill-gates-coronavirus-could-still-be-a-risk-into-2022/>

70 Monroe County Jail Inmates, 26 Jail Deputies Have Tested Positive for COVID-19

- ROCHESTER, N.Y. COVID-19 outbreak at the Monroe County Jail. Sheriff Todd Baxter said as of Tuesday, 70 inmates and 26 jail deputies have tested positive for COVID-19.
- Sheriff Baxter says his office is taking a proactive approach and will be testing all of the inmates. Jail staff that returns from their weekend break will be tested when they arrive. The inmates who have tested positive will be housed together for 21 days. Also, those who may have been exposed to COVID-19 will also be quarantined as well.
<https://spectrumlocalnews.com/nys/rochester/community/2020/12/08/70-inmates-and-26-jail-deputies-at-the-monroe-county-jail-have-tested-positive-for-covid-19->

Number of COVID-19 cases have jumped at Bath shipyard

- COVID-19 cases at Bath Iron Works, one of the state's largest employers, have jumped this month as the shipyard works to recover from crippling delays worsened by a strike and the pandemic.
- According to the company's website, 84 workers have tested positive for COVID-19 since March. Of those, 59 cases have come from the main shipyard in Bath.
<https://www.pressherald.com/2020/12/13/number-of-covid-19-cases-have-jumped-at-bath-shipyard/>

At least 77 people test positive for coronavirus after Rocklin youth basketball tournament

- Santa Clara health officials said 77 people tested positive for COVID-19 after traveling to Placer County for a youth basketball tournament in Rocklin.
<https://www.abc10.com/article/news/local/rocklin/at-least-77-people-test-positive-for-coronavirus-after-youth-basketball-tournaments/103-5eea3c86-a529-46ec-a5b2-cd5793c5f9ff>

COVID-19 outbreak hits Fort Collins homeless shelter with 54 cases

- Fort Collins Rescue Mission's temporary homeless shelter at Blue Spruce Drive is experiencing an active COVID-19 outbreak, with 54 cases now confirmed among overnight guests and staff. The outbreak, which is expected to grow in numbers as more testing is conducted this week.
<https://www.coloradoan.com/story/news/2020/12/09/covid-19-outbreak-hits-fort-collins-homeless-shelter-54-cases/3864230001/>

California again shatters single-day coronavirus case record: more than 42,000 cases

First vaccine doses arrive in California

- A Los Angeles Times county-by-county tally tallied 42,129 coronavirus cases across the state Monday. That's the first time more than 40,000 cases have been reported by the state's local health agencies in a single day.
<https://www.latimes.com/california/story/2020-12-14/california-again-shatters-single-day-coronavirus-case-record-more-than-42-000-cases>

RELATED

Riverside County reports 6,741 coronavirus cases, 13 additional deaths Monday

<https://www.desertsun.com/story/news/health/2020/12/14/riverside-county-reports-6-741-coronavirus-cases-13-new-deaths/6549403002/>

Riverside County At 0% ICU Bed Capacity As Nurses' Strike Looms

- As coronavirus hospitalizations mount in Riverside County and intensive care unit beds are at zero capacity, unionized registered nurses and licensed medical professionals at three Southland hospitals — including Riverside Community Hospital — have called a 10-day unfair labor practice strike.
- According to a statement Monday from the registered nurse union SEIU Local RN121, the workers plan to strike from December 24 through January 3 at Riverside Community Hospital in Riverside, Los Robles Regional Medical Center in Thousand Oaks and West Hills Hospital & Medical Center in West Hills.
- Union members gave the hospitals a 10-day advance notice Monday in order to allow the employers ample time to bring in temporary replacement staff, according to SEIU Local RN121.
- All three hospitals are Hospital Corporation of America facilities. Safety, staffing and workload issues impacting safety are the employees' major concerns, according to the union.
https://patch.com/california/lakeelsinore-wildomar/s/hcm33/riverside-county-at-0-icu-bed-capacity-as-nurses-strike-looms?utm_term=article-slot-1&utm_source=newsletter-daily&utm_medium=email&utm_campaign=newsletter



U.S. Data

https://covid.cdc.gov/covid-data-tracker/#cases_casesper100klast7days

United States COVID-19 Cases and Deaths by State

Reported to the CDC since January 21, 2020

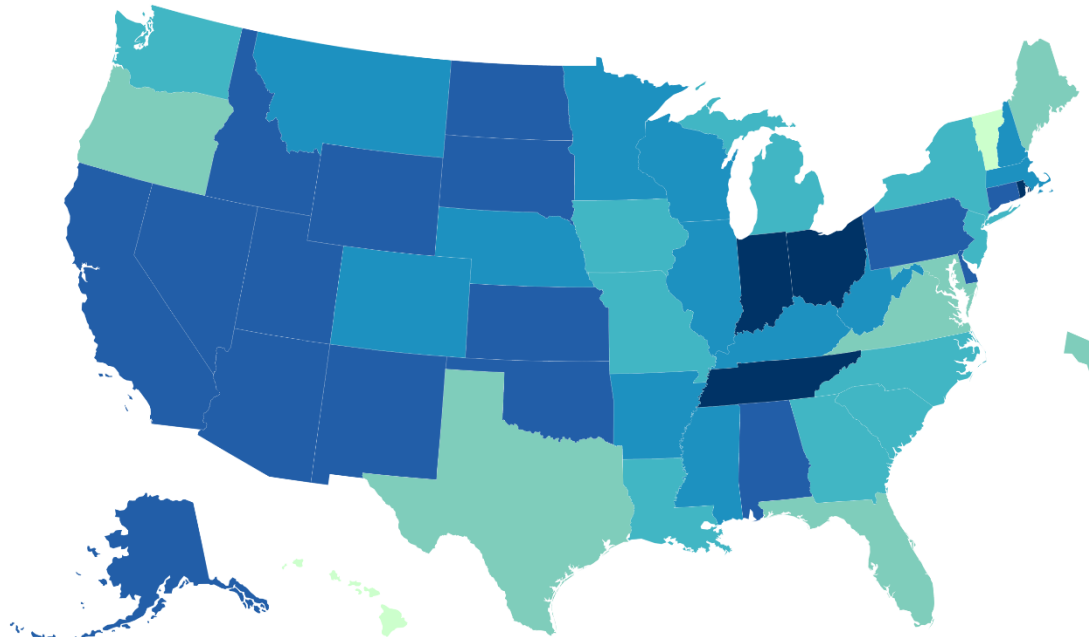


View:
 Cases
 Deaths


Time period:
 Last 7 Days
 Since Jan 21, 2020

Metric:
 Count
 Rate per 100,000

US COVID-19 Average Daily Case Rate in Last 7 Days, by State/Territory (cases per 100K)



Territories



Average Daily Cases per 100,000 in Last 7 Days



United States COVID-19 Cases and Deaths by State

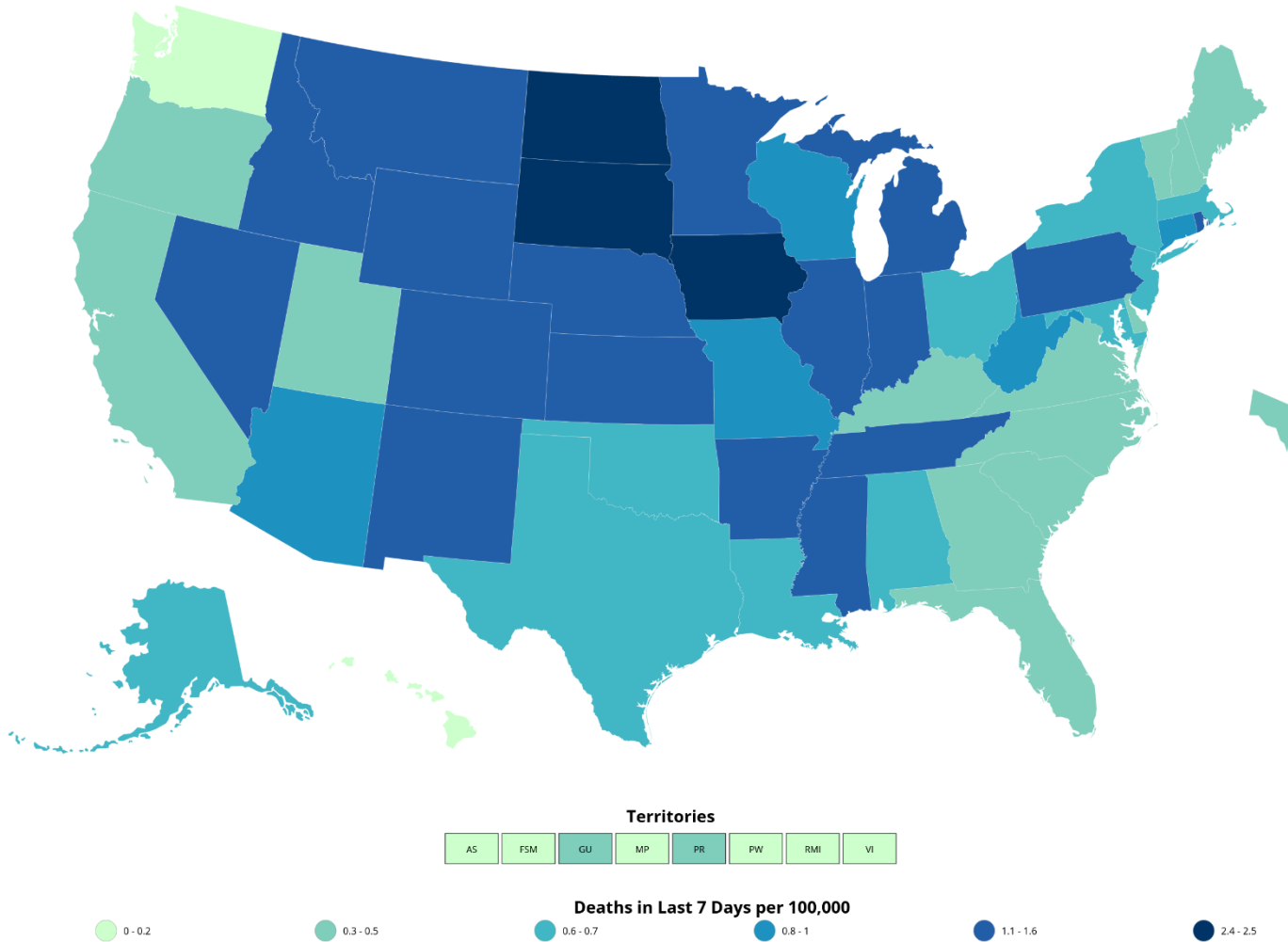
Reported to the CDC since January 21, 2020

TOTAL CASES 16,113,148 +181,032 New Cases	DEATHS IN LAST 7 DAYS PER 100K 0.8	TOTAL DEATHS 298,266 +1,448 New Deaths
---	---	--

CDC | Updated: Dec 14 2020 12:16PM

View: Cases Deaths
Time period: Last 7 Days Since Jan 21, 2020
Metric: Count Rate per 100,000

US COVID-19 Death Rate Reported to the CDC in the Last 7 Days, by State/Territory (deaths per 100K)



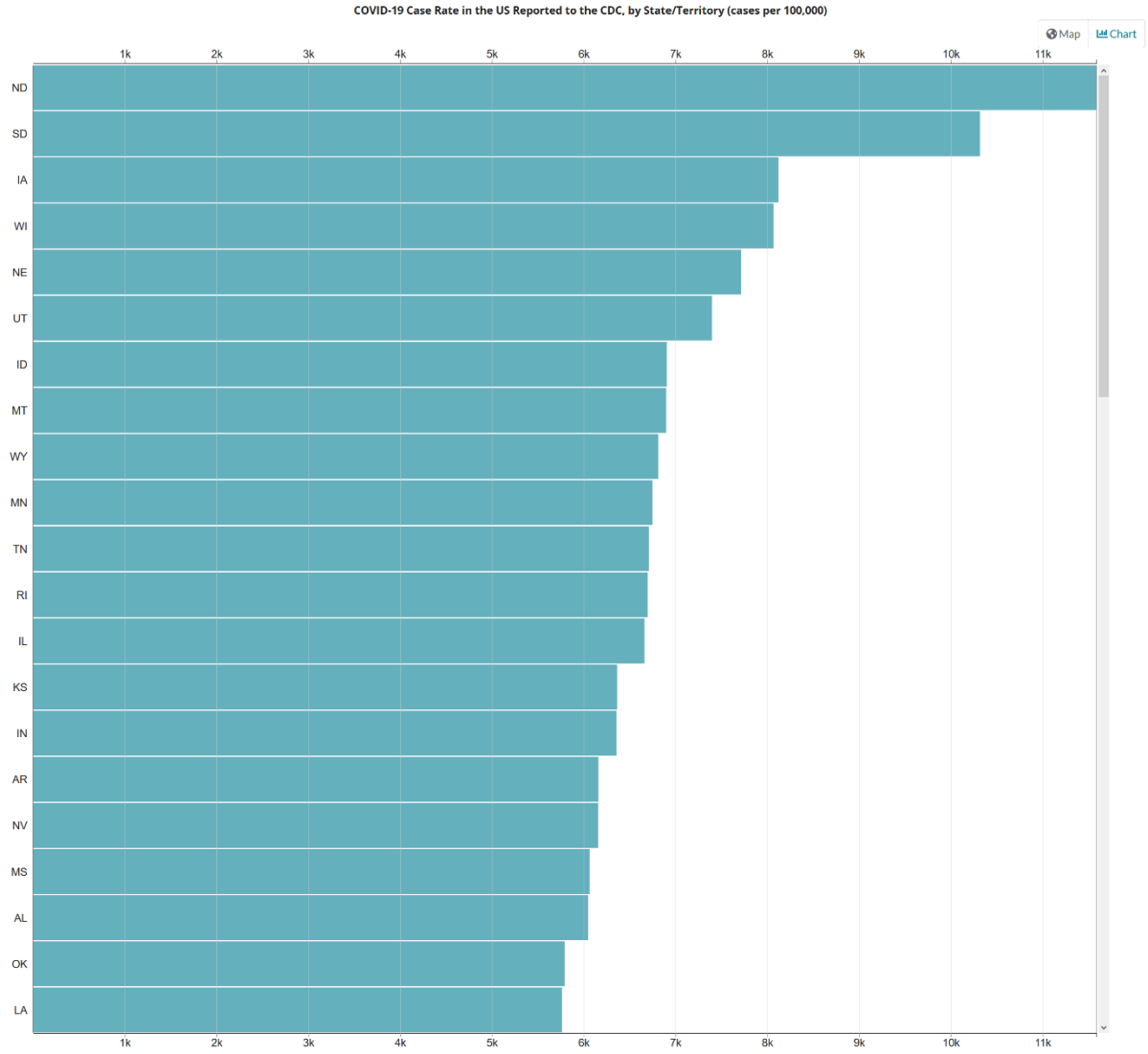
United States COVID-19 Cases and Deaths by State

Reported to the CDC since January 21, 2020

<p>TOTAL CASES</p> <p>16,113,148</p> <p>+181,032 New Cases</p>	<p>CASES PER 100,000 PEOPLE</p> <p>4,925</p>	<p>TOTAL DEATHS</p> <p>298,266</p> <p>+1,448 New Deaths</p>
--	--	---

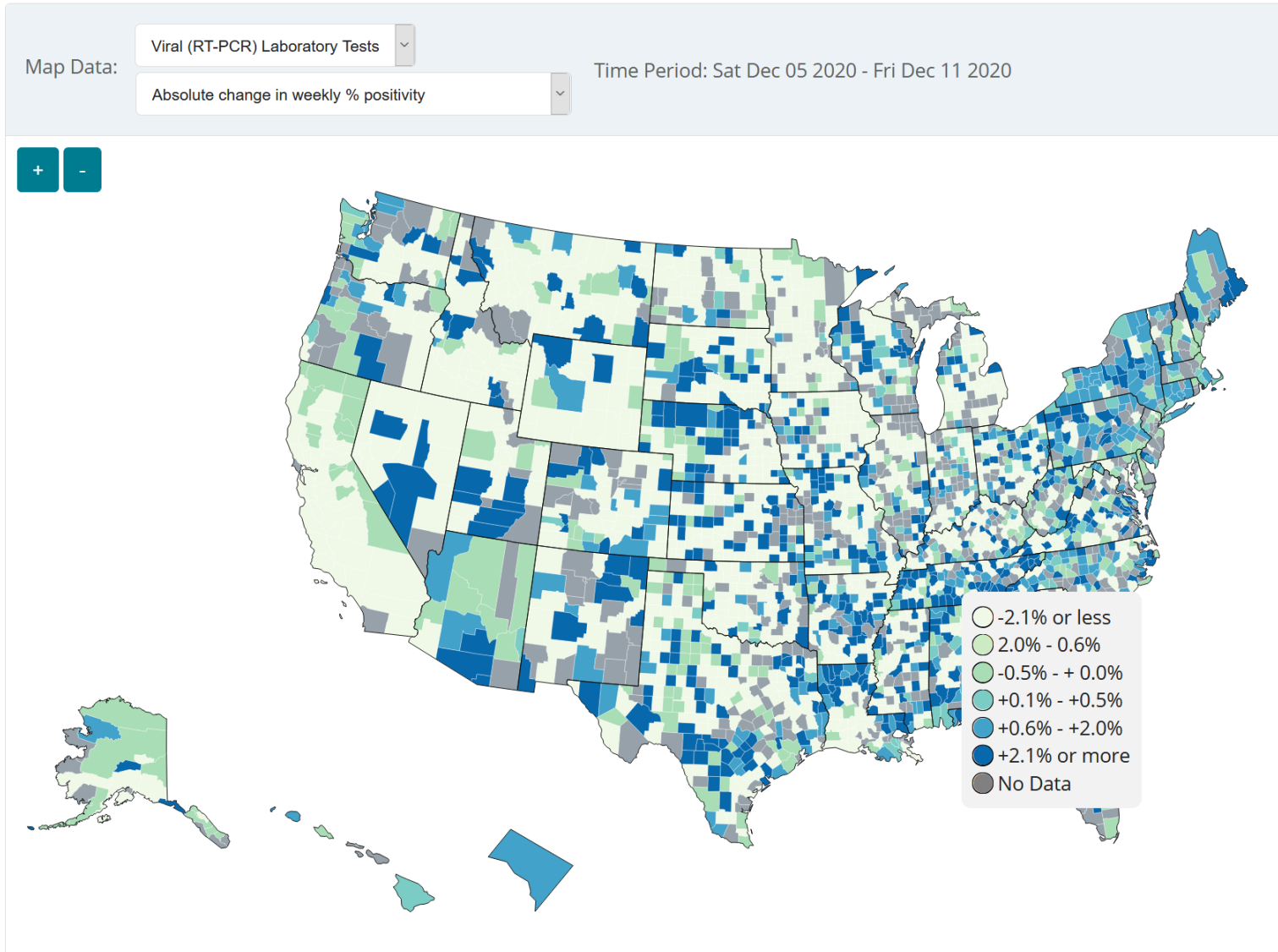
CDC | Updated: Dec 14 2020 12:16PM

View: Cases Deaths
Time period: Last 7 Days Since Jan 21, 2020
Metric: Count Rate per 100,000



[View Historic Case and Death Data](#) [Download Chart](#)

COVID-19 Integrated County View



What's new - CDC updates on Coronavirus Disease 2019

<https://www.cdc.gov/coronavirus/2019-ncov/whats-new-all.html>

- [EARLY RELEASE: Factors Associated with Positive SARS-CoV-2 Test Results in Outpatient Health Facilities and Emergency Departments Among Children and Adolescents Aged <18 Years - Mississippi, September-November 2020](#) Tuesday, December 15, 2020
- [The Importance of COVID-19 Vaccination for Healthcare Personnel](#) Tuesday, December 15, 2020
- [10 Things Healthcare Professionals Need to Know about U.S. COVID-19 Vaccination Plans](#) Tuesday, December 15, 2020
- [Operational Considerations for Schools](#) Tuesday, December 15, 2020
- [How to Select, Wear, and Clean Your Mask](#) Tuesday, December 15, 2020
- [Employees: How to Cope with Job Stress and Build Resilience During the COVID-19 Pandemic](#) Tuesday, December 15, 2020
- [Road Travel Toolkit for Transportation Partners](#) Tuesday, December 15, 2020
- [Cases in the U.S.](#) Monday, December 14, 2020
- [When Vaccine is Limited, Who Gets Vaccinated First?](#) Monday, December 14, 2020
- [What to Expect after Getting a COVID-19 Vaccine](#) Monday, December 14, 2020
- [Resources for Community Health Workers, Community Health Representatives, and Promotores de la Salud](#) Monday, December 14, 2020
- [Providing Spiritual and Psychosocial Support to People with COVID-19 at Home \(Non-US Settings\)](#) Monday, December 14, 2020
- [Vaccines](#) Monday, December 14, 2020
- [Screening K-12 Students for Symptoms of COVID-19: Limitations and Considerations](#) Monday, December 14, 2020
- [Recommendations for Tribal Ceremonies and Gatherings During the COVID-19 Outbreak](#) Monday, December 14, 2020
- [Considerations for Communities of Faith](#) Monday, December 14, 2020
- [COVID-19 Travel Recommendations by Country](#) Monday, December 14, 2020
- [EARLY RELEASE: The Advisory Committee on Immunization Practices' Interim Recommendation for Use of Pfizer-BioNTech COVID-19 Vaccine - United States, December 2020](#) Sunday, December 13, 2020
- [Cases in the U.S.](#) Sunday, December 13, 2020
- [Media Statement from CDC Director Robert R. Redfield on Signing the Advisory Committee on Immunization Practices' recommendation to use Pfizer's COVID-19 vaccine in people 16 and older](#) Sunday, December 13, 2020
- [The Importance of COVID-19 Vaccination for Healthcare Personnel](#) Sunday, December 13, 2020
- [When Vaccine is Limited, Who Gets Vaccinated First?](#) Sunday, December 13, 2020
- [What to Expect at Your Appointment to Get Vaccinated for COVID-19](#) Sunday, December 13, 2020
- [Importance of COVID-19 Vaccination for Residents of Long-term Care Facilities](#) Sunday, December 13, 2020
- [Post Vaccine Considerations for Healthcare Personnel](#) Sunday, December 13, 2020
- [Post Vaccine Considerations for Residents](#) Sunday, December 13, 2020
- [Different COVID-19 Vaccines](#) Sunday, December 13, 2020
- [10 Things Healthcare Professionals Need to Know about U.S. COVID-19 Vaccination Plans](#) Sunday, December 13, 2020
- [Frequently Asked Questions about COVID-19 Vaccination](#) Sunday, December 13, 2020



California Takes Action to Combat COVID-19

<https://www.gov.ca.gov/california-takes-action-to-combat-covid-19/>

State Data

<https://covid19.ca.gov/>
<https://update.covid19.ca.gov/#top>
<https://www.cdph.ca.gov/Programs/CID/DCDC/Pages/Immunization/ncov2019.aspx#>

“Safer Economy Blueprint”

<https://covid19.ca.gov/safer-economy>

Blueprint for a Safer Economy – COVID-19 and Equity

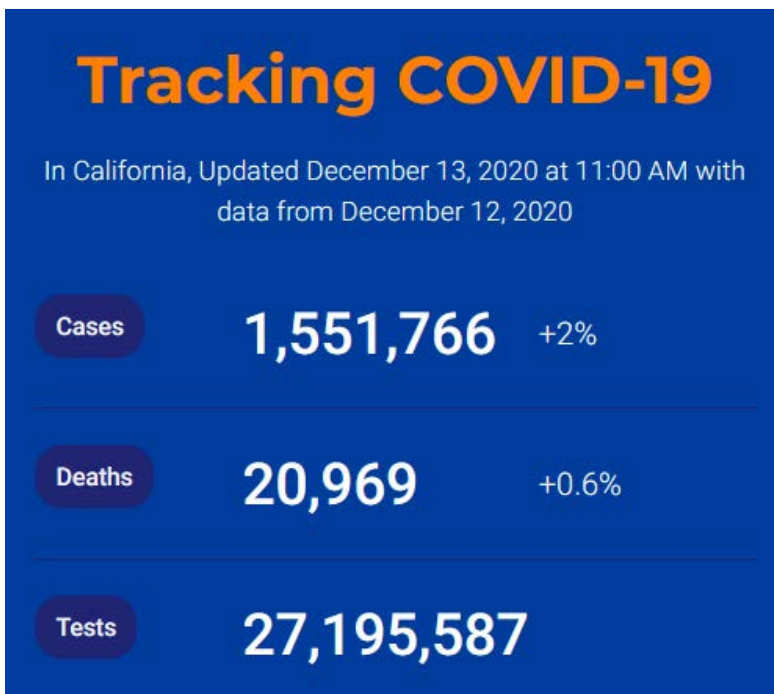
<https://www.cdph.ca.gov/Programs/CID/DCDC/Pages/COVID-19/CaliforniaHealthEquityMetric.aspx>
<https://covid19.healthyplacesindex.org/>
<https://map.healthyplacesindex.org/>

Statewide industry guidance to reduce risk

<https://covid19.ca.gov/industry-guidance/#top>
<https://www.cdph.ca.gov/Programs/CID/DCDC/Pages/Guidance.aspx>

Data models

<https://covid19.ca.gov/data-and-tools/>



Office of Governor
GAVIN NEWSOM

Press Releases, Executive Orders, Media Advisories, Proclamations, and “On the Record” Column

<https://www.gov.ca.gov/newsroom/>

California COVID-19 By the Numbers

December 13, 2020

Numbers as of December 12, 2020

COVID-19 Cases

1,551,766 (+30,334)

Fatalities

20,969 (+122)

Ages of Confirmed Cases

179,873	921,022	290,746	158,920	1,205
0-17	18-49	50-64	65+	Unknown/Missing

Gender of Confirmed Cases

785,571	748,541	17,654
Female	Male	Unknown/Missing

Hospitalizations

Confirmed COVID-19		Suspected COVID-19	
13,047	2,820	913	117
Hospitalized	in ICU	Hospitalized	in ICU

Your actions save lives.
covid19.ca.gov



Regions

The state released a map of the five regions being measured. When a region first falls below 15% ICU bed availability, the Regional Stay Home Order goes into effect there the next evening at 11:59 PM.

- **Northern California:** Del Norte, Glenn, Humboldt, Lake, Lassen, Mendocino, Modoc, Shasta, Siskiyou, Tehama, Trinity
- **Bay Area:** Alameda, Contra Costa, Marin, Monterey, Napa, San Francisco, San Mateo, Santa Clara, Santa Cruz, Solano, Sonoma

- **Greater Sacramento:** Alpine, Amador, Butte, Colusa, El Dorado, Nevada, Placer, Plumas, Sacramento, Sierra, Sutter, Yolo, Yuba
- **San Joaquin Valley:** Calaveras, Fresno, Kern, Kings, Madera, Mariposa, Merced, San Benito, San Joaquin, Stanislaus, Tulare, Tuolumne
- **Southern California:** Imperial, Inyo, Los Angeles, Mono, Orange, Riverside, San Bernardino, San Diego, San Luis Obispo, Santa Barbara, Ventura

Click map to see current ICU bed availability:




Last Updated 12/14/2020

STATEWIDE METRICS

34.0 New COVID-19 positive cases per day per 100K

8.4% Positivity rate (7-day average)

6.5% ICU availability

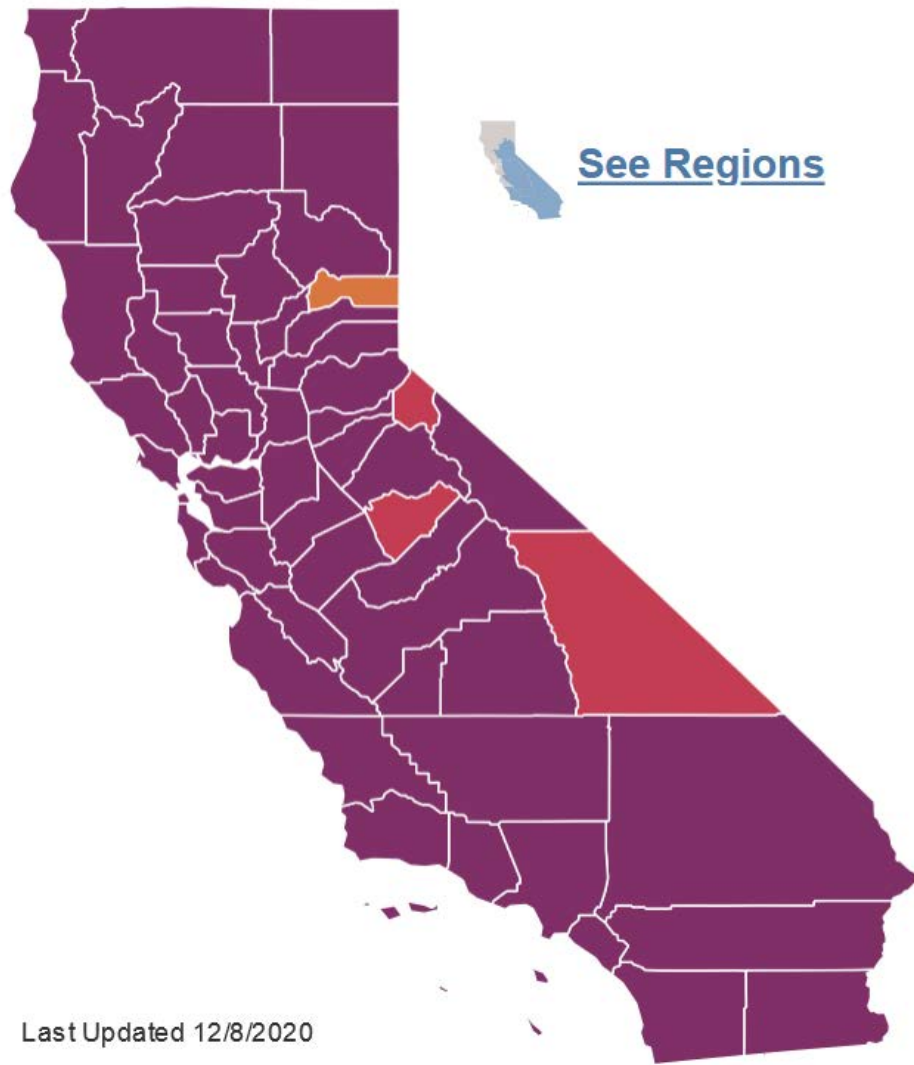
 Click on the map for updated metrics

REGIONAL STAY HOME ORDERS

	Regions	Counties	Population	
Yes	3	36	30,896,229	 77.0%
No	2	22	9,232,931	 23.0%

Southern California Region
2.7% ICU availability
Regional Stay Home Order
effective 12/6/2020 11:59 PM

[See County Tiers](#)



[See Regions](#)

Last Updated 12/8/2020

Measure*	Higher Risk → Lower Risk of Community Disease Transmission			
	Widespread Tier 1	Substantial Tier 2	Moderate Tier 3	Minimal Tier 4
Adjusted Case Rate for Tier Assignment** (Rate per 100,000 excluding prison cases, 7 day average with 7 day lag)	>7	4-7	1-3.9	<1
Testing Positivity*** (Excluding prison cases, 7 day average with 7 day lag)	>8%	5-8%	2.4.9%	<2%



Guidance Documents: Coronavirus Disease 2019 (COVID-19)

<https://www.cdph.ca.gov/Programs/CID/DCDC/Pages/Guidance.aspx>

- [Outdoor and Indoor Youth and Recreational Adult Sports Youth and Recreational Adult Sports](#) 12/14/2020
- [COVID-19 Quarantine Guidance](#) 12/14/2020
- [AB 685 COVID-19 Workplace Outbreak Reporting Requirements for Local Public Health Departments](#) 12/10/2020
- [Health Alert for Individuals with Chronic Conditions in California Disproportionately Impacted by COVID-19](#) 12/11/2020
- [Allocation and Distribution Strategy for Monoclonal Antibodies](#) 12/9/2020
- [Blueprint for a Safer Economy](#) 12/08/2020
 - [Proyecto para una economía más segura](#) 12/13/2020
- [Regional Stay At Home Order](#) 12/03/2020
 - [Supplement to Regional Stay At Home Order](#) 12/06/2020
- [Limited Stay At Home Order](#) 11/19/2020
 - [Limited Stay At Home Order](#) FAQ 11/19/2020
- [Guidance for the Prevention of COVID-19 Transmission for Gatherings](#) 11/13/2020
 - [Guía para reuniones privadas](#) 11/13/2020
- [Travel Advisory](#) 11/13/2020
 - [Aviso de Seguridad para Viajeros](#) 11/13/2020

CDPH News Releases 2020

<https://www.cdph.ca.gov/Programs/OPA/Pages/New-Release-2020.aspx>

[California Department of Public Health Updates Guidance for Youth and Recreational Adult Sports](#)

December 14, 2020 - The California Department of Public Health (CDPH) today released [updated guidance for youth and recreational adult sports](#).

[State Officials Announce Latest COVID-19 Facts](#)

December 14, 2020 - The California Department of Public Health (CDPH) today announced the most recent statistics on COVID-19, including data on intensive care unit (ICU) capacity across the state.

[State Officials Announce Latest COVID-19 Facts](#)

December 13, 2020 - The California Department of Public Health (CDPH) today announced the most recent statistics on COVID-19, including data on intensive care unit (ICU) capacity across the state.

[State Officials Announce Latest COVID-19 Facts](#)

December 12, 2020 - The California Department of Public Health (CDPH) today announced the most recent statistics on COVID-19, including data on intensive care unit (ICU) capacity across the state.

[Protect Yourself and Family by Getting a Flu Shot](#)

December 11, 2020 - The California Department of Public Health (CDPH) is urging Californians to get the influenza (flu) vaccine to protect your health, and the health of others, during this flu season.



Riverside County Data

<https://www.rivcoph.org/coronavirus>

RUHS Public Health News:

- Data glitch prevents reporting of coronavirus cases for cities and zip codes on RUHS-Public Health website [English](#) / [Spanish](#)- December 15, 2020
- Updated chart provides a closer look at significant programs to help our residents, workers and businesses during the pandemic [English](#) / [Spanish](#)- December 11, 2020
- [Governor issues Stay-at-Home order for Southern California region for at least three weeks](#) - December 5, 2020
- [COVID-19 Vaccination Phases](#) - November 23, 2020
- Health officials urge Riverside County residents to keep holiday gatherings 'Smaller, Shorter, Safer' [English](#) / [Spanish](#)- October 29, 2020

Dashboard -Click [here](#) for more detailed city/community data and reports

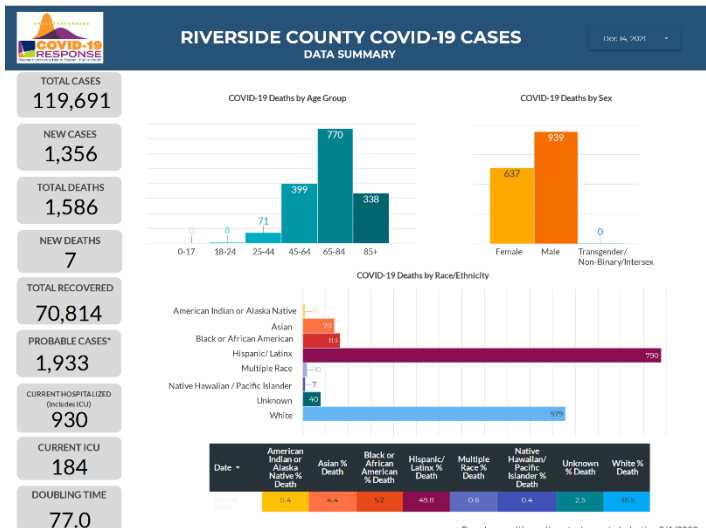
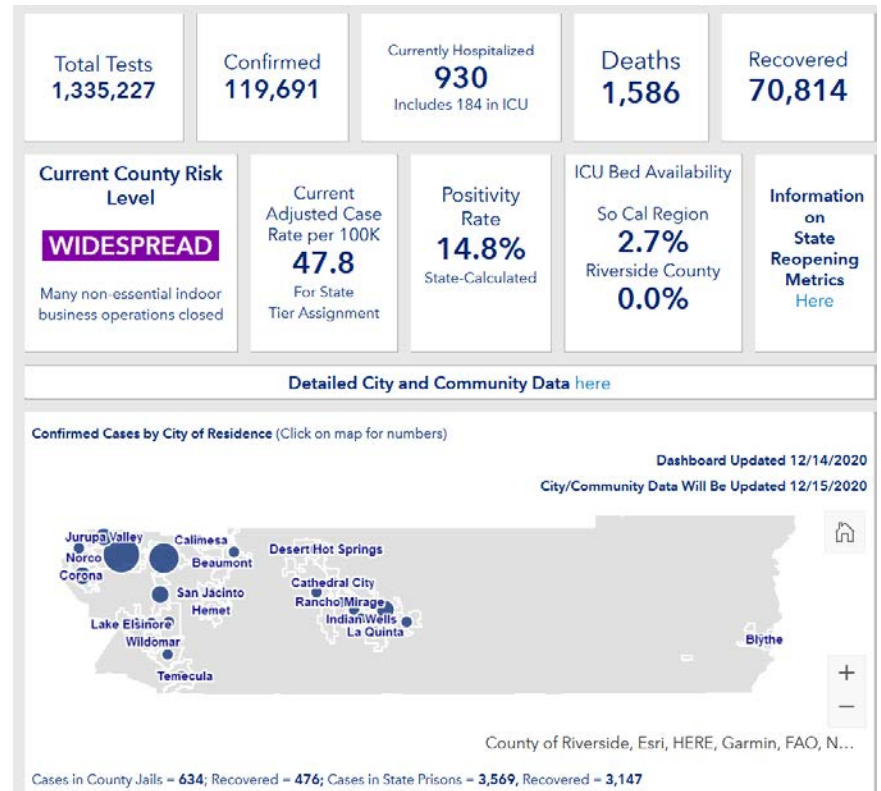
Need Food Access – Click [here](#)

Daily Epidemiology Summary updated 12-14-2020


https://www.rivcoph.org/Portals/0/Documents/CoronaVirus/December/Dashboard/2/Public%20Daily_COVID-19_Updates%2012.14.20.pdf?ver=2020-12-14-141846-977×tamp=1607984382655

Licensed Hospital/ICU Beds Utilization Trends updated 12-11-2020

https://www.rivcoph.org/Portals/0/Documents/CoronaVirus/December/Dashboard/2/EMD_COVID-19_Metrics_Public_Dashboard_12-11-2020.pdf?ver=2020-12-11-164128-493×tamp=1607733694798



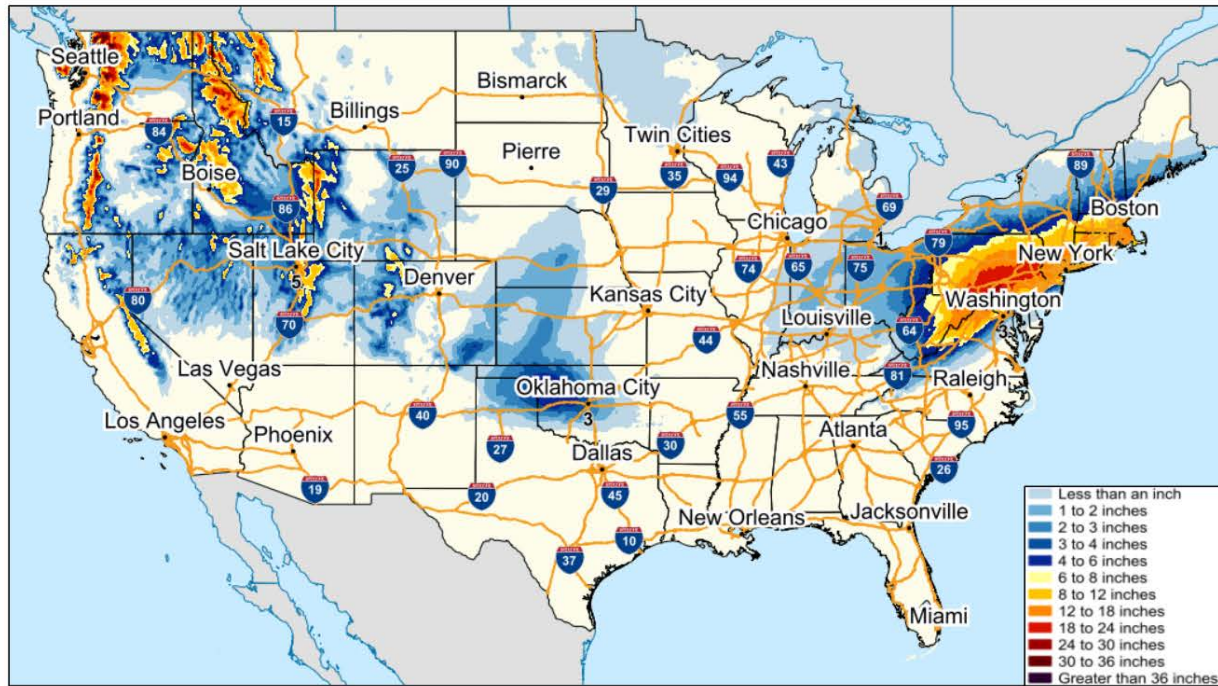
Weather

 National Weather Service San Diego, California		Weather Threats Outlook 12:00 PM PST Monday, December 14, 2020							
County	Zone	Mon 12/14	Tue 12/15	Wed 12/16	Thu 12/17	Fri 12/18	Sat 12/19	Sun 12/20	
San Diego	Beach/Marine	Coastal Flooding (tides + surf)	Coastal Flooding (tides + surf)	AM Coastal Flooding (tides + surf)	Breezy Outer Waters	None	None	None	
	Coast	None	None	None	Isolated Showers Late	None	None	None	
	Valleys	None	None	None	Isolated Showers Late	None	Fire Weather	Fire Weather	
	Mountains	Breezy	Fire Weather Breezy	Fire Weather	Breezy	Fire Weather Breezy	Fire Weather Breezy	Fire Weather	
	Deserts	None	None	None	Breezy	None	None	None	
Orange	Beach	Coastal Flooding (tides + surf)	Coastal Flooding (tides + surf)	AM Coastal Flooding (tides + surf)	None	None	None	None	
	Coast	None	None	None	Isolated Showers Late	None	None	None	
	Inland	None	None	None	Isolated Showers Late	None	Fire Weather	Fire Weather	
	Mountains	Breezy	Fire Weather Breezy	Fire Weather	Isolated Showers Late; Breezy	None	Fire Weather	Fire Weather	
Riverside	Inland Empire	None	Fire Weather	Fire Weather	Isolated Showers Late	Fire Weather	Fire Weather	Fire Weather	
	Mountains	Breezy	Fire Weather Breezy	Fire Weather	Breezy	Fire Weather Breezy	Fire Weather Breezy	Fire Weather	
	Desert	None	None	None	Breezy	None	None	None	
San Bernardino	Inland Empire	None	Fire Weather	Fire Weather	Isolated Showers Late	Fire Weather	Fire Weather	Fire Weather	
	Mountains	Breezy	Fire Weather Breezy	Fire Weather	Breezy	Fire Weather Breezy	Fire Weather Breezy	Fire Weather	
	Desert	Impact Threat Levels		None	Low	Medium	High	Extreme	None

Latest hazard threat table: <https://www.wrh.noaa.gov/sqj/event/dsstable.php>

<https://www.weather.gov/forecastpoints#>

Forecast Snowfall



FEMA

National Watch Center

Developing Winter Storms– Preparation

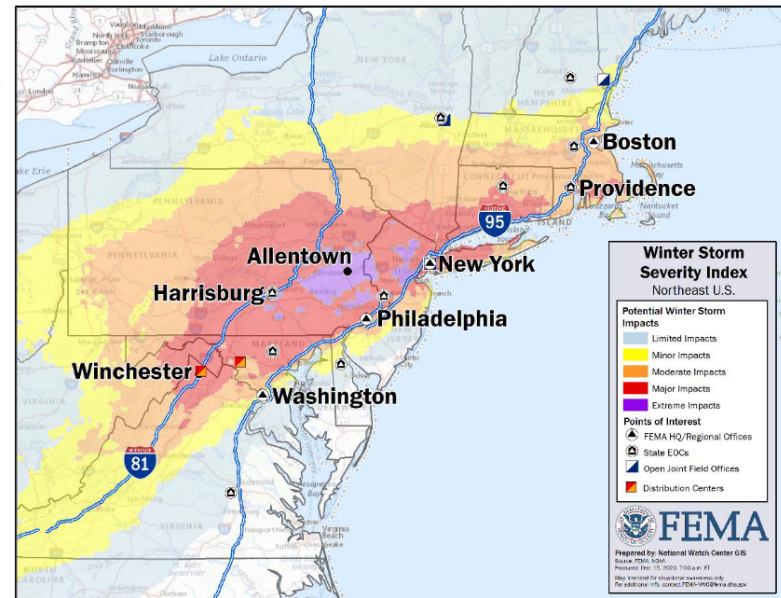
Situation: A major winter storm is forecast to impact portions of the Mid-Atlantic and New England beginning tomorrow. Power outages and travel disruptions will be possible across much of the Mid-Atlantic, southeastern New York, and southern New England.

State/Local Preparations:

- Region I
 - CT, ME, and NH EOCs are at Full Activation (COVID-19)
 - MA, RI, and VT EOCs are at Partial Activation (COVID-19)
- Region II: NY and NJ EOCs are at Partial Activation (COVID-19)
- Region III:
 - PA EOC is at Full Activation (COVID-19)
 - DC, DE, and VA EOC are at Partial Activation (COVID-19)
 - MD and WV EOCs are Monitoring (COVID-19)
- Region IV: NC and SC are at Partial Activation (COVID-19)

FEMA Response:

- NRCC at Level III (COVID-19); NWC is monitoring
- FEMA RI RRCC at Level II (COVID-19); Maynard MOC is monitoring
- FEMA RII and RIII RRCCs at Level III (COVID-19); RWCs are monitoring
- FEMA RIV RWC is monitoring



Population Size Potential Impact Areas:

- Extreme Impacts: 3.5 million
- Major Impacts: 30 million
- Moderate Impacts: 48.3 million

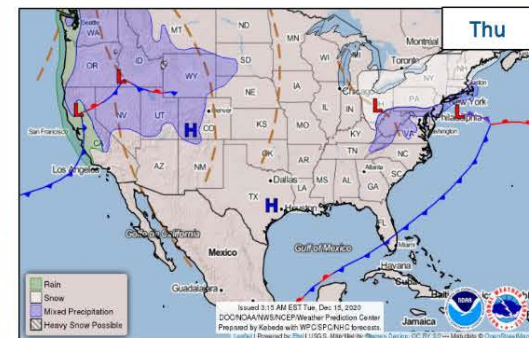
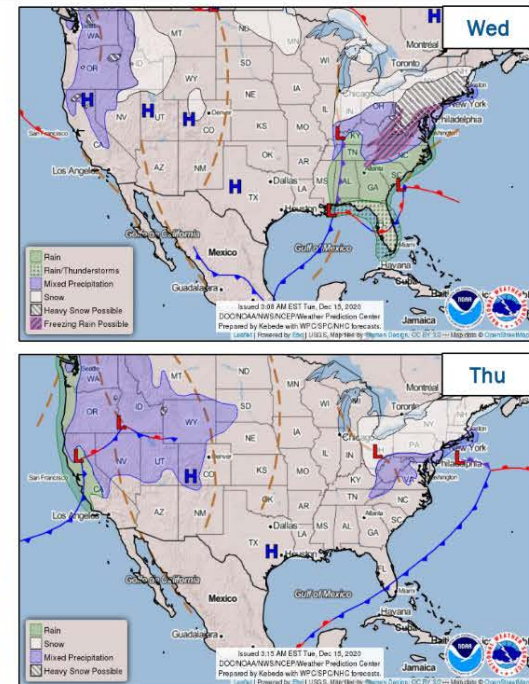
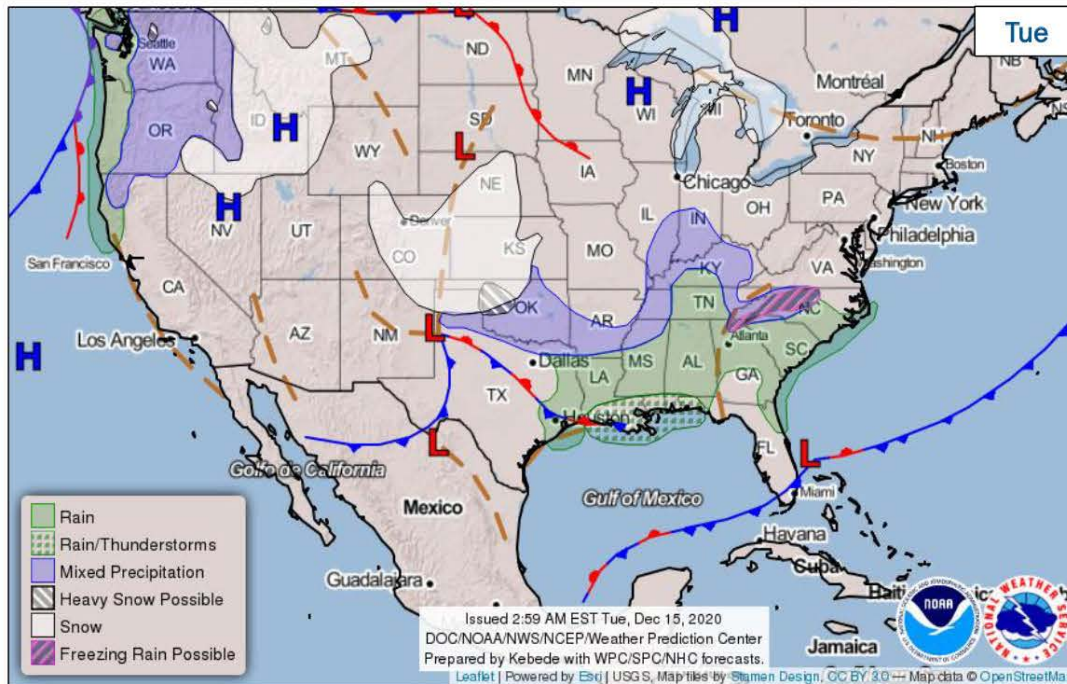
Moderate Impacts	Often threatening to life and property, some damage unavoidable. Typically results in disruptions to daily life.
Major Impacts	Extensive property damage likely, life saving actions needed. Will likely result in major disruptions to daily life.
Extreme Impacts	Extensive and widespread severe property damage, life saving actions will be needed. Results in extreme disruptions to daily life.

Source: NOAA



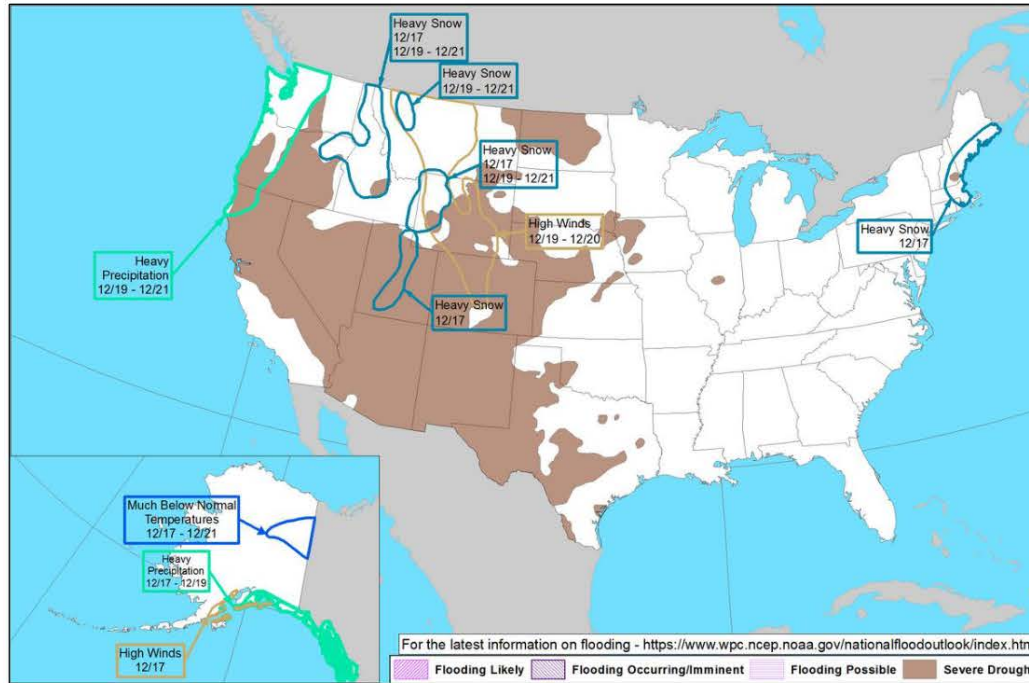
National Watch Center

National Weather Forecast



National Watch Center

Hazards Outlook – Dec 17-21



National Watch Center