



**\*\*Extraordinary Assumptions:** There are a lot of different data sources in this report not all of them match but aid to provide an overall picture of the current situation. COVID-19 Data Source Comparison - [https://covid-19.splunkforgood.com/covid\\_19\\_datasource\\_comparison](https://covid-19.splunkforgood.com/covid_19_datasource_comparison)

# Daily Situation Summary

## Monday, December 14, 2020

### As of 10:00 AM

#### COVID-19 by the Numbers

12/14/2020	Riverside	Imperial	Kern	Los Angeles*	Orange	San Bernardino	San Diego	San Luis Obispo	Santa Barbara	Ventura	Mono*	Inyo	California	United States	Global
Total Cases	118,335	18,947	48,194	504,317	100,468	125,741	104,958	7,462	13,174	25,955	631	380	1,551,766	16,113,148	71,051,805
New Cases	3,006	348	530	10,725	2,111	2,649	2,490	47	177	956	30	8	30,334	181,032	574,969
Total Cases Per Capita	4,965	10,513	5,458	4,994	3,175	5,888	3,178	2,651	2,969	3,060	4,452	2,101	3,964	4,875	923
New Cases Per Capita	126.13	193.10	60.02	106.21	66.72	124.05	75.39	16.70	39.89	112.72	211.66	44.24	77.48	54.77	7.47
Recovered	<a href="#">70,040</a>	<a href="#">15,905</a>	<a href="#">19,199</a>	<a href="#">Not Reported</a>	<a href="#">65,621</a>	<a href="#">107,990</a>	<a href="#">79,922</a>	<a href="#">6,209</a>	<a href="#">12,378</a>	<a href="#">18,979</a>	<a href="#">Not Reported</a>	<a href="#">290</a>	<a href="#">667,815</a>	<a href="#">9,747,443</a>	<a href="#">51,123,728</a>
Total Deaths	1,573	373	467	8,269	1,680	1,215	1,151	46	137	198	3	17	20,969	298,266	1,608,648
New Deaths	0	0	0	70	18	6	14	0	-3	0	0	0	122	1,448	8,726
Deaths Per Capita	66.00	206.97	52.88	81.89	53.09	56.90	34.85	16.34	30.87	23.35	21.17	94.00	53.56	90.23	20.90
Presumptive active cases	46,722	2,669	28,528		33,167	16,536	23,885	1,207	659	6,778		73	862,982	6,067,439	18,319,429
% of State's Cases	7.63%	1.22%	3.11%	32.50%	6.47%	8.10%	6.76%	0.48%	0.85%	1.67%	0.04%	0.02%	9.63%	22.68%	
Currently in Hospitals	996	135	282	4,568	1,307	1,322	1,037	28	79	184	1	1	13,960		
Total Hospital Beds	3,480	265	1,122	20,166	6,047	4,033	6,869	460	688	1,203	17	29	68,179		
Currently in ICU	169	32	62	883	284	249	265	7	20	60	0	2	2,820		
ICU Beds Available	39	2	18	392	98	62	193	23	45	31	2	2	1,440		
Case Fatality Rate	1.329%	1.969%	0.969%	1.640%	1.672%	0.966%	1.097%	0.616%	1.040%	0.763%	0.475%	4.474%	1.351%	1.851%	2.264%
Population*	2,383,286	180,216	883,053	10,098,052	3,164,182	2,135,413	3,302,833	281,455	443,738	848,112	14,174	18,085	39,148,760	330,544,225	7,695,773,000
% of Population	6.09%	0.46%	2.26%	25.79%	8.08%	5.45%	8.44%	0.72%	1.13%	2.17%	0.04%	0.05%	0.47%	0.2094%	

Sources: CDPH, WHO, CDC, Local County Data

The date for which case statistics and hospital data were reported. Hospital COVID data are self-reported through a portal managed by the California Hospital Association and pulled at 2pm. COVID case statistics are reported by local health departments to CalREDIE and are pulled at 2pm. Hospital data and case statistics are integrated by the California Department of Technology and made available through the Open Data Portal the following morning. CA Open Data Portal is at least 24 Hours behind although a backlog of new case reports at the State level has ostensibly been cleared, some County dashboards still contain notes that indicate data are missing. \*California-Demographics.com made by Cubit - a demographic data provider & census.gov

Presumptive active cases - A calculation (Total Cases - Recovered - Dead) (\* LA County does not report recovery rates)

#### News

More detail on page 2

#### US Data

More detail on page 3

#### State Data

More detail on page 6

#### Riverside County Data

More detail on page 10

#### Weather

More detail on page 11

#### Have a Happy Holiday Season Everyone!

More detail on page 12

**News** – The collection of news articles is related to COVID-19. The inclusion or order of articles is not intended to reflect their importance, nor is it intended to endorse the political viewpoints or affiliations included in news coverage.

### **New variant of Covid-19 identified in UK, minister says, as London heads back into strict lockdown**

- A new variant of Covid-19 has been identified in the southeast of England, UK Health Secretary Matt Hancock said Monday, as he announced that London would return to a strict lockdown this week, after coronavirus cases there soared.
- "Over the last few days, thanks to our world-class genomic capability in the UK, we have identified a new variant of coronavirus, which may be associated with the faster spread in the southeast of England," Hancock said in Parliament.
- He said that more than 1,000 cases with this variant had been identified, predominantly in the south of England, and that "numbers are increasing rapidly."
- He said similar variants had been identified in other countries in recent months, and that the UK had notified the World Health Organization about the new variant as expert analysis continues.

<https://www.cnn.com/2020/12/14/uk/london-covid-tier-uk-new-coronavirus-variant-gbr-intl/index.html>

### **New Zealand and Australia agree on quarantine-free travel bubble**

- The country's Prime Minister Jacinda Ardern said trips under the agreement could begin early next year.
- However, the much-anticipated deal will depend on the Covid-19 situation in both countries remaining as it is now.
- Travellers from New Zealand have been allowed to enter most Australian states without quarantine since October.
- So far though, this has been a one-way agreement - meaning they must do 14 days of managed isolation on their return to New Zealand, and Australians are not allowed into New Zealand at all, unless they have an exemption.

<https://www.bbc.com/news/world-asia-55298324>

### **US administers 1st doses of Pfizer coronavirus vaccine**

- The rollout of the first coronavirus vaccine began Monday morning as the first doses of the Pfizer medication was administered to health care workers and nursing home staffers.
- A critical care nurse from Northwell Long Island Jewish Medical Center was vaccinated at 9:23 a.m. during a livestreamed event with New York Gov. Andrew Cuomo. "You didn't flinch," Cuomo said.

<https://abcnews.go.com/US/us-administer-1st-doses-pfizer-coronavirus-vaccine/story?id=74703018>

RELATED

### **First vaccine doses arrive in California**

- The first 327,000 doses of the Pfizer COVID-19 vaccine arrived in California Sunday night

<https://www.mercurynews.com/2020/12/14/coronavirus-first-vaccine-doses-arrive-in-california/>

### **Facing COVID overflow, staff shortage, Apple Valley hospital pleads with public to help**

- With zero percent hospital capacity left, a main lobby turned into a COVID-19 unit and a shortage of healthcare workers who are suffering from illnesses and burnout, Providence St. Mary Medical Center officials are now pleading with local residents to follow coronavirus protocol.

[https://www.vvdailypress.com/story/news/2020/12/13/facing-covid-overflow-staff-shortage-apple-valley-hospital-pleads-public-help/3866277001/?fbclid=IwAR2QprJverg3CcQN7Y0\\_nEZAD1Jemvzky3fNVmVypfUDque8tjppOuvhR98](https://www.vvdailypress.com/story/news/2020/12/13/facing-covid-overflow-staff-shortage-apple-valley-hospital-pleads-public-help/3866277001/?fbclid=IwAR2QprJverg3CcQN7Y0_nEZAD1Jemvzky3fNVmVypfUDque8tjppOuvhR98)



# U.S. Data

[https://covid.cdc.gov/covid-data-tracker/#cases\\_casesper100klast7days](https://covid.cdc.gov/covid-data-tracker/#cases_casesper100klast7days)

## United States COVID-19 Cases and Deaths by State

Reported to the CDC since January 21, 2020



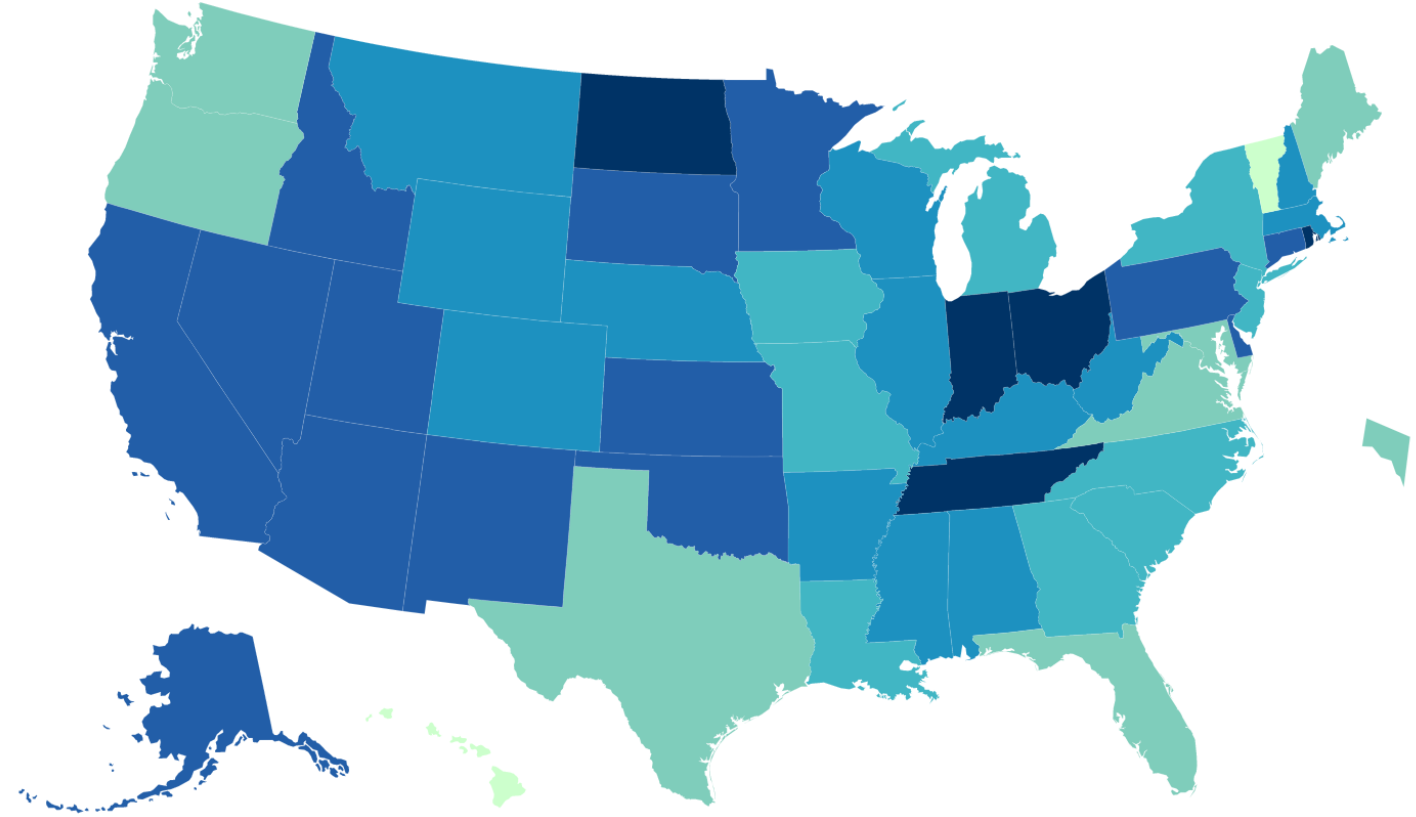
CDC | Updated: Dec 13 2020 12:17PM

View:  Cases  Deaths

Time period:  Last 7 Days  Since Jan 21, 2020

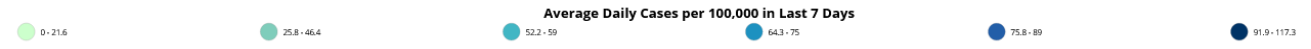
Metric:  Count  Rate per 100,000

US COVID-19 Average Daily Case Rate in Last 7 Days, by State/Territory (cases per 100K)

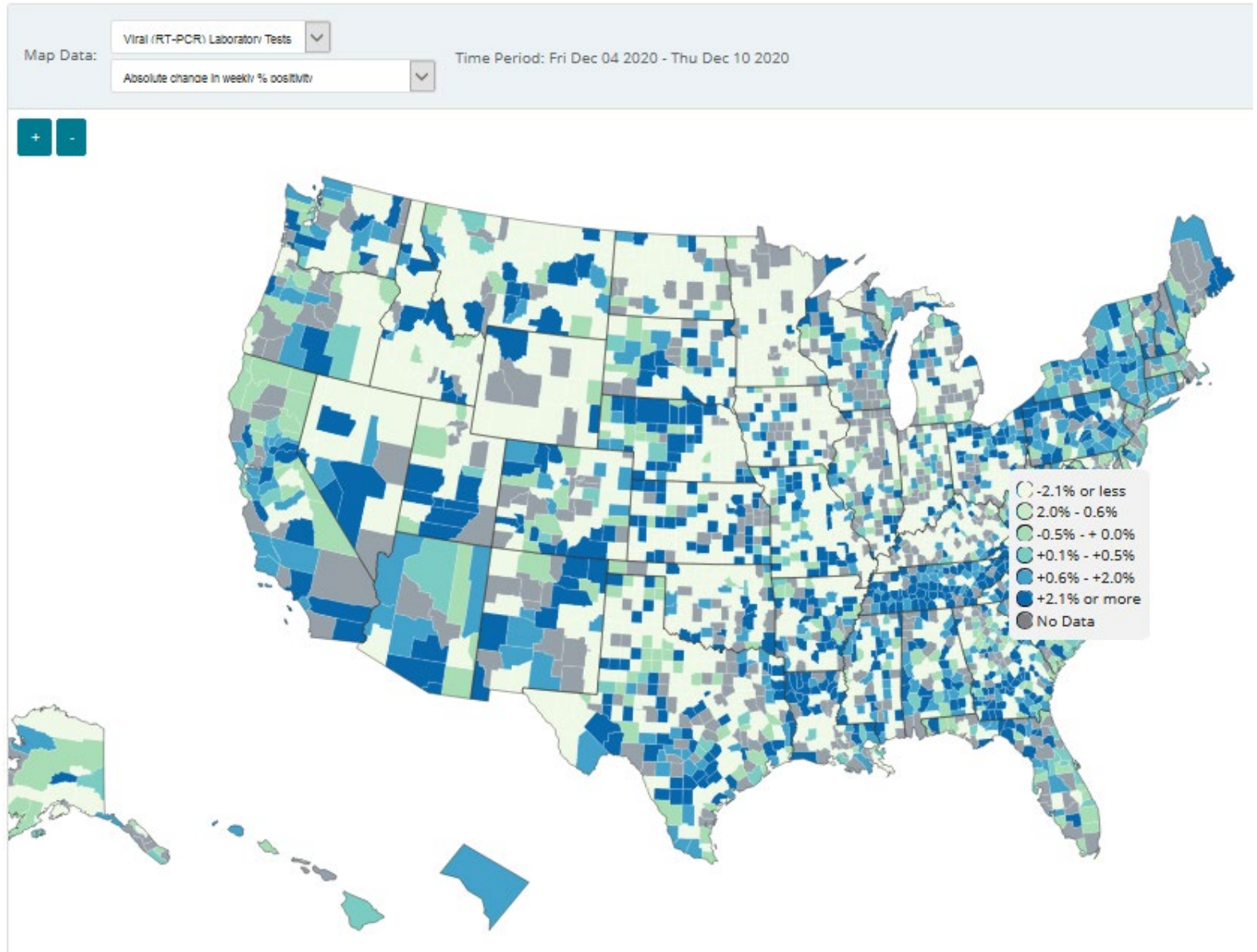


**Territories**

AS	FSM	GU	MP	PR	PW	RMI	VI
----	-----	----	----	----	----	-----	----



# COVID-19 Integrated County View



## What's new - CDC updates on Coronavirus Disease 2019

<https://www.cdc.gov/coronavirus/2019-ncov/whats-new-all.html>

- [Screening K-12 Students for Symptoms of COVID-19: Limitations and Considerations](#) Monday, December 14, 2020
- [Recommendations for Tribal Ceremonies and Gatherings During the COVID-19 Outbreak](#) Monday, December 14, 2020
- [Considerations for Communities of Faith](#) Monday, December 14, 2020
- [COVID-19 Travel Recommendations by Country](#) Monday, December 14, 2020
- [EARLY RELEASE: The Advisory Committee on Immunization Practices' Interim Recommendation for Use of Pfizer-BioNTech COVID-19 Vaccine - United States, December 2020](#) Sunday, December 13, 2020
- [Cases in the U.S.](#) Sunday, December 13, 2020
- [Media Statement from CDC Director Robert R. Redfield on Signing the Advisory Committee on Immunization Practices' recommendation to use Pfizer's COVID-19 vaccine in people 16 and older](#) Sunday, December 13, 2020
- [The Importance of COVID-19 Vaccination for Healthcare Personnel](#) Sunday, December 13, 2020
- [When Vaccine is Limited, Who Gets Vaccinated First?](#) Sunday, December 13, 2020
- [What to Expect at Your Appointment to Get Vaccinated for COVID-19](#) Sunday, December 13, 2020
- [Importance of COVID-19 Vaccination for Residents of Long-term Care Facilities](#) Sunday, December 13, 2020
- [Post Vaccine Considerations for Healthcare Personnel](#) Sunday, December 13, 2020
- [Post Vaccine Considerations for Residents](#) Sunday, December 13, 2020
- [Different COVID-19 Vaccines](#) Sunday, December 13, 2020
- [10 Things Healthcare Professionals Need to Know about U.S. COVID-19 Vaccination Plans](#) Sunday, December 13, 2020
- [Frequently Asked Questions about COVID-19 Vaccination](#) Sunday, December 13, 2020
- [Vaccines](#) Sunday, December 13, 2020
- [How CDC Is Making COVID-19 Vaccine Recommendations](#) Sunday, December 13, 2020
- [8 Things to Know about Vaccine Planning](#) Sunday, December 13, 2020
- [Nursing Homes and Long-Term Care Facilities](#) Sunday, December 13, 2020
- [Older Adults](#) Sunday, December 13, 2020
- [Information for Healthcare Professionals about Coronavirus \(COVID-19\)](#) Sunday, December 13, 2020
- [What to Expect after Getting a COVID-19 Vaccine](#) Saturday, December 12, 2020
- [Crew Disembarkations through Commercial Travel](#) Saturday, December 12, 2020
- [Staffing Resources](#) Saturday, December 12, 2020
- [EARLY RELEASE: Estimated Resource Costs for Implementation of CDC's Recommended COVID-19 Mitigation Strategies in Pre-Kindergarten through Grade 12 Public Schools - United States, 2020-21 School Year](#) Friday, December 11, 2020
- [Winter Holidays](#) Friday, December 11, 2020
- [Toolkit for Shared and Congregate Housing](#) Friday, December 11, 2020
- [COVID-19 Contact Tracing Communications Toolkit for Health Departments](#) Friday, December 11, 2020
- [Contact Tracing Resources for Health Departments](#) Friday, December 11, 2020
- [Cases in the U.S.](#) Thursday, December 10, 2020
- [COVID-19 Mortality Among American Indian and Alaska Native Persons - 14 States, January-June 2020](#) Thursday, December 10, 2020



# California Takes Action to Combat COVID-19

<https://www.gov.ca.gov/california-takes-action-to-combat-covid-19/>

## State Data

<https://covid19.ca.gov/>  
<https://update.covid19.ca.gov/#top>  
<https://www.cdph.ca.gov/Programs/CID/DCDC/Pages/Immunization/ncov2019.aspx#>

## “Safer Economy Blueprint”

<https://covid19.ca.gov/safer-economy>

## Blueprint for a Safer Economy – COVID-19 and Equity

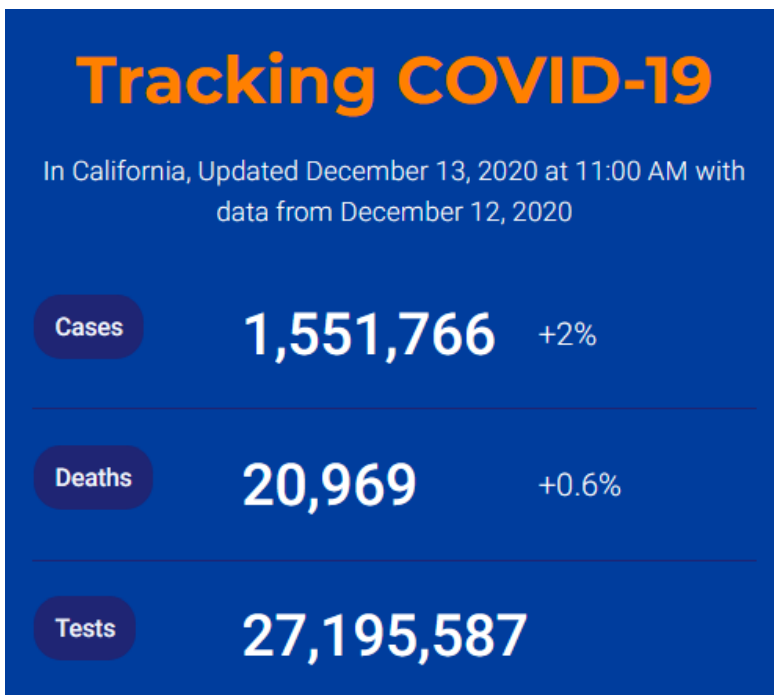
<https://www.cdph.ca.gov/Programs/CID/DCDC/Pages/COVID-19/CaliforniaHealthEquityMetric.aspx>  
<https://covid19.healthyplacesindex.org/>  
<https://map.healthyplacesindex.org/>

## Statewide industry guidance to reduce risk

<https://covid19.ca.gov/industry-guidance/#top>  
<https://www.cdph.ca.gov/Programs/CID/DCDC/Pages/Guidance.aspx>

## Data models

<https://covid19.ca.gov/data-and-tools/>



Office of Governor  
**GAVIN NEWSOM**

Press Releases, Executive Orders, Media Advisories, Proclamations, and “On the Record” Column

<https://www.gov.ca.gov/newsroom/>

## California COVID-19 By the Numbers

December 13, 2020

*Numbers as of December 12, 2020*

COVID-19 Cases

**1,551,766** (+30,334)

Fatalities

**20,969** (+122)

Ages of Confirmed Cases

<b>179,873</b>	<b>921,022</b>	<b>290,746</b>	<b>158,920</b>	<b>1,205</b>
0-17	18-49	50-64	65+	Unknown/Missing

Gender of Confirmed Cases

<b>785,571</b>	<b>748,541</b>	<b>17,654</b>
Female	Male	Unknown/Missing

Hospitalizations

Confirmed COVID-19		Suspected COVID-19	
<b>13,047</b>	<b>2,820</b>	<b>913</b>	<b>117</b>
Hospitalized	in ICU	Hospitalized	in ICU

Your actions save lives.  
[covid19.ca.gov](https://covid19.ca.gov)



## Regions

The state released a map of the five regions being measured. When a region first falls below 15% ICU bed availability, the Regional Stay Home Order goes into effect there the next evening at 11:59 PM.

- **Northern California:** Del Norte, Glenn, Humboldt, Lake, Lassen, Mendocino, Modoc, Shasta, Siskiyou, Tehama, Trinity
- **Bay Area:** Alameda, Contra Costa, Marin, Monterey, Napa, San Francisco, San Mateo, Santa Clara, Santa Cruz, Solano, Sonoma
- **Greater Sacramento:** Alpine, Amador, Butte, Colusa, El Dorado, Nevada, Placer, Plumas, Sacramento, Sierra, Sutter, Yolo, Yuba
- **San Joaquin Valley:** Calaveras, Fresno, Kern, Kings, Madera, Mariposa, Merced, San Benito, San Joaquin, Stanislaus, Tulare, Tuolumne
- **Southern California:** Imperial, Inyo, Los Angeles, Mono, Orange, Riverside, San Bernardino, San Diego, San Luis Obispo, Santa Barbara, Ventura

**Southern California Region**  
**4.2% ICU availability**  
**Regional Stay Home Order**  
**effective 12/6/2020 11:59 PM**

Click map to see current ICU bed availability:



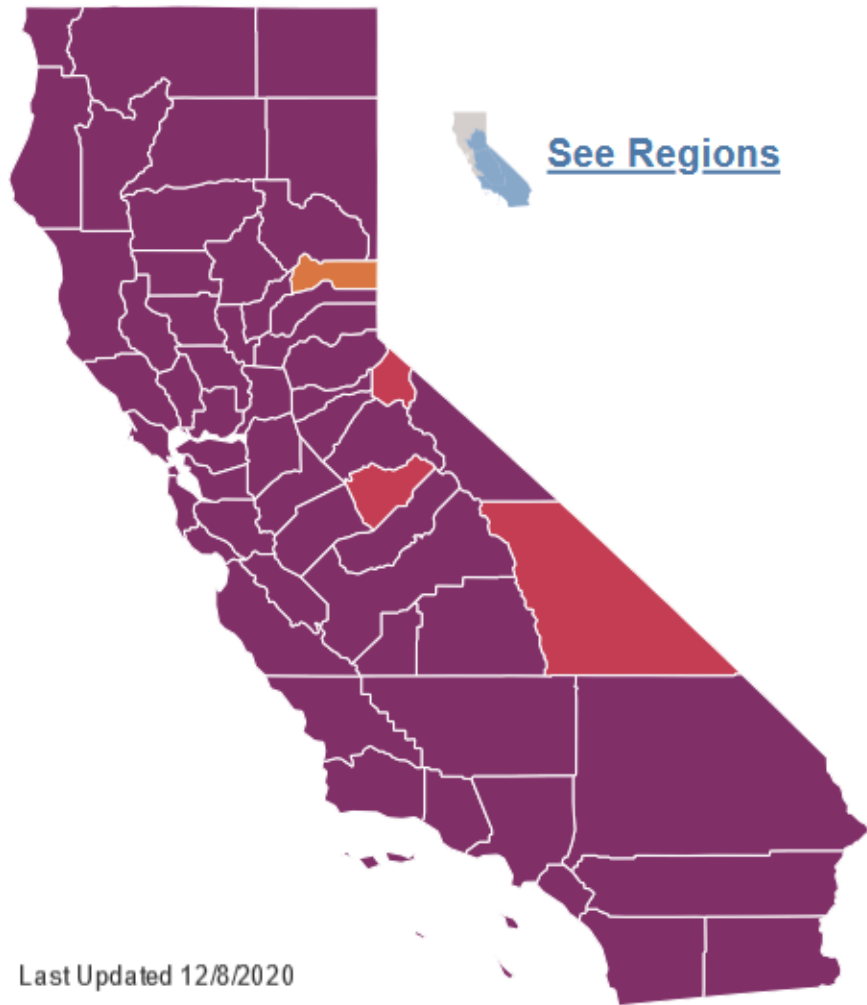
### STATEWIDE METRICS

- 34.0 New COVID-19 positive cases per day per 100K
- 8.4% Positivity rate (7-day average)
- 7.4% ICU availability

Click on the map for updated metrics

### REGIONAL STAY HOME ORDERS

	Regions	Counties	Population	
Yes	3	36	30,896,229	77.0%
No	2	22	9,232,931	23.0%



Last Updated 12/8/2020

**STATEWIDE METRICS**

**34.0** New COVID-19 positive cases per day per 100K

**8.4%** Positivity rate (7-day average)

**7.4%** ICU availability

Find a county

Click on the map for updated metrics

**COUNTY RISK LEVELS**

	Counties	Population	
Widespread	54	40,088,680	99.9%
Substantial	3	37,365	0.1%
Moderate	1	3,115	0.0%

	Higher Risk → Lower Risk of Community Disease Transmission			
	Widespread Tier 1	Substantial Tier 2	Moderate Tier 3	Minimal Tier 4
<b>Measure*</b>				
<b>Adjusted Case Rate for Tier Assignment**</b> (Rate per 100,000 excluding prison cases, 7 day average with 7 day lag)	>7	4-7	1-3.9	<1
<b>Testing Positivity***</b> (Excluding prison cases, 7 day average with 7 day lag)	>8%	5-8%	2-4.9%	<2%





## Guidance Documents: Coronavirus Disease 2019 (COVID-19)

<https://www.cdph.ca.gov/Programs/CID/DCDC/Pages/Guidance.aspx>

- [AB 685 COVID-19 Workplace Outbreak Reporting Requirements for Local Public Health Departments](#) 12/10/2020
- [Health Alert for Individuals with Chronic Conditions in California Disproportionately Impacted by COVID-19](#) 12/11/2020
- [Allocation and Distribution Strategy for Monoclonal Antibodies](#) 12/9/2020
- [Blueprint for a Safer Economy](#) 12/08/2020
  - [Proyecto para una economía más segura](#) 11/16/2020
- [Regional Stay At Home Order](#) 12/03/2020
  - [Supplement to Regional Stay At Home Order](#) 12/06/2020
- [Limited Stay At Home Order](#) 11/19/2020
  - [Limited Stay At Home Order](#) FAQ 11/19/2020
- [Guidance for the Prevention of COVID-19 Transmission for Gatherings](#) 11/13/2020
  - [Guía para reuniones privadas](#) 11/13/2020
- [Travel Advisory](#) 11/13/2020
  - [Aviso de Seguridad para Viajeros](#) 11/13/2020

## CDPH News Releases 2020

<https://www.cdph.ca.gov/Programs/OPA/Pages/New-Release-2020.aspx>

### State Officials Announce Latest COVID-19 Facts

December 13, 2020 - The California Department of Public Health (CDPH) today announced the most recent statistics on COVID-19, including data on intensive care unit (ICU) capacity across the state.

### State Officials Announce Latest COVID-19 Facts

December 12, 2020 - The California Department of Public Health (CDPH) today announced the most recent statistics on COVID-19, including data on intensive care unit (ICU) capacity across the state.

### Protect Yourself and Family by Getting a Flu Shot

December 11, 2020 - The California Department of Public Health (CDPH) is urging Californians to get the influenza (flu) vaccine to protect your health, and the health of others, during this flu season.

### State Officials Announce Latest COVID-19 Facts

December 11, 2020 - The California Department of Public Health (CDPH) today announced the most recent statistics on COVID-19, including data on intensive care unit (ICU) capacity across the state.

[State Officially Launches CA Notify, a COVID-19 Exposure Notification Tool](#)

December 10, 2020 - Following the announcement by Governor Gavin Newsom to expand CA Notify statewide, the California Department of Health (CDPH) and the California Department of Technology (CDT) today launched the digital tool designed to notify Californians of their possible exposure to COVID-19.



# Riverside County Data

<https://www.rivcoph.org/coronavirus>

## RUHS Public Health News:

- Updated chart provides a closer look at significant programs to help our residents, workers and businesses during the pandemic [English](#) / [Spanish](#)- December 11, 2020
- [Governor issues Stay-at-Home order for Southern California region for at least three weeks](#) - December 5, 2020
- [COVID-19 Vaccination Phases](#) - November 23, 2020
- Health officials urge Riverside County residents to keep holiday gatherings 'Smaller, Shorter, Safer' [English](#) / [Spanish](#)- October 29, 2020

Dashboard -Click [here](#) for more detailed city/community data and reports

Need Food Access – Click [here](#)

## Daily Epidemiology Summary updated 12-11-2020

[https://www.rivcoph.org/Portals/0/Documents/CoronaVirus/December/Dashboard/2/Public\\_Daily\\_COVID-19\\_Updates\\_12.11.20.pdf?ver=2020-12-11-133401-007&timestamp=1607722453226](https://www.rivcoph.org/Portals/0/Documents/CoronaVirus/December/Dashboard/2/Public_Daily_COVID-19_Updates_12.11.20.pdf?ver=2020-12-11-133401-007&timestamp=1607722453226)

## Licensed Hospital/ICU Beds Utilization Trends updated 12-11-2020

[https://www.rivcoph.org/Portals/0/Documents/CoronaVirus/December/Dashboard/2/EMD\\_COVID-19\\_Metrics\\_Public\\_Dashboard\\_12-11-2020.pdf?ver=2020-12-11-164128-493&timestamp=1607733694798](https://www.rivcoph.org/Portals/0/Documents/CoronaVirus/December/Dashboard/2/EMD_COVID-19_Metrics_Public_Dashboard_12-11-2020.pdf?ver=2020-12-11-164128-493&timestamp=1607733694798)

Total Tests 1,282,177	Confirmed 112,950	Currently Hospitalized <b>809</b> Includes 170 in ICU	Deaths <b>1,573</b>	Recovered <b>70,040</b>
Current County Risk Level <b>WIDESPREAD</b> Many non-essential indoor business operations closed	Current Adjusted Case Rate per 100K <b>47.8</b> For State Tier Assignment	Positivity Rate <b>14.8%</b> State-Calculated	ICU Bed Availability So Cal Region <b>6.2%</b> Riverside County <b>4.3%</b>	Information on State Reopening Metrics <a href="#">Here</a>



**RESIDENTS** \*Numbers as of 12/14/20

<b>Mask Giveaway</b> 10 million Includes 4 million to nonprofits and places of worship	<b>Mobile Lab</b> \$1.8 million	<b>Rental Relief</b> \$33 million	<b>Project Roomkey</b> Emergency hotel rooms to combat homelessness 849 people helped 239 transitioned to permanent housing
<b>Homeless Shelters</b> 3,000 face masks 600 face shields	<b>Great Plates Program</b> 1,257,147 meals delivered to seniors	<b>Food Access Coordination</b> 662 food banks, pantries, shelter and school lunch sites	<b>Food Banks, Pantries &amp; Food Shelter Support</b> \$4.1 million
<b>Youth Community Corps</b> \$2 million	<b>Pathways to Employment Training Program</b> \$4 million	<b>Student Laptops</b> \$11 million	<b>Tests</b> 1,265,078 tests performed


**CRITICAL WORKERS**

<b>PPE to Healthcare Workers and First Responders</b> 4,342,261	<b>Quarantine Support for Farmworkers</b> \$1 million	<b>Skilled Nursing Facility Outreach Teams</b> 1,424 visits to group living facilities
<b>Childcare for Essential Workers</b> \$7.5 million	<b>Hospital Coordination</b> 17 acute care hospitals	<b>Contact Tracers</b> 353 newly hired disease investigators

**BUSINESS & NONPROFIT SUPPORT**

<b>Small Business Grants</b> \$46.5 million	<b>Nonprofit Grants</b> \$5 million	<b>Masks for Businesses</b> 2 million	<b>Business Ambassador Program</b> 12 ambassadors
------------------------------------------------	----------------------------------------	------------------------------------------	------------------------------------------------------

# Weather

 <b>National Weather Service</b> <b>San Diego, California</b>		<b>Weather Threats Outlook</b> 1:00 PM PST Sunday, December 13, 2020						
County	Zone	Sun 12/13	Mon 12/14	Tue 12/15	Wed 12/16	Thu 12/17	Fri 12/18	Sat 12/19
San Diego	Beach/Marine	PM Coastal Flooding (tides + surf)	Coastal Flooding (tides + surf)	Coastal Flooding (tides + surf)	AM Coastal Flooding (tides + surf)	Breezy Outer Waters	Breezy Outer Waters	None
	Coast	None	AM Isolated Showers	None	None	None	AM Isolated Showers	None
	Valleys	None	AM Isolated Showers	None	None	None	AM Isolated Showers	Fire Weather
	Mountains	Fire Weather Breezy	Breezy	Fire Weather Breezy	Fire Weather	Breezy	Fire Weather Breezy	Fire Weather
	Deserts	None	None	None	None	None	None	None
Orange	Beach	PM Coastal Flooding (tides + surf)	Coastal Flooding (tides + surf)	Coastal Flooding (tides + surf)	AM Coastal Flooding (tides + surf)	None	None	None
	Coast	None	AM Isolated Showers	None	None	None	AM Isolated Showers	None
	Inland	None	AM Isolated Showers	None	None	None	AM Isolated Showers	None
	Mountains	Fire Weather Breezy	Breezy	Fire Weather Breezy	Fire Weather	Breezy	None	Fire Weather
Riverside	Inland Empire	Fire Weather	None	Fire Weather	Fire Weather	None	None	Fire Weather
	Mountains	Fire Weather Breezy	Breezy	Fire Weather Breezy	Fire Weather	Breezy	Fire Weather Breezy	Fire Weather
	Desert	None	None	None	None	None	None	None
San Bernardino	Inland Empire	Fire Weather	None	Fire Weather	Fire Weather	None	None	Fire Weather
	Mountains	Fire Weather Breezy	Breezy	Fire Weather Breezy	Fire Weather	Breezy	Fire Weather Breezy	Fire Weather Breezy
	Desert	None	None	None	None	None	None	None
		Impact Threat Levels		None	Low	Medium	High	Extreme

Latest hazard threat table: <https://www.wrh.noaa.gov/sqx/event/dsstable.php>

<https://www.weather.gov/forecastpoints#>

Have a Happy Holiday Season Everyone!

