



**\*\*Extraordinary Assumptions: There are a lot of different data sources in this report not all of them match but aid to provide an overall picture of the current situation. COVID-19 Data Source Comparison - [https://covid-19.splunkforgood.com/covid\\_19\\_datasource\\_comparison](https://covid-19.splunkforgood.com/covid_19_datasource_comparison)**

# Daily Situation Summary

## Friday, December 11, 2020

### As of 10:00 AM

#### COVID-19 by the Numbers

12/11/2020	Riverside	Imperial	Kern	Los Angeles*	Orange	San Bernardino	San Diego	San Luis Obispo	Santa Barbara	Ventura	Mono*	Inyo	California	United States	Global
Total Cases	110,376	17,757	46,379	467,971	93,763	114,516	97,551	7,105	12,630	23,830	597	356	1,450,235	15,271,571	68,845,368
New Cases	2,756	189	1,263	8,233	2,357	3,840	2,104	202	114	165	7	23	29,677	231,396	406,454
Total Cases Per Capita	4,631	9,853	5,252	4,634	2,963	5,363	2,954	2,524	2,846	2,810	4,212	1,968	3,704	4,620	895
New Cases Per Capita	115.64	104.87	143.03	81.53	74.49	179.82	63.70	71.77	25.69	19.45	49.39	127.18	75.81	70.00	5.28
Recovered	<a href="#">69,676</a>	<a href="#">15,787</a>	<a href="#">19,038</a>	<a href="#">Not Reported</a>	<a href="#">64,054</a>	<a href="#">99,856</a>	<a href="#">75,243</a>	<a href="#">6,127</a>	<a href="#">11,852</a>	<a href="#">18,726</a>	<a href="#">Not Reported</a>	<a href="#">268</a>	<a href="#">644,729</a>	<a href="#">9,352,941</a>	<a href="#">49,405,477</a>
Total Deaths	1,539	367	463	8,075	1,633	1,208	1,103	45	139	197	3	16	20,463	288,762	1,570,604
New Deaths	26	7	6	75	0	20	15	3	0	2	0	0	220	3,411	7,176
Deaths Per Capita	64.57	203.64	52.43	79.97	51.61	56.57	33.40	15.99	31.32	23.23	21.17	88.47	52.27	87.36	20.41
Presumptive active cases	39,161	1,603	26,878		28,076	13,452	21,205	933	639	4,907		72	785,043	5,629,868	17,869,287
% of State's Cases	7.61%	1.22%	3.20%	32.27%	6.47%	7.90%	6.73%	0.49%	0.87%	1.64%	0.04%	0.02%	9.50%	22.18%	
Currently in Hospitals	907	127	238	3,994	1,093	1,186	955	18	75	152	0	0	12,477		
Total Hospital Beds	3,239	265	1,153	20,120	6,041	4,020	6,862	460	688	1,218	17	29	68,189		
Currently in ICU	171	32	52	819	257	226	240	6	15	48	0	3	2,621		
ICU Beds Available	72	2	19	468	108	50	199	22	43	31	2	1	1,499		
Case Fatality Rate	1.394%	2.067%	0.998%	1.726%	1.742%	1.055%	1.131%	0.633%	1.101%	0.827%	0.503%	4.494%	1.411%	1.891%	2.281%
Population*	2,383,286	180,216	883,053	10,098,052	3,164,182	2,135,413	3,302,833	281,455	443,738	848,112	14,174	18,085	39,148,760	330,544,225	7,695,773,000
% of Population	6.09%	0.46%	2.26%	25.79%	8.08%	5.45%	8.44%	0.72%	1.13%	2.17%	0.04%	0.05%	0.44%	0.1984%	

Sources: CDPH, WHO, CDC, Local County Data

The date for which case statistics and hospital data were reported. Hospital COVID data are self-reported through a portal managed by the California Hospital Association and pulled at 2pm. COVID case statistics are reported by local health departments to CalREDIE and are pulled at 2pm. Hospital data and case statistics are integrated by the California Department of Technology and made available through the Open Data Portal the following morning. CA Open Data Portal is at least 24 Hours behind although a backlog of new case reports at the State level has ostensibly been cleared, some County dashboards still contain notes that indicate data are missing. \*California-Demographics.com made by Cubit - a demographic data provider & census.gov

Presumptive active cases - A calculation (Total Cases - Recovered - Dead) (\* LA County does not report recovery rates)

#### News

More detail on page 2

#### US Data

More detail on page 5

#### State Data

More detail on page 8

#### Riverside County Data

More detail on page 12

#### Weather

More detail on page 13

**News** – The collection of news articles is related to COVID-19. The inclusion or order of articles is not intended to reflect their importance, nor is it intended to endorse the political viewpoints or affiliations included in news coverage.

### **Chinese citizen journalist detained for reporting on Wuhan coronavirus outbreak "may not survive"**

- A Chinese citizen journalist who has been in government detention for nearly seven months after reporting on the coronavirus outbreak in Wuhan is now on hunger strike and "may not survive," her lawyer told CBS News.
- At the start of the outbreak, Zhang shared videos about what was happening in Wuhan, criticizing the government's virus containment measures. Last month, she was formally indicted on charges of spreading false information about coronavirus in Wuhan. If convicted, she faces up to five years in prison.

<https://www.cbsnews.com/news/china-coronavirus-wuhan-citizen-journalist-zhang-zhan-detained-may-not-survive/>

### **China flight attendants advised to wear diapers for Covid protection**

- On November 25, the Civil Aviation Administration of China (CAAC) released new guidelines for the country's airline industry, which it oversees.
- The document, titled Technical Guidelines for Epidemic Prevention and Control for Airlines, Sixth Edition, contains advice about the best hygiene practices to carry out on aircraft and in airports.
- A section on PPE advises cabin crew on flights to and from high-risk countries to wear "medical masks, double-layer disposable medical gloves, goggles, disposable hats, disposable protective clothing, and disposable shoe covers."
- The next sentence reads: "It is recommended that cabin crew members wear disposable diapers and avoid using the lavatories barring special circumstances to avoid infection risks."

<https://www.cnn.com/travel/article/china-civil-aviation-administration-coronavirus-guidance-intl-hnk/index.html>

### **COVID-19 surge hits South Korea and Japan after they had contained the virus (3 min video)**

- Building makeshift hospitals out of shipping containers in Seoul South Korea as ICU beds are filling up with COVID-19 patients.

<https://www.today.com/video/covid-19-surge-hits-south-korea-and-japan-after-they-had-contained-the-virus-97539653912>

### **Infected after 5 minutes, from 20 feet away: South Korea study shows COVID-19's spread indoors**

- Dr. Lee Ju-hyung using an anemometer to check the airflow at restaurants. It's a precaution he has been taking since a June experiment when he and colleagues re-created the conditions at a restaurant in Jeonju, a city in the southwest of South Korea, where diners contracted COVID-19 from an out-of-town visitor. Among them was a high school student who was infected with the coronavirus after five minutes of exposure from more than 20 feet away.
- The results of the study, for which Lee and other epidemiologists enlisted the help of an engineer who specializes in aerodynamics, were published last week in the Journal of Korean Medical Science. The conclusions raised concerns that the widely accepted standard of 6 feet of social distance may not be far enough to keep people safe.
- "In this outbreak, the distances between infector and infected persons were ... farther than the generally accepted 2 meter [1/8 6.6 foot] droplet transmission range," the study's authors wrote. "The guidelines on quarantine and epidemiological investigation must be updated to reflect these factors for control and prevention of COVID-19."

<https://www.seattletimes.com/nation-world/infected-after-5-minutes-from-20-feet-away-south-korea-study-shows-covid-19s-spread-indoors/>

## **FDA advisor explains why she voted against recommending Pfizer's Covid vaccine for emergency use**

- A member of the FDA advisory panel who voted against recommending emergency use authorization for Pfizer and BioNTech's Covid-19 vaccine told CNBC her opposition was because she did not believe 16- and 17-year-olds should be included.
- "I want to be very clear that I am fully supportive of the emergency use authorization for the use of this vaccine from Pfizer and BioNTech for adults 18 years and older," Dr. Archana Chatterjee, dean of the Chicago Medical School, said on "Squawk Box."
- However, that was not the question put for a vote before the outside group of experts, and Chatterjee, pediatric infectious disease specialist, said she wanted to see additional follow-up data on the younger trial participants before she felt comfortable recommending it.
- "I think that we were pleasantly surprised to see that this vaccine has such good efficacy in tens of thousands of participants that were included in the trial," Chatterjee said.

<https://www.cnn.com/2020/12/11/dr-archana-chatterjee-explains-her-fda-panel-no-vote-on-pfizer-covid-vaccine.html>

## **Police bodycam shows raid at Florida home of scientist who said she was fired over Covid data**

- Police body camera video has been released of authorities raiding the home of Rebekah Jones, a Florida scientist who said she was fired for refusing to censor the state's coronavirus data.

<https://www.nbcnews.com/news/us-news/police-bodycam-shows-raid-florida-home-scientist-who-said-she-n1250874>

## **Another DC family claims local hospital took loved one off life support against their will**

- Another D.C. family is claiming that Washington Hospital Center stopped administering life support to their loved one even as it asked medical staff to continue providing that care.
- One week ago, the family of 37-year-old Nelson Orellana Garcia of Maryland, said Washington Hospital Center informed his loved ones it would discontinue his life-saving care last Saturday. Garcia's foster mother, Sandra Rogers, said he has been battling coronavirus for roughly 60 days.
- According to Rogers, Washington Hospital Center recently agreed to extend its timeline on Garcia's care to this Saturday. But she said her family is still angered by the development because they were not given enough time to find an alternative medical facility in which to transfer Garcia.
- "They told me that Washington Hospital Center has a moral imperative to discontinue life support and they do not need the permission or the agreement of the families to do it," Rogers said.

<https://www.wusa9.com/article/news/health/coronavirus/another-dc-family-claims-local-hospital-took-loved-one-off-life-support-against-their-will/65-0c62450b-63c3-4ef1-9016-df236e746168>

## **Google launches knowledge panels in search results to tackle misinformation about Covid vaccines**

- Google has launched new knowledge panels to show people accurate information about coronavirus vaccines.
- The feature is only available in the U.K. but will be rolled out to other countries once they've begun approving vaccines.
- Tackling misinformation about the vaccines is going to be mammoth task for tech giants like Google, Facebook and Twitter.

<https://www.cnn.com/2020/12/10/google-search-panels-tackle-misinformation-about-covid-vaccines.html>

## **New Hampshire's Republican governor blasts people not following COVID-19 precautions after state's House speaker dies**

- Following the death of New Hampshire House Speaker Dick Hinch from COVID-19, the state's governor issued a plea for people to take safety precautions seriously. During a press conference on Thursday, Governor Chris Sununu, a Republican, addressed people who "thwart the rules and the guidance... for the sake of thwarting," saying they are doing a disservice to the people around them.
- The governor praised Hinch, who died on Wednesday, one week after being sworn in as leader of the state's newly Republican-led Legislature, as "an incredibly close friend" and a "tireless leader."
- It is unclear when Hinch contracted the virus. He attended an indoor gathering with Republican colleagues on November 9 where the Concord Monitor reported none wore masks, and many Republican state lawmakers gathered for another indoor conference on November 20, after which at least four tested positive. Many Republican lawmakers also reportedly did not wear masks at an outdoor swearing-in ceremony December 2.

<https://www.cbsnews.com/news/new-hampshire-governor-chris-sununu-covid-19-masks-dick-hinch-death/>

## **Black health leaders try to build trust in the vaccine among African Americans**

- African-American health professionals and community health groups across the U.S. have begun to do outreach in Black communities that have been hit hard by the coronavirus, CNBC's Bertha Coombs reports.
- Seven out of 10 African Americans know someone who has been hospitalized or died from Covid, a Pew Research poll conducted last month found. Still, vaccine skepticism runs high. Only 42% of Blacks surveyed plan to be vaccinated, compared with more than 60% of Americans overall.
- "They want to know and have real reasons for trust. They want to know that the process is going to be fair, that they are not being guinea pigs to a system that is rigged against them," said Dr. Reed Tuckson, co-founder of The Black Coalition Against Covid, and the former health commissioner of Washington, D.C.

<https://www.cnn.com/2020/12/11/black-health-leaders-try-to-build-trust-in-the-covid-vaccine-among-african-americans-.html>

## **New Mexico activates 'crisis care' standards for hospitals overwhelmed by covid**

- New Mexico on Thursday suspended all nonessential surgeries and activated "crisis care" standards, a move that clears the way for a system of rationing amid a coronavirus surge that has overwhelmed the state's capacities.
- Under the twin orders by the state's health department, elective surgeries will be banned until Jan. 4. Health-care providers, meanwhile, will be permitted to begin implementation of a statewide plan for stretching the state's increasingly scarce health-care resources. The system ultimately could allow doctors to determine which patients receive care, depending on who is likeliest to survive.
- The crisis-standards measure announced Thursday, which was deemed necessary by the "unsustainable strain on health care providers and hospitals," will allow physicians and other health-care providers to treat covid-19 patients even if it is outside their practice area.

[https://www.washingtonpost.com/national/new-mexico-activates-crisis-care-standards-for-hospitals-overwhelmed-by-covid/2020/12/10/77300c20-3b36-11eb-98c4-25dc9f4987e8\\_story.html](https://www.washingtonpost.com/national/new-mexico-activates-crisis-care-standards-for-hospitals-overwhelmed-by-covid/2020/12/10/77300c20-3b36-11eb-98c4-25dc9f4987e8_story.html)

## **California's stay-home order is falling on many deaf ears**

<https://ktla.com/news/local-news/californias-stay-home-order-is-falling-on-many-deaf-ears/>



# U.S. Data

[https://covid.cdc.gov/covid-data-tracker/#cases\\_casesper100klast7days](https://covid.cdc.gov/covid-data-tracker/#cases_casesper100klast7days)

## United States COVID-19 Cases and Deaths by State

Reported to the CDC since January 21, 2020

<p>TOTAL CASES</p> <p><b>15,474,800</b></p> <p>+203,229 New Cases</p>	<p>AVERAGE DAILY CASES PER 100K IN LAST 7 DAYS</p> <p><b>62.6</b></p>	<p>TOTAL DEATHS</p> <p><b>291,522</b></p> <p>+2,760 New Deaths</p>
---	---	--

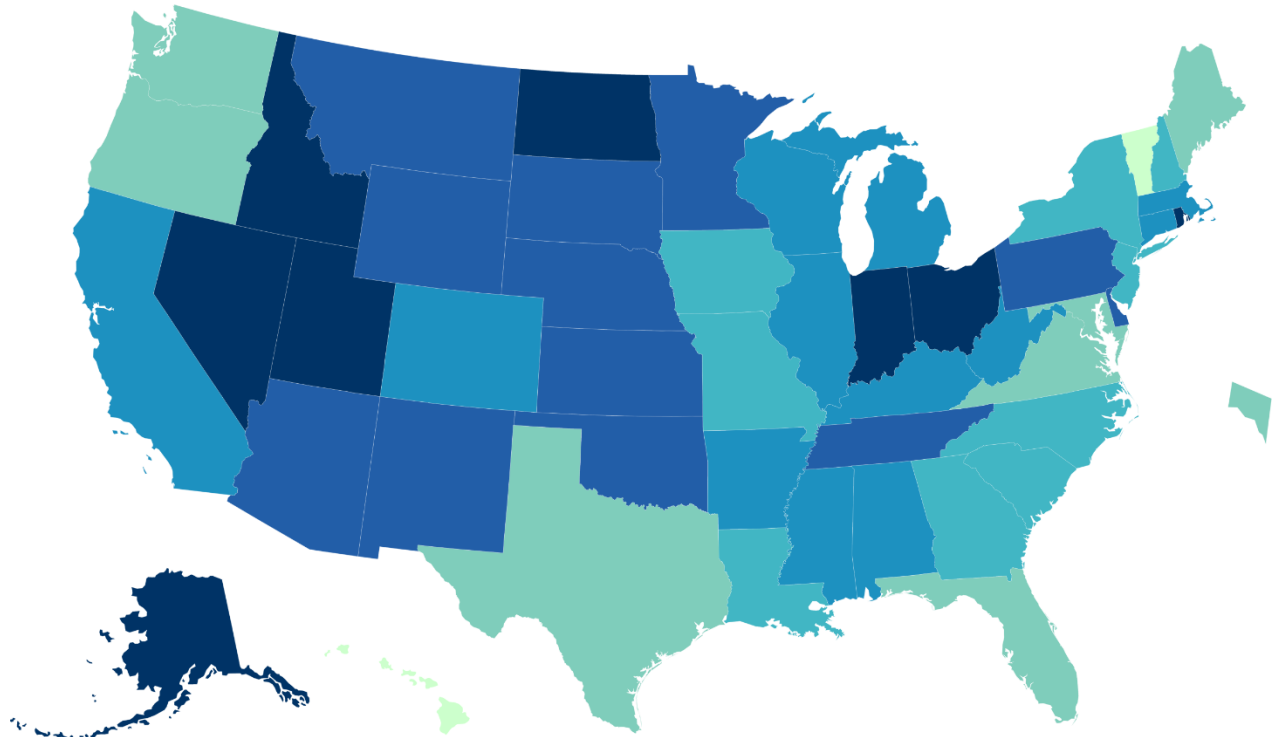
CDC | Updated: Dec 11 2020 12:16PM

**View:**  Cases  Deaths

**Time period:**  Last 7 Days  Since Jan 21, 2020

**Metric:**  Count  Rate per 100,000

US COVID-19 Average Daily Case Rate in Last 7 Days, by State/Territory (cases per 100K)



### Territories

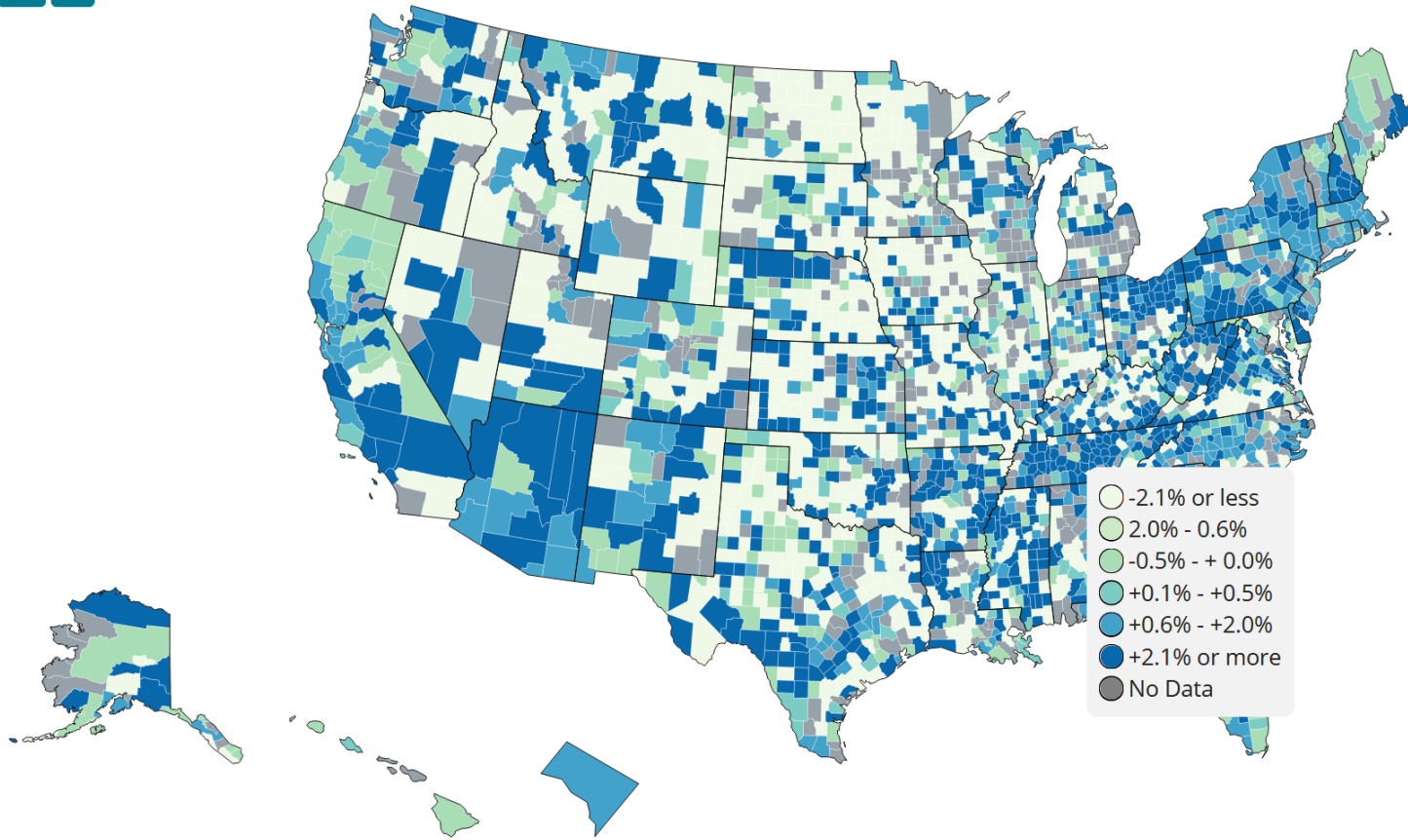
- AS
- FSM
- GU
- MP
- PR
- PW
- RMI
- VI

### Average Daily Cases per 100,000 in Last 7 Days



# COVID-19 Integrated County View

Map Data:  Time Period: Wed Dec 02 2020 - Tue Dec 08 2020



## What's new - CDC updates on Coronavirus Disease 2019

<https://www.cdc.gov/coronavirus/2019-ncov/whats-new-all.html>

- [EARLY RELEASE: Estimated Resource Costs for Implementation of CDC's Recommended COVID-19 Mitigation Strategies in Pre-Kindergarten through Grade 12 Public Schools - United States, 2020-21 School Year](#) Friday, December 11, 2020
- [Winter Holidays](#) Friday, December 11, 2020
- [Toolkit for Shared and Congregate Housing](#) Friday, December 11, 2020
- [COVID-19 Contact Tracing Communications Toolkit for Health Departments](#) Friday, December 11, 2020
- [Contact Tracing Resources for Health Departments](#) Friday, December 11, 2020
- [Cases in the U.S.](#) Thursday, December 10, 2020
- [COVID-19 Mortality Among American Indian and Alaska Native Persons - 14 States, January-June 2020](#) Thursday, December 10, 2020
- [Racial and Ethnic Differences in Parental Attitudes and Concerns About School Reopening During the COVID-19 Pandemic - United States, July 2020](#) Thursday, December 10, 2020
- [Trends in U.S. Emergency Department Visits Related to Suspected or Confirmed Child Abuse and Neglect Among Children and Adolescents Aged <18 Years Before and During the COVID-19 Pandemic - United States, January 2019-September 2020](#) Thursday, December 10, 2020
- [Implementing Mitigation Strategies in Early Care and Education Settings for Prevention of SARS-CoV-2 Transmission - Eight States, September-October 2020](#) Thursday, December 10, 2020
- [Summary of Guidance for Public Health Strategies to Address High Levels of Community Transmission of SARS-CoV-2 and Related Deaths, December 2020](#) Thursday, December 10, 2020
- [The Advisory Committee on Immunization Practices Interim Recommendation for Allocating Initial Supplies of COVID-19 Vaccine - United States, 2020](#) Thursday, December 10, 2020
- [COVID-19 Racial and Ethnic Health Disparities](#) Thursday, December 10, 2020
- [Social Media Toolkit: Holidays](#) Thursday, December 10, 2020
- [Workplaces and Businesses](#) Thursday, December 10, 2020
- [Guidance for SARS-CoV-2 Point-of-Care Testing](#) Thursday, December 10, 2020
- [Ensuring the Safety of COVID-19 Vaccines in the United States](#) Thursday, December 10, 2020
- [Holiday Celebrations](#) Thursday, December 10, 2020
- [Considerations for Use of SARS-CoV-2 Antigen Testing in Nursing Homes](#) Thursday, December 10, 2020
- [Health Equity](#) Thursday, December 10, 2020
- [Toolkit for Tribal Communities](#) Thursday, December 10, 2020
- [Toolkit for Worker Safety & Support](#) Thursday, December 10, 2020
- [When to Quarantine](#) Thursday, December 10, 2020
- [Crew Disembarkations through Commercial Travel](#) Thursday, December 10, 2020
- [Social Media Toolkit](#) Thursday, December 10, 2020
- [Coronavirus Disease 2019 \(COVID-19\)](#) Thursday, December 10, 2020
- [Travel](#) Thursday, December 10, 2020



# California Takes Action to Combat COVID-19

<https://www.gov.ca.gov/california-takes-action-to-combat-covid-19/>

## State Data

<https://covid19.ca.gov/>  
<https://update.covid19.ca.gov/#top>  
<https://www.cdph.ca.gov/Programs/CID/DCDC/Pages/Immunization/ncov2019.aspx#>

## “Safer Economy Blueprint”

<https://covid19.ca.gov/safer-economy>

## Blueprint for a Safer Economy – COVID-19 and Equity

<https://www.cdph.ca.gov/Programs/CID/DCDC/Pages/COVID-19/CaliforniaHealthEquityMetric.aspx>  
<https://covid19.healthyplacesindex.org/>  
<https://map.healthyplacesindex.org/>

## Statewide industry guidance to reduce risk

<https://covid19.ca.gov/industry-guidance/#top>  
<https://www.cdph.ca.gov/Programs/CID/DCDC/Pages/Guidance.aspx>

## Data models

<https://covid19.ca.gov/data-and-tools/>



Office of Governor  
**GAVIN NEWSOM**

Press Releases, Executive Orders, Media Advisories, Proclamations, and “On the Record” Column  
<https://www.gov.ca.gov/newsroom/>

## California COVID-19 By the Numbers

**December 9, 2020**

*Numbers as of December 8, 2020*

COVID-19 Cases

**1,420,558** (+30,851)

Fatalities

**20,243** (+196)

Ages of Confirmed Cases

<b>162,504</b>	<b>844,391</b>	<b>266,080</b>	<b>146,465</b>	<b>1,118</b>
0-17	18-49	50-64	65+	Unknown/Missing

Gender of Confirmed Cases

<b>720,067</b>	<b>685,250</b>	<b>15,241</b>
Female	Male	Unknown/Missing

Hospitalizations

Confirmed COVID-19		Suspected COVID-19	
<b>11,012</b>	<b>2,506</b>	<b>953</b>	<b>121</b>
Hospitalized	in ICU	Hospitalized	in ICU

Your actions save lives.  
[covid19.ca.gov](https://covid19.ca.gov)



## Short-term COVID-19 Forecasts in California

<https://calcat.covid19.ca.gov/cacovidmodels/>



## Regions

The state released a map of the five regions being measured. When a region first falls below 15% ICU bed availability, the Regional Stay Home Order goes into effect there the next evening at 11:59 PM.

- **Northern California:** Del Norte, Glenn, Humboldt, Lake, Lassen, Mendocino, Modoc, Shasta, Siskiyou, Tehama, Trinity
- **Bay Area:** Alameda, Contra Costa, Marin, Monterey, Napa, San Francisco, San Mateo, Santa Clara, Santa Cruz, Solano, Sonoma
- **Greater Sacramento:** Alpine, Amador, Butte, Colusa, El Dorado, Nevada, Placer, Plumas, Sacramento, Sierra, Sutter, Yolo, Yuba
- **San Joaquin Valley:** Calaveras, Fresno, Kern, Kings, Madera, Mariposa, Merced, San Benito, San Joaquin, Stanislaus, Tulare, Tuolumne
- **Southern California:** Imperial, Inyo, Los Angeles, Mono, Orange, Riverside, San Bernardino, San Diego, San Luis Obispo, Santa Barbara, Ventura

**Southern California Region**  
**7.7% ICU availability**  
**Regional Stay Home Order**  
**effective 12/6/2020 11:59 PM**

[See County Tiers](#)

## Current tier assignments as of December 8, 2020

Tier assignments may occur any day of the week and may occur more than once a week.



### STATEWIDE METRICS

- 34.0 New COVID-19 positive cases per day per 100K
- 8.4% Positivity rate (7-day average)
- 9.9% ICU availability

Click on the map for updated metrics

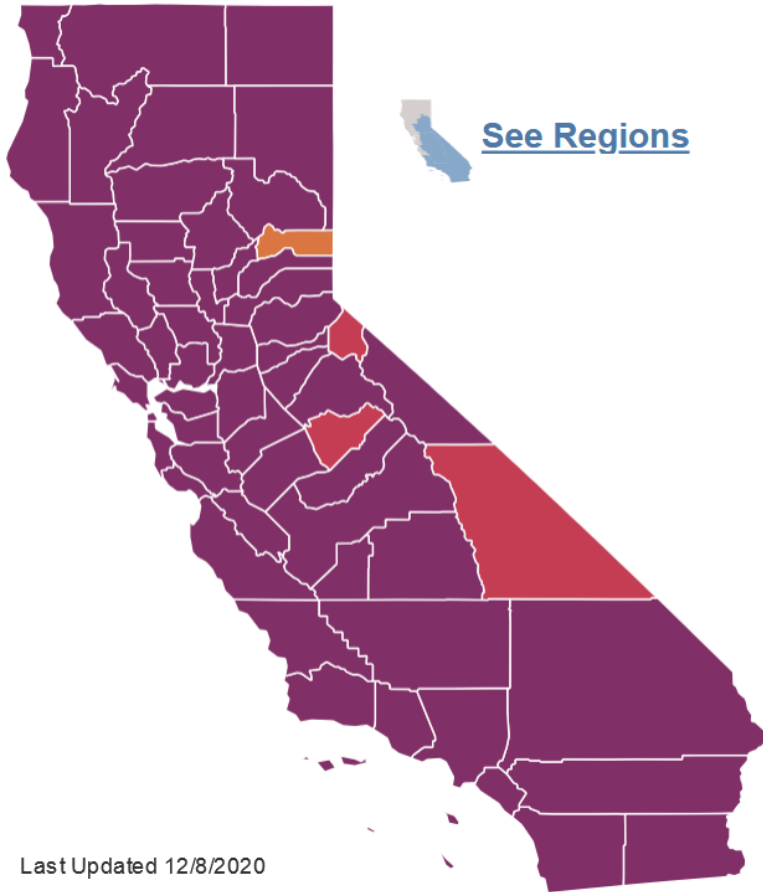
### REGIONAL STAY HOME ORDERS

	Regions	Counties	Population	
Yes	3	36	30,896,229	77.0%
No	2	22	9,232,931	23.0%

Last Updated 12/10/2020

# Current tier assignments as of December 8, 2020

Tier assignments may occur any day of the week and may occur more than once a week.



## STATEWIDE METRICS

**34.0** New COVID-19 positive cases per day per 100K

**8.4%** Positivity rate (7-day average)

**9.9%** ICU availability

Find a county

Click on the map for updated metrics

## COUNTY RISK LEVELS

	Counties	Population	
Widespread	54	40,088,680	99.9%
Substantial	3	37,365	0.1%
Moderate	1	3,115	0.0%

	Higher Risk → Lower Risk of Community Disease Transmission			
	Widespread Tier 1	Substantial Tier 2	Moderate Tier 3	Minimal Tier 4
Measure*				
Adjusted Case Rate for Tier Assignment** (Rate per 100,000 excluding prison cases, 7 day average with 7 day lag)	>7	4-7	1-3.9	<1
Testing Positivity*** (Excluding prison cases, 7 day average with 7 day lag)	>8%	5-8%	2.4.9%	<2%



## Guidance Documents: Coronavirus Disease 2019 (COVID-19)

<https://www.cdph.ca.gov/Programs/CID/DCDC/Pages/Guidance.aspx>

- [Blueprint for a Safer Economy](#) 12/08/2020
  - [Proyecto para una economía más segura](#) 11/16/2020
- [Regional Stay At Home Order](#) 12/03/2020
  - [Supplement to Regional Stay At Home Order](#) 12/06/2020
- [Use of Temporary Structures for Outdoor Business Operations](#) 11/25/2020
- [Limited Stay At Home Order](#) 11/19/2020
  - [Limited Stay At Home Order](#) FAQ 11/19/2020
- [Guidance on Face Shields](#) 11/17/2020
  - [Protector facial Preguntas frecuentes](#) 11/17/2020
- [Guidance for the Use of Face Coverings](#) 11/16/2020
  - [Guía para el uso de mascarillas](#) 11/16/2020
- [Bamlanivimab Distribution Fact Sheet](#) 11/13/2020
- [Guidance for the Prevention of COVID-19 Transmission for Gatherings](#) 11/13/2020
  - [Guía para reuniones privadas](#) 11/13/2020
- [Travel Advisory](#) 11/13/2020
  - [Aviso de Seguridad para Viajeros](#) 11/13/2020

## CDPH News Releases 2020

<https://www.cdph.ca.gov/Programs/OPA/Pages/New-Release-2020.aspx>

[\*State Officially Launches CA Notify, a COVID-19 Exposure Notification Tool\*](#)

**December 10, 2020 - Following the announcement by Governor Gavin Newsom to expand CA Notify statewide, the California Department of Health (CDPH) and the California Department of Technology (CDT) today launched the digital tool designed to notify Californians of their possible exposure to COVID-19.**

### **State Officials Announce Latest COVID-19 Facts**

December 10, 2020 - The California Department of Public Health (CDPH) today announced the most recent statistics on COVID-19, including data on intensive care unit (ICU) capacity across the state.

### **State Officials Announce Latest COVID-19 Facts**

December 9, 2020 - The California Department of Public Health (CDPH) today announced the most recent statistics on COVID-19, including data on intensive care unit (ICU) capacity across the state.

### **State Officials Announce Latest COVID-19 Facts**

December 8, 2020 - The California Department of Public Health (CDPH) today announced the most recent statistics on COVID-19, including data on intensive care unit (ICU) capacity across the state.

### **State Officials Announce Latest COVID-19 Facts**

December 7, 2020 - The California Department of Public Health (CDPH) today announced the most recent statistics on COVID-19, including data on intensive care unit (ICU) capacity across the state.



# Riverside County Data

<https://www.rivcoph.org/coronavirus>

## RUHS Public Health News:

- [Governor issues Stay-at-Home order for Southern California region for at least three weeks](#) - December 5, 2020
- [COVID-19 Vaccination Phases](#) - November 23, 2020
- Health officials urge Riverside County residents to keep holiday gatherings 'Smaller, Shorter, Safer' [English](#) / [Spanish](#) - October 29, 2020

Dashboard -Click [here](#) for more detailed city/community data and reports

Need Food Access – Click [here](#)

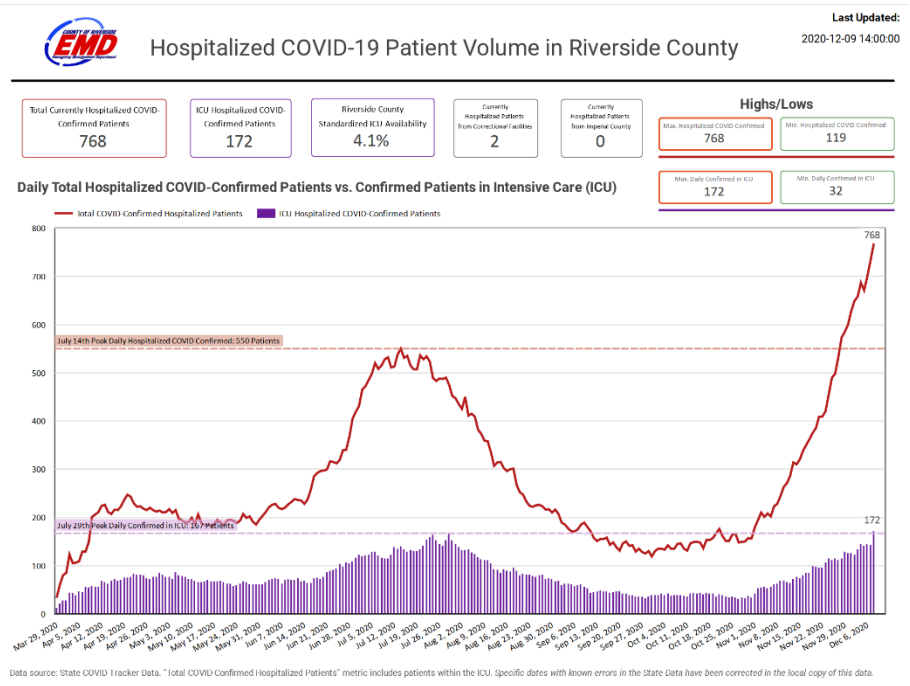
## Daily Epidemiology Summary updated 12-10-2020

[https://www.rivcoph.org/Portals/0/Documents/CoronaVirus/December/Dashboard/2/Public%20Daily\\_COVID-19\\_Updates%20-%202020-12-10.pdf?ver=2020-12-10-131116-900&timestamp=1607634842857](https://www.rivcoph.org/Portals/0/Documents/CoronaVirus/December/Dashboard/2/Public%20Daily_COVID-19_Updates%20-%202020-12-10.pdf?ver=2020-12-10-131116-900&timestamp=1607634842857)


## Licensed Hospital/ICU Beds Utilization Trends updated 12-09-2020

[https://www.rivcoph.org/Portals/0/Documents/CoronaVirus/December/Dashboard/2/EMD\\_COVID-19\\_Metrics\\_Public\\_Dashboard\\_12-09-2020.pdf?ver=2020-12-09-165320-803&timestamp=1607561610691](https://www.rivcoph.org/Portals/0/Documents/CoronaVirus/December/Dashboard/2/EMD_COVID-19_Metrics_Public_Dashboard_12-09-2020.pdf?ver=2020-12-09-165320-803&timestamp=1607561610691)

Total Tests <b>1,265,078</b>	Confirmed <b>111,053</b>	Currently Hospitalized <b>775</b> Includes 171 in ICU	Deaths <b>1,551</b>	Recovered <b>69,676</b>
Current County Risk Level <b>WIDESPREAD</b> Many non-essential indoor business operations closed	Current Adjusted Case Rate per 100K <b>47.8</b> For State Tier Assignment	Positivity Rate <b>14.8%</b> State-Calculated	ICU Bed Availability So Cal Region <b>7.7%</b> Riverside County <b>7.9%</b>	Information on State Reopening Metrics <a href="#">Here</a>



# Weather

 National Weather Service San Diego, California		Weather Threats Outlook 1:00 PM PST Thursday December 10, 2020						
County	Zone	Thu 12/10	Fri 12/11	Sat 12/12	Sun 12/13	Mon 12/14	Tue 12/15	Wed 12/16
San Diego	Beach/Marine	Elevated Surf	None	None	King Tides	King Tides Elevated Surf	King Tides Elevated Surf	None
	Coast	None	None	None	None	None	None	None
	Valleys	None	None	Fire Weather	Fire Weather	None	None	None
	Mountains	PM Windy	AM Windy	Fire Weather	Fire Weather	Fire Weather	Fire Weather	None
	Deserts	PM Windy	AM Windy	None	None	None	None	None
Orange	Beach	Elevated Surf	None	None	King Tides	King Tides Elevated Surf	King Tides Elevated Surf	None
	Coast	None	None	None	None	None	None	None
	Inland	None	None	None	Fire Weather	None	Fire Weather	None
	Mountains	None	None	Fire Weather	Fire Weather	Fire Weather	Fire Weather	None
Riverside	Inland Empire	None	None	None	Fire Weather	None	Fire Weather	None
	Mountains	PM Windy	AM Windy	Fire Weather	Fire Weather	Fire Weather	Fire Weather	None
	Desert	PM Windy	AM Windy	None	None	None	None	None
San Bernardino	Inland Empire	None	None	None	Fire Weather	None	Fire Weather	None
	Mountains	PM Windy	AM Windy	Fire Weather	Fire Weather	Fire Weather	Fire Weather	None
	Desert	PM Windy	AM Windy	None	None	None	None	None
		Impact Threat Levels		None	Low	Medium	High	Extreme

Latest hazard threat table: <https://www.wrh.noaa.gov/sqx/event/dsstable.php>

<https://www.weather.gov/forecastpoints#>