



****Extraordinary Assumptions:** There are a lot of different data sources in this report not all of them match but aid to provide an overall picture of the current situation. COVID-19 Data Source Comparison - https://covid-19.splunkforgood.com/covid_19_datasource_comparison

Daily Situation Summary

Monday, November 16, 2020

As of 10:00 AM

COVID-19 by the Numbers

11/16/2020	Riverside	Imperial	Kern	Los Angeles*	Orange	San Bernardino	San Diego	San Luis Obispo	Santa Barbara	Ventura	California	United States	Global
Total Cases	74,910	13,932	35,626	333,021	64,340	72,868	63,715	5,073	10,482	16,297	1,019,345	10,846,373	54,301,156
New Cases	772	142	195	3,657	536	973	737	113	77	125	10,968	155,708	528,905
Total Cases Per Capita	3,143	7,731	4,034	3,298	2,033	3,412	1,929	1,802	2,362	1,922	2,604	3,281	706
New Cases Per Capita	32.39	78.79	22.08	36.21	16.94	45.56	22.31	40.15	17.35	14.74	28.02	47.11	6.87
Recovered	64,368	12,899	17,803	Not Reported	56,280	66,424	56,176	4,416	10,068	14,548	513,252	6,945,088	38,274,070
Total Deaths	1,367	348	432	7,266	1,524	1,097	926	33	131	172	18,253	244,810	1,316,994
New Deaths	0	0	0	20	2	0	5	0	0	0	35	1,252	7,858
Deaths Per Capita	57.36	193.10	48.92	71.95	48.16	51.37	28.04	11.72	29.52	20.28	46.62	74.06	17.11
<i>Presumptive active cases</i>	9,175	685	17,391		6,536	5,347	6,613	624	283	1,577	487,840	3,656,475	14,710,092
% of State's Cases	7.35%	1.37%	3.49%	32.67%	6.31%	7.15%	6.25%	0.50%	1.03%	1.60%	9.40%	19.97%	
Currently in Hospitals	368	62	73	1,395	286	419	363	10	19	44	4,454		
Total Hospital Beds	3,370	266	1,269	20,221	5,900	4,084	6,931	460	688	1,241	68,698		
Currently in ICU	78	17	14	298	90	83	107	1	5	20	1,001		
ICU Beds Available	57	3	47	690	173	92	262	25	60	35	2,140		
Case Fatality Rate	1.825%	2.498%	1.213%	2.182%	2.369%	1.505%	1.453%	0.651%	1.250%	1.055%	1.791%	2.257%	2.425%
Population*	2,383,286	180,216	883,053	10,098,052	3,164,182	2,135,413	3,302,833	281,455	443,738	848,112	39,148,760	330,544,225	7,695,773,000
% of Population	6.09%	0.46%	2.26%	25.79%	8.08%	5.45%	8.44%	0.72%	1.13%	2.17%	0.31%	0.1409%	

Sources: CDPH, WHO, CDC

The date for which case statistics and hospital data were reported. Hospital COVID data are self-reported through a portal managed by the California Hospital Association and pulled at 2pm. COVID case statistics are reported by local health departments to CalREDIE and are pulled at 2pm. Hospital data and case statistics are integrated by the California Department of Technology and made available through the Open Data Portal the following morning. CA Open Data Portal is at least 24 Hours behind although a backlog of new case reports at the State level has ostensibly been cleared, some County dashboards still contain notes that indicate data are missing. *California-Demographics.com made by Cubit - a demographic data provider & census.gov

Presumptive active cases - A calculation (Total Cases - Recovered - Dead) (* LA County does not report recovery rates)

News

More detail on page 2

Global Data

More detail on page 4

US Data

More detail on page 5

State Data

More detail on page 11

Riverside County Data

More detail on page 13

Weather

More detail on page 14

News – The collection of news articles is related to COVID-19. The inclusion or order of articles is not intended to reflect their importance, nor is it intended to endorse the political viewpoints or affiliations included in news coverage.

Mexico surpasses 1 million confirmed cases of coronavirus

- Mexico's health ministry reported on Saturday 5,860 new cases of the novel coronavirus in the country and 635 deaths, bringing the official totals to 1,003,253 cases and 98,259 dead.
<https://www.reuters.com/article/idUSL1N21100D>

Iran reports record daily coronavirus cases of 12,543

- New coronavirus infections in Iran have risen by 12,543 in the past 24 hours, a record high, taking the cumulative total to 762,068, the health ministry said on Sunday.
- Ministry spokeswoman Sima Sadat Lari told state TV that 459 people had died in the past 24 hours, pushing the death toll in the Middle East's worst-hit country to 41,493. (Writing by Parisa Hafezi; Editing by Alexander Smith)
<https://www.reuters.com/article/idUSS8N2EU043>

Germany's confirmed coronavirus cases rise by 16,947 - RKI

- Coronavirus cases in Germany increased by 16,947 to 790,503, data from the Robert Koch Institute (RKI) for infectious diseases showed on Sunday.
- The reported death toll rose by 107 to 12,485. (Reporting by Berlin Newsroom; Editing by Kim Coghill)
<https://www.reuters.com/article/idUSL8N211010>

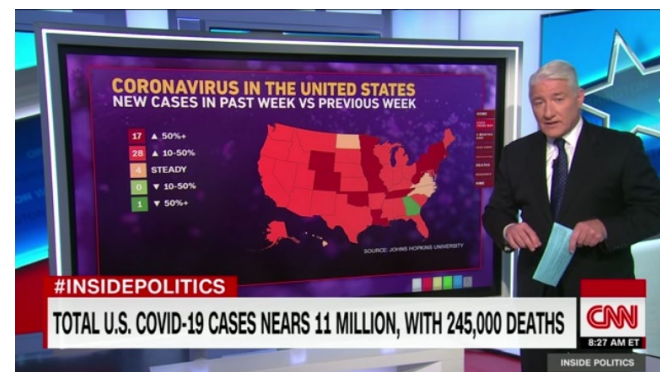
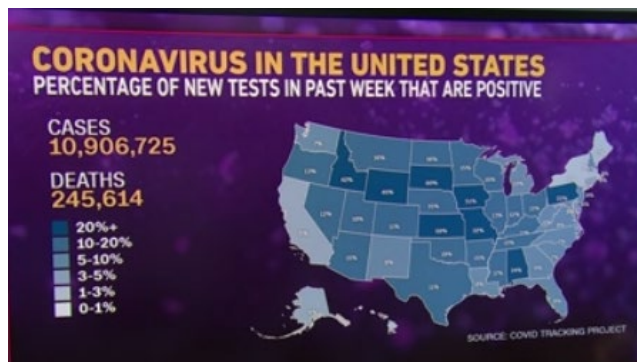
U.S. CDC reports 244,810 deaths from coronavirus

- The U.S. Centers for Disease Control and Prevention (CDC) on Sunday reported 10,846,373 cases of the novel coronavirus, an increase of 155,708 from its previous count, and said the number of deaths had risen by 1,252 to 244,810.
<https://www.reuters.com/article/idUSKBN27V0MV>

Related

Covid-19 in the US: 45 of 50 states heading in wrong direction

<https://www.cnn.com/videos/health/2020/11/15/coronavirus-numbers-cases-deaths-us-ip-king-vpx.cnn>



Moderna's COVID-19 Vaccine Shines In Clinical Trial

- A second COVID-19 vaccine now also appears highly effective in preventing illness following exposure to the virus that causes the disease.
- The biotech company Moderna Inc. said Monday that its experimental vaccine was 94.5% effective in preventing disease, according to an analysis of its clinical trial.

<https://www.npr.org/sections/health-shots/2020/11/16/935239294/modernas-covid-19-vaccine-shines-in-clinical-trial>

Fauci says the nation could start getting back to relative normality by April or July

- Dr. Anthony Fauci, the nation's top infectious expert, told CNN he thinks the nation could start getting back to relative normality by April or July of 2021 saying he thought that would be possible to achieve by the second or third quarter next year.

<https://www.forbes.com/sites/carlieporterfield/2020/11/15/heres-when-experts-say-things-could-get-back-to-back-to-normal-after-coronavirus/?sh=3c85964036ed>

Restrictions Ramp Up As U.S. Coronavirus Cases Top 11 Million

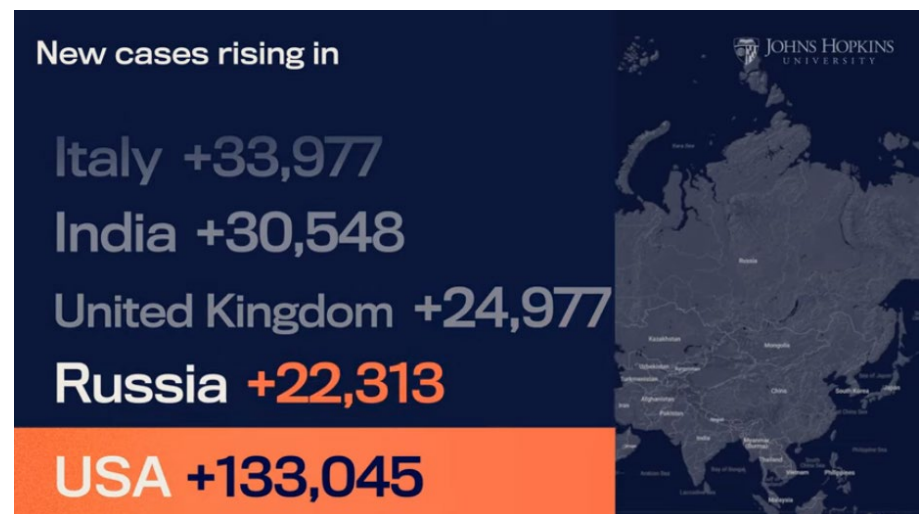
- New case averages up 80 percent; mask mandate in the hardest hit state; doctors call for restrictions.
- Washington Gov. Jay Inslee signed an executive order Sunday limiting capacity at retail grocery stores, banning indoor service at bars and restaurants and prohibiting most gatherings with people outside the household until at least Dec. 14.
- In Michigan, indoor social gatherings and other group activities have been paused for three weeks as officials work to curb rapidly rising coronavirus infection rates.
- Gov. Doug Burgum of North Dakota has announced several measures, including a mask mandate, a limit on indoor dining of 50 percent capacity or 150 people and a suspension of high school winter sports and extracurricular activities until Dec. 14. In the spring, the state was one of a handful of states that never entered a lockdown.
- New Jersey, West Virginia, Maryland, Minnesota, Indiana, Utah, Montana and Alaska all set single-day records for new cases over the weekend.

<https://patch.com/us/across-america/california-next-hit-1m-cases-states-reimpose-restrictions>

JHU's Daily COVID-19 Data in Motion

- [JHU's Daily COVID-19 Data in Motion](#) report shares critical data on COVID-19 from the last 24 hours. Explore COVID-19 trends around the world with our in-depth data tracking:

https://www.youtube.com/watch?v=bQ2HuQ_SrNs&feature=emb_logo



Global Data

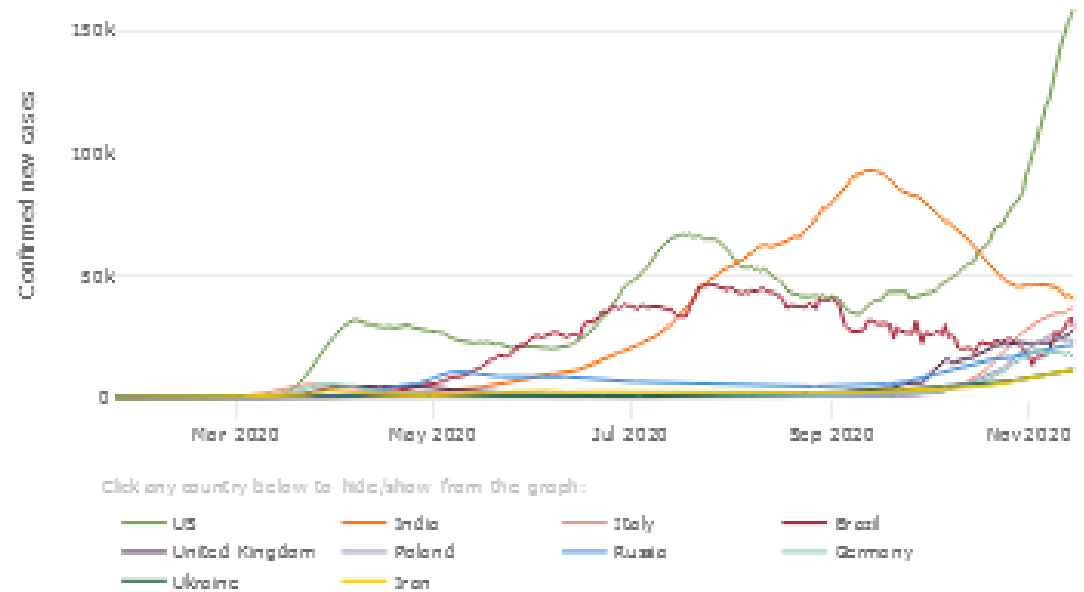
<https://coronavirus.jhu.edu/data/new-cases>

<https://coronavirus.jhu.edu/map.html>



DAILY CONFIRMED NEW CASES (7-DAY MOVING AVERAGE)

Outbreak evolution for the current 10 most affected countries





U.S. Data

https://covid.cdc.gov/covid-data-tracker/#cases_casesper100klast7days

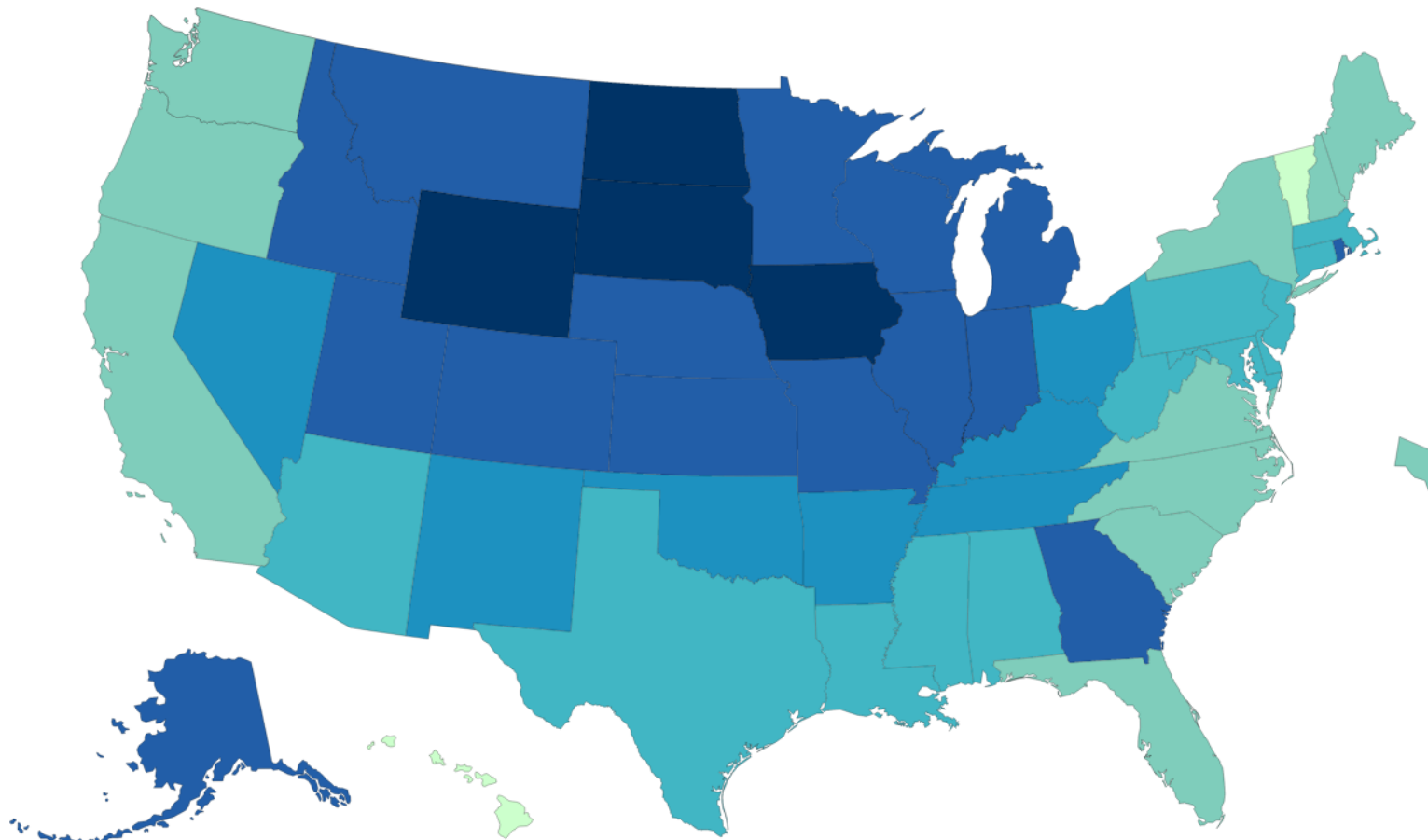
TOTAL CASES
10,846,373
+155,708 New Cases

CASES IN LAST 7 DAYS PER 100K
44.8

TOTAL DEATHS
244,810
+1,252 New Deaths

CDC | Updated: Nov 15 2020 12:16PM

US COVID-19 Case Rate Reported to the CDC in the Last 7 Days, by State/Territory (cases per 100K)



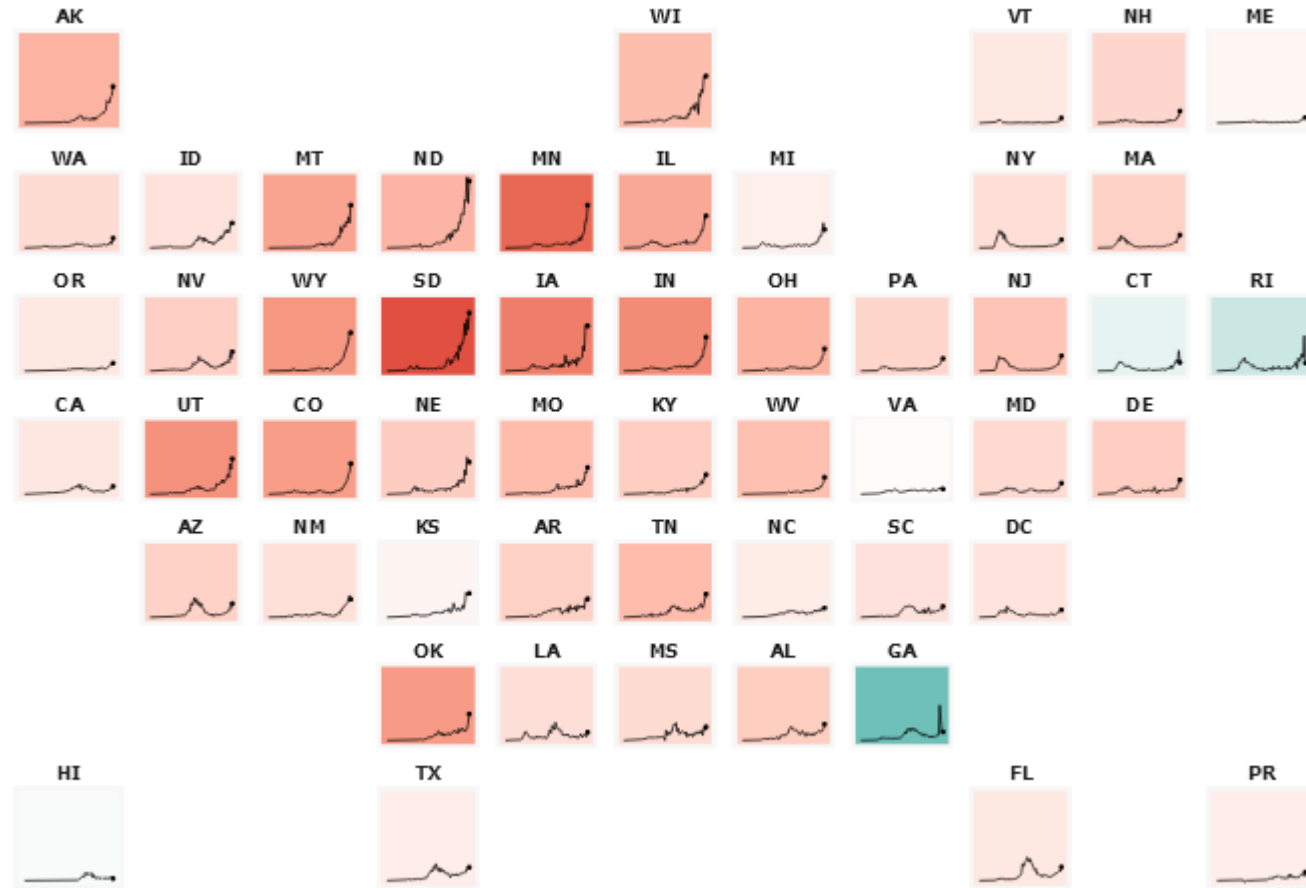
Territories



See trends in confirmed cases for all 50 states

<https://coronavirus.jhu.edu/data/new-cases-50-states>

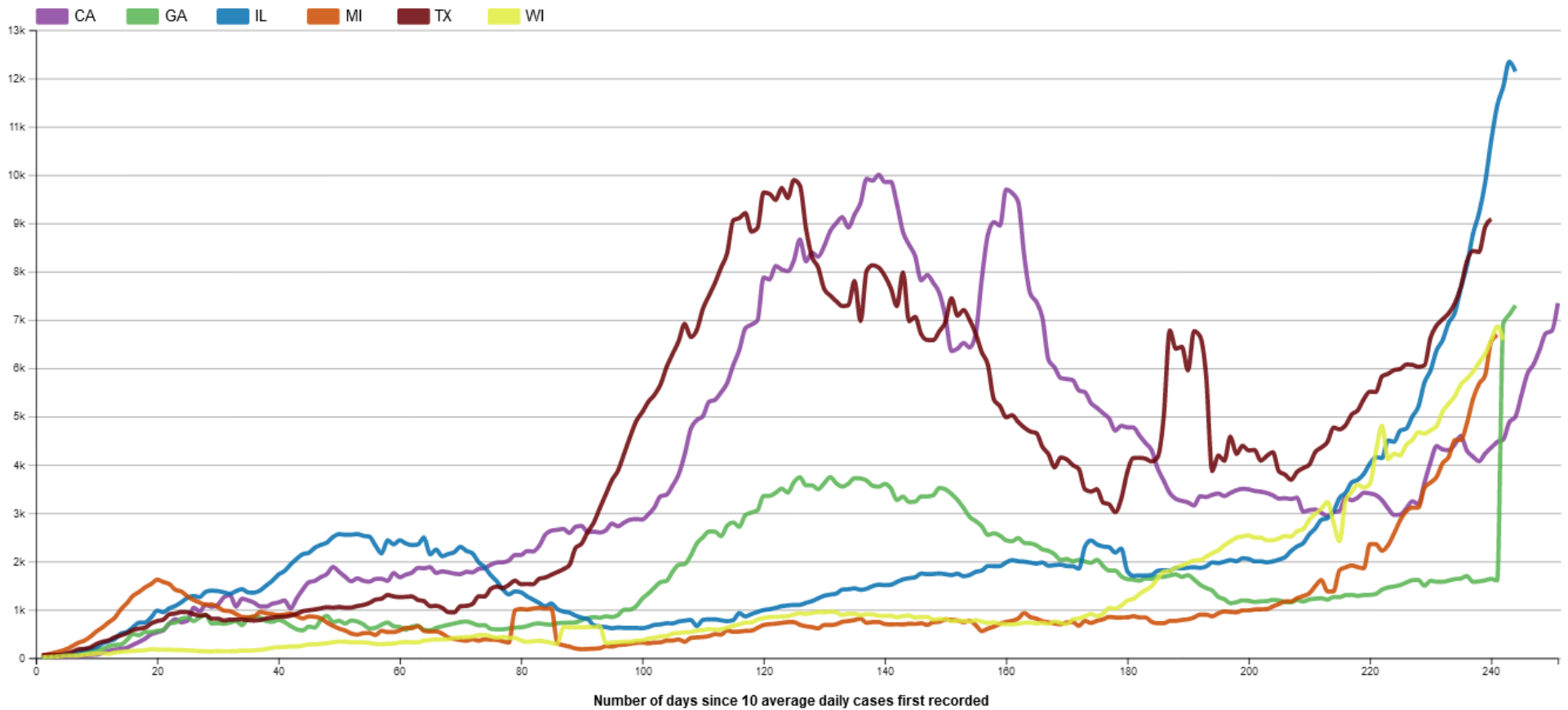
Daily New Cases per 100k people. Data shown from 1/22/20 to 11/15/20.



Compare Trends in COVID-19 Cases and Deaths in the US

New cases of Covid-19, reported to CDC, in CA, GA, IL, MI, TX, and WI

Seven-day rolling average of new cases, by number of days since 10 average daily cases first recorded.



CDC Whats New

<https://www.cdc.gov/coronavirus/2019-ncov/whats-new-all.html>

- [Public Service Announcements \(PSAs\)](#) Monday, November 16, 2020
- [Cases & Deaths by County](#) Sunday, November 15, 2020
- [Cases in the U.S.](#) Sunday, November 15, 2020
- [Staffing Resources](#) Saturday, November 14, 2020
- [Monitoring and Evaluating Covid-19 Mitigation Strategies in K-12 Schools: Interview Guide](#) Friday, November 13, 2020
- [Monitoring and Evaluating Covid-19 Mitigation Strategies In K-12 Schools: Focus Group Guide](#) Friday, November 13, 2020
- [Monitoring and Evaluating Mitigation Strategies in Child Care Programs](#) Friday, November 13, 2020
- [Information for School Nurses and Other Healthcare Personnel \(HCP\) Working in Schools and Child Care Settings](#) Friday, November 13, 2020
- [Late Sequelae of COVID-19](#) Friday, November 13, 2020
- [Healthcare Facilities That Have Implemented COVID-19 Electronic Case Reporting](#) Friday, November 13, 2020
- [Airport Personnel and COVID-19](#) Friday, November 13, 2020
- [Guidance for SARS-CoV-2 Point-of-Care Testing](#) Friday, November 13, 2020
- [Frequently Asked Questions about COVID-19 Vaccination](#) Friday, November 13, 2020
- [Considerations for Monitoring and Evaluation of Mitigation Strategies Implemented in K-12 Schools](#) Friday, November 13, 2020
- [Long-Term Effects of COVID-19](#) Friday, November 13, 2020
- [What Utility Workers Need to Know about COVID-19](#) Friday, November 13, 2020
- [Investigating the Impact of COVID-19 during Pregnancy](#) Friday, November 13, 2020
- [COVID-19 Employer Information for Offshore Oil and Gas](#) Friday, November 13, 2020
- [What Offshore Oil and Gas Workers Need to Know about COVID-19](#) Friday, November 13, 2020
- [COVID-19 Employer Information for Warehousing](#) Friday, November 13, 2020
- [What Warehousing Workers Need to Know about COVID-19](#) Friday, November 13, 2020
- [Previous COVID-19 Forecasts: Cases](#) Friday, November 13, 2020
- [Multistate Assessment of SARS-CoV-2 Seroprevalence in Blood Donors](#) Friday, November 13, 2020
- [Data on COVID-19 during Pregnancy](#) Friday, November 13, 2020
- [An Approach for Monitoring and Evaluating Community Mitigation Strategies for COVID-19](#) Friday, November 13, 2020
- [Previous COVID-19 Forecasts: Hospitalizations](#) Friday, November 13, 2020
- [Meat and Poultry Processing Facility Assessment Toolkit](#) Friday, November 13, 2020
- [COVID-19 Forecasts: Hospitalizations](#) Friday, November 13, 2020
- [Frequently Asked Questions about Coronavirus \(COVID-19\) for Laboratories](#) Friday, November 13, 2020
- [What Rideshare, Taxi, Limo, and other Passenger Drivers-for-Hire Need to Know about COVID-19](#) Friday, November 13, 2020
- [COVIDView Weekly Summary](#) Friday, November 13, 2020
- [Guidance for Pharmacies](#) Friday, November 13, 2020

- [If You Are Sick or Caring for Someone](#) Friday, November 13, 2020
- [Schools and Childcare Programs](#) Friday, November 13, 2020
- [Colleges, Universities, and Higher Learning](#) Friday, November 13, 2020
- [Community, Work, and School](#) Friday, November 13, 2020
- [Frequently Asked Questions](#) Friday, November 13, 2020
- [Erratum: Vol 69, No 43](#) Thursday, November 12, 2020
- [Multiple COVID-19 Outbreaks Linked to a Wedding Reception in Rural Maine - August 7-September 14, 2020](#) Thursday, November 12, 2020
- [Risk Assessment and Management of COVID-19 Among Travelers Arriving at Designated U.S. Airports, January 17-September 13, 2020](#) Thursday, November 12, 2020
- [COVID-19 Outbreak in an Amish Community - Ohio, May 2020](#) Thursday, November 12, 2020
- [CDC Science Agenda for COVID-19](#) Thursday, November 12, 2020
- [Investigating the Impact of COVID-19 during Pregnancy](#) Thursday, November 12, 2020
- [What Nail Salon Employees Need to Know about COVID-19](#) Thursday, November 12, 2020
- [What Construction Workers Need to Know about COVID-19](#) Thursday, November 12, 2020
- [What Long-haul Truck Drivers Need to Know about COVID-19](#) Thursday, November 12, 2020
- [What School Nutrition Professionals and Volunteers at Schools Need to Know about COVID-19](#) Thursday, November 12, 2020
- [Meat and Poultry Processing Workers and Employers](#) Thursday, November 12, 2020
- [COVID-19 Employer Information for Rail Transit Operators](#) Thursday, November 12, 2020
- [Cases & Deaths by County](#) Wednesday, November 11, 2020
- [Cases in the U.S.](#) Wednesday, November 11, 2020
- [Holiday Celebrations](#) Wednesday, November 11, 2020
- [Crew Disembarkations through Commercial Travel](#) Wednesday, November 11, 2020
- [Scientific Brief: Community Use of Cloth Masks to Control the Spread of SARS-CoV-2](#) Tuesday, November 10, 2020
- [Celebrating Thanksgiving](#) Tuesday, November 10, 2020
- [Late Sequelae of COVID-19](#) Tuesday, November 10, 2020
- [COVID-19 Science Update released: November 10, 2020](#) Tuesday, November 10, 2020
- [Long-Term Effects of COVID-19](#) Tuesday, November 10, 2020
- [COVID-19 Published Science and Research](#) Tuesday, November 10, 2020
- [Funeral Home Workers](#) Tuesday, November 10, 2020
- [Protecting Seafood Processing Workers from COVID-19](#) Tuesday, November 10, 2020
- [Agriculture Workers and Employers](#) Tuesday, November 10, 2020
- [Contact Tracing](#) Tuesday, November 10, 2020
- [What Maritime Pilots Need to Know about COVID-19](#) Tuesday, November 10, 2020
- [Manufacturing Workers and Employers](#) Tuesday, November 10, 2020
- [Staffing Resources](#) Tuesday, November 10, 2020



California Takes Action to Combat COVID-19

<https://www.gov.ca.gov/california-takes-action-to-combat-covid-19/>

State Data

<https://covid19.ca.gov/>
<https://update.covid19.ca.gov/#top>
<https://www.cdph.ca.gov/Programs/CID/DCDC/Pages/Immunization/ncov2019.aspx#>

“Safer Economy Blueprint”

<https://covid19.ca.gov/safer-economy>

Blueprint for a Safer Economy – COVID-19 and Equity

<https://www.cdph.ca.gov/Programs/CID/DCDC/Pages/COVID-19/CaliforniaHealthEquityMetric.aspx>
<https://covid19.healthyplacesindex.org/>
<https://map.healthyplacesindex.org/>

Statewide industry guidance to reduce risk

<https://covid19.ca.gov/industry-guidance/#top>
<https://www.cdph.ca.gov/Programs/CID/DCDC/Pages/Guidance.aspx>

Data models

<https://covid19.ca.gov/data-and-tools/>



Office of Governor
GAVIN NEWSOM

Press Releases, Executive Orders, Media Advisories,
Proclamations, and “On the Record” Column

<https://www.gov.ca.gov/newsroom/>

California COVID-19 By The Numbers

November 15, 2020

Numbers as of November 14, 2020

CALIFORNIA COVID-19 SPREAD

1,019,345 (+10,968)
CASES

Ages of Confirmed Cases

- 0-17: 111,029
- 18-49: 608,738
- 50-64: 191,565
- 65+: 107,074
- Unknown/Missing: 939

Gender of Confirmed Cases

- Female: 515,924
- Male: 495,550
- Unknown/Missing: 7,871

18,253 (+35)

Fatalities

Hospitalizations

Confirmed COVID-19
3,683/1,001
Hospitalized/in ICU

Suspected COVID-19
771/93
Hospitalized/in ICU

Tracking COVID-19

In California, Updated November 15, 2020 at 11:00 AM with
data from November 14, 2020

Cases **1,019,345** +1.1%

Deaths **18,253** +0.2%

Tests **20,866,785**

COUNTY MAP

STATE DASHBOARD

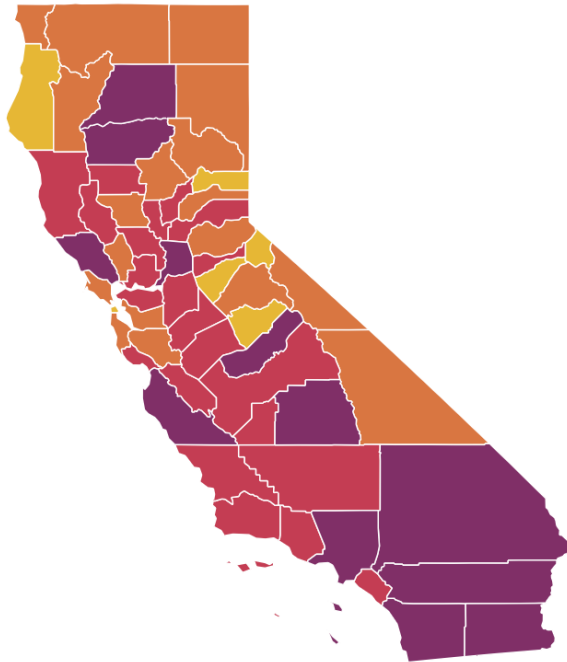
Your actions **save lives.**

covid19.ca.gov



Current tier assignments as of November 10, 2020

All data and tier assignments are updated weekly every Tuesday.



Statewide metrics

8.4 New COVID-19 positive cases per day per 100K

3.4% Positivity rate

Find a county

Click on the map for updated metrics

- Widespread
- Substantial
- Moderate
- Minimal

	Higher Risk \longrightarrow Lower Risk of Community Disease Transmission			
	Widespread Tier 1	Substantial Tier 2	Moderate Tier 3	Minimal Tier 4
Measure*				
Adjusted Case Rate for Tier Assignment** (Rate per 100,000 excluding prison cases, 7 day average with 7 day lag)	>7	4-7	1-3.9	<1
Testing Positivity*** (Excluding prison cases, 7 day average with 7 day lag)	>8%	5-8%	2.4-9%	<2%

State Officials Announce Latest COVID-19 Facts

November 15, 2020 - The California Department of Public Health (CDPH) today announced the most recent statistics on COVID-19.

State Officials Announce Latest COVID-19 Facts

November 14, 2020 - The California Department of Public Health (CDPH) today announced the most recent statistics on COVID-19.

State Officials Announce Latest COVID-19 Facts

November 13, 2020 - The California Department of Public Health (CDPH) today announced the most recent statistics on COVID-19.

State Officials Announce Latest COVID-19 Facts

November 12, 2020 - The California Department of Public Health (CDPH) today announced the most recent statistics on COVID-19.

State Officials Announce Latest COVID-19 Facts

November 11, 2020 - The California Department of Public Health (CDPH) today announced the most recent statistics on COVID-19.

State Officials Announce Latest COVID-19 Facts

November 10, 2020 - The California Department of Public Health (CDPH) today announced the most recent statistics on COVID-19.



Riverside County Data

<https://www.rivcoph.org/coronavirus>

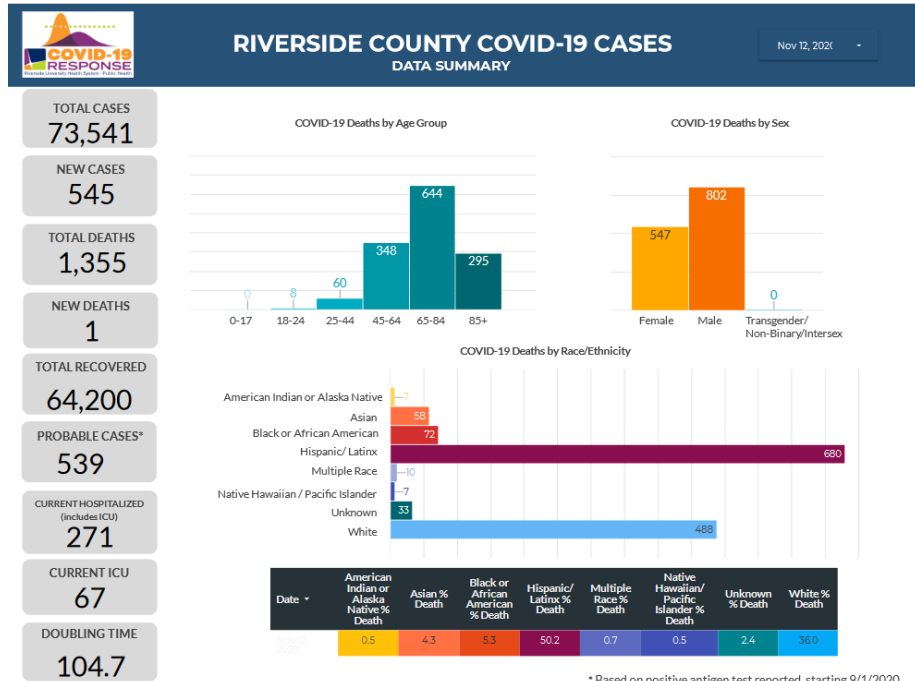
RUHS Public Health News:

- [Riverside University Health System Receives \\$625,000 Grant to Expand Access to Primary Care](#) - November 10, 2020
- [CNUSD TK-6 Waiver Approved by County & State](#) - November 3, 2020
- Riverside County health officials offer alternatives to traditional Halloween celebrations [English](#) / [Spanish](#) - October 29, 2020
- Riverside County officials: It's up to all of us to return to red. Get tested [English](#) / [Spanish](#) - October 23, 2020
- State announces Riverside County moved back to purple tier, businesses to adjust within 72 hours [English](#) / [Spanish](#) - October 20, 2020
- Three free flu-shot clinics planned throughout Riverside County starting Friday [English](#) / [Spanish](#) - October 15, 2020

Dashboard -Click [here](#) for more detailed city/community data and reports


Daily Epidemiology Summary updated 11-12-2020

https://rivcoph.org/Portals/0/Documents/CoronaVirus/November/Dashboard/3/Public%20Daily_COVID-19_Updates%20-%202020-11-12.pdf?ver=2020-11-12-145604-913×tamp=1605221902114



Total Tests 921,882	Confirmed 74,180	Currently Hospitalized 286 <small>Includes 65 in ICU</small>	Deaths 1,367	Recovered 64,368
Current County Risk Level WIDESPREAD <small>Many non-essential indoor business operations are closed</small>	Current Adjusted Case Rate per 100K 13.9 <small>For State Tier Assignment</small>	Positivity Rate 6.7% <small>State-Calculated</small>	Information on State Reopening Metrics Here	Detailed Community Data and Reports Here

Weather

 National Weather Service San Diego, California		Weather Threats Outlook 10:30 AM PST Monday, November 16, 2020						
County	Zone	Mon 11/16	Tue 11/17	Wed 11/18	Thu 11/19	Fri 11/20	Sat 11/21	Sun 11/22
San Diego	Beach/Marine	High Tides Warm	High Tides	None	None	None	None	None
	Coast	Warm	None	None	None	None	None	None
	Valleys	Warm	Warm	None	None	None	None	None
	Mountains	Fire Weather	Fire Weather	None	None	None	Breezy	Breezy
	Deserts	Warm	Warm	Warm	None	None	Breezy	Breezy
Orange	Beach	High Tides Warm	High Tides	None	None	None	None	None
	Coast	Warm	None	None	None	None	None	None
	Inland	Warm	Warm	None	None	None	None	None
	Mountains	Fire Weather	Fire Weather	None	None	None	None	None
Riverside	Inland Empire	Warm	Warm	None	None	None	None	None
	Mountains	Fire Weather	Fire Weather	None	None	None	Breezy	Breezy
	Desert	Warm	Warm	Warm	None	None	Breezy	Breezy
San Bernardino	Inland Empire	Warm	Warm	None	None	None	None	None
	Mountains	Fire Weather	Fire Weather	None	None	None	Breezy	Breezy
	Desert	Fire Weather	Fire Weather	None	None	None	Breezy	Breezy

Impact Threat Levels: None (Green), Low (Yellow), Medium (Orange), High (Red), Extreme (Purple)

Latest hazard threat table: <https://www.wrh.noaa.gov/sqx/event/dsstable.php>

<https://www.weather.gov/forecastpoints#>