



Daily Situation Summary

Friday, November 6, 2020

As of 10:00 AM

COVID-19 by the Numbers

11/6/2020	Riverside	Imperial	Kern	Los Angeles*	Orange	San Bernardino	San Diego	San Luis Obispo	Santa Barbara	Ventura	California	United States	Global
Total Cases	69,562	13,087	34,027	310,456	60,463	65,891	58,126	4,389	10,026	14,936	944,576	9,581,770	48,196,862
New Cases	262	43	70	1,644	180	571	404	18	18	120	4,566	117,988	266,409
Total Cases Per Capita	2,919	7,262	3,853	3,074	1,911	3,086	1,760	1,559	2,259	1,761	2,413	2,899	788
New Cases Per Capita	10.99	23.86	7.93	16.28	5.69	26.74	12.23	6.40	4.06	14.15	11.66	35.70	6.76
Recovered	62,260	12,542	17,542	Not Reported	54,429	63,161	52,594	4,185	9,829	14,901	490,124	6,343,803	35,137,067
Total Deaths	1,329	338	426	7,117	1,491	1,088	904	33	130	167	17,815	234,264	1,226,813
New Deaths	5	0	1	20	7	9	3	0	1	0	63	1,135	5,031
Deaths Per Capita	55.76	187.55	48.24	70.48	47.12	50.95	27.37	11.72	29.30	19.69	45.51	70.87	19.77
Presumptive active cases	5,973	207	16,059		4,543	1,642	4,628	171	67	-132	436,637	3,003,703	23,984,341
% of State's Cases	7.36%	1.39%	3.60%	32.87%	6.40%	6.98%	6.15%	0.46%	1.06%	1.58%	9.86%	15.80%	
Currently in Hospitals	261	50	53	1,143	227	339	329	8	15	35	3,462		
Total Hospital Beds	3,446	259	1,328	20,000	5,879	3,978	6,951	460	688	1,232	68,361		
Currently in ICU	57	15	21	238	76	77	93	2	3	12	814		
ICU Beds Available	67	1	51	693	189	95	262	23	59	34	2,204		
Case Fatality Rate	1.911%	2.583%	1.252%	2.292%	2.466%	1.651%	1.555%	0.752%	1.297%	1.118%	1.886%	2.445%	2.509%
Population*	2,383,286	180,216	883,053	10,098,052	3,164,182	2,135,413	3,302,833	281,455	443,738	848,112	39,148,760	330,544,225	7,695,773,000
% of Population	6.09%	0.46%	2.26%	25.79%	8.08%	5.45%	8.44%	0.72%	1.13%	2.17%	0.29%	0.1245%	

Sources: CDPH, WHO, CDC

The date for which case statistics and hospital data were reported. Hospital COVID data are self-reported through a portal managed by the California Hospital Association and pulled at 2pm. COVID case statistics are reported by local health departments to CalREDIE and are pulled at 2pm. Hospital data and case statistics are integrated by the California Department of Technology and made available through the Open Data Portal the following morning. CA Open Data Portal is at least 24 Hours behind although a backlog of new case reports at the State level has ostensibly been cleared, some County dashboards still contain notes that indicate data are missing. *California-Demographics.com made by Cubit - a demographic data provider & census.gov

Presumptive active cases - A calculation (Total Cases - Recovered - Dead) (* LA County does not report recovery rates)

News

More detail on page 2

US Data

More detail on page 3

State Data

More detail on page 10

Riverside County Data

More detail on page 15

Weather

More detail on page 16

News – The collection of news articles is related to COVID-19. The inclusion or order of articles is not intended to reflect their importance, nor is it intended to endorse the political viewpoints or affiliations included in news coverage.

Experts urge caution over Denmark's mink coronavirus scare

- Danish government experts have said they are acting with an “abundance of caution” in imposing new restrictions in northern Jutland after a number of cases of a mutation of coronavirus linked to mink.
- The country’s prime minister, Mette Frederiksen, had said the measures were being put in place since the mutation of the virus could potentially have an impact on the efficacy of vaccines in development, but the experts stressed on Friday there was as yet no hard evidence to suggest it would.
- The World Health Organization also offered a circumspect assessment of the risk from the new mink variant. Soumya Swaminathan, the WHO’s chief scientist, said on Friday it was too early to jump to conclusions about the implications of mutations in the virus found in mink.
- “We need to wait and see what the implications are but I don’t think we should come to any conclusions about whether this particular mutation is going to impact vaccine efficacy,” she said. “We don’t have any evidence at the moment that it would.”
<https://www.theguardian.com/world/2020/nov/06/coronavirus-mutation-danish-mink-spreads-to-214-people>

How a 'warm vaccine' could help India tackle coronavirus

- In India's summers, temperatures can easily rise to 50C (122F). Nearly all vaccines need to be transported and distributed between 2C and 8C in what comprises the so-called cold chain. Most of the Covid-19 vaccines under development, according to the WHO, will need to be refrigerated at temperatures well below 0C, the freezing point of water.
- Imagine a Covid-19 vaccine that is heat tolerant and can be transported to remote towns and villages for tens of millions of jabs without depending on the cold chain. A group of Indian scientists are working on such a vaccine. The "warm" or a heat-stable vaccine, they claim, can be stored at 100C for 90 minutes, at 70C for about 16 hours, and at 37C for more than a month and more.
<https://www.bbc.com/news/world-asia-india-54792287>

Nasal Spray Prevents Covid Infection in Ferrets, Study Finds

- Scientists at Columbia University have developed a treatment that blocks the virus in the nose and lungs, is inexpensive and needs no refrigeration.
- A nasal spray that blocks the absorption of the SARS-CoV-2 virus has completely protected ferrets it was tested on, according to [a small study](#) released on Thursday by an international team of scientists. The study, which was limited to animals and has not yet been peer-reviewed, was assessed by several health experts at the request of The New York Times.
<https://www.nytimes.com/2020/11/05/health/coronavirus-ferrets-vaccine-spray.html>

First COVID-19 Vaccine Doses To Go To Health Workers, Say CDC Advisers

Health care workers will almost certainly get the first doses of COVID-19 vaccine in the U.S. when one is approved, according to Dr. José Romero, head of the committee that develops evidence-based immunization guidelines for the Centers for Disease Control and Prevention.

<https://www.npr.org/sections/health-shots/2020/11/05/931844298/first-covid-19-vaccine-doses-to-go-to-health-workers-say-cdc-advisers>

CDC Report: Officials Knew Coronavirus Test Was Flawed But Released It Anyway (4 Min Listen)

- On Feb. 6, a scientist in a small infectious disease lab on the Centers for Disease Control and Prevention campus in Atlanta was putting a coronavirus test kit through its final paces. The lab designed and built the diagnostic test in record time, and the little vials that contained necessary reagents to identify the virus were boxed up and ready to go. But NPR has learned the results of that final quality control test suggested something troubling — it said the kit could fail 33% of the time.
- Under normal circumstances, that kind of result would stop a test in its tracks, half a dozen public and private lab officials told NPR. But an internal CDC review obtained by NPR confirms that lab officials decided to release the kit anyway. This is the first time the early detection of a problem has been reported. The revelation comes from a CDC internal review, known as a "root-cause analysis," which the agency conducted to understand why an early coronavirus test didn't work properly and wound up costing scientists precious weeks in the early days of a pandemic.

<https://www.npr.org/2020/11/06/929078678/cdc-report-officials-knew-coronavirus-test-was-flawed-but-released-it-anyway>

US economy adds 638,000 jobs in October as recovery slows

- The economy added 638,000 jobs in October, the US Bureau of Labor Statistics reported on Friday – 34,000 fewer than September's revised number – while the unemployment rate ticked down to 6.9 percent.

<https://www.aljazeera.com/economy/2020/11/6/us-economy-adds-638000-jobs-in-october-as-recovery-slows>

Some good news

The website, with its archive of 21,000 positive news stories from around the globe

<https://www.goodnewsnetwork.org/>

Key Ingredient in Coronavirus Tests Comes From Yellowstone's Heated Pools

<https://www.goodnewsnetwork.org/covid19-test-process-started-in-bacteria-found-in-yellowstone/>



U.S. Data

CDC Whats New

<https://www.cdc.gov/coronavirus/2019-ncov/whats-new-all.html>

- [Protecting Seafood Processing Workers from COVID-19](#) Friday, November 06, 2020
- [Agriculture Workers and Employers](#) Friday, November 06, 2020
- [Frequently Asked Questions about Coronavirus \(COVID-19\) for Laboratories](#) Friday, November 06, 2020
- [What Firefighters and EMS Providers Need to Know about COVID-19](#) Friday, November 06, 2020
- [Contact Tracing Resources for Health Departments](#) Friday, November 06, 2020
- [What Law Enforcement Personnel Need to Know about Coronavirus Disease 2019 \(COVID-19\)](#) Friday, November 06, 2020
- [Public Service Announcements \(PSAs\)](#) Friday, November 06, 2020
- [Communication Resources](#) Friday, November 06, 2020
- [Clinical Questions about COVID-19: Questions and Answers](#) Friday, November 06, 2020
- [Data on COVID-19 during Pregnancy](#) Thursday, November 05, 2020
- [Daily Activities and Going Out](#) Thursday, November 05, 2020
- [Frequently Asked Questions about COVID-19 Vaccination](#) Wednesday, November 04, 2020
- [Data on COVID-19 during Pregnancy](#) Wednesday, November 04, 2020
- [Coronavirus Disease 2019 \(COVID-19\)](#) Wednesday, November 04, 2020
- [Cases & Deaths by County](#) Tuesday, November 03, 2020



California Takes Action to Combat COVID-19

<https://www.gov.ca.gov/california-takes-action-to-combat-covid-19/>

State Data

<https://covid19.ca.gov/>
<https://update.covid19.ca.gov/#top>
<https://www.cdph.ca.gov/Programs/CID/DCDC/Pages/Immunization/ncov2019.aspx#>

“Safer Economy Blueprint”

<https://covid19.ca.gov/safer-economy>

Blueprint for a Safer Economy – COVID-19 and Equity

<https://www.cdph.ca.gov/Programs/CID/DCDC/Pages/COVID-19/CaliforniaHealthEquityMetric.aspx>
<https://covid19.healthyplacesindex.org/>
<https://map.healthyplacesindex.org/>

Statewide industry guidance to reduce risk

<https://covid19.ca.gov/industry-guidance/#top>
<https://www.cdph.ca.gov/Programs/CID/DCDC/Pages/Guidance.aspx>

Data models

<https://covid19.ca.gov/data-and-tools/>



Office of Governor
GAVIN NEWSOM

Press Releases, Executive Orders, Media Advisories,
Proclamations, and “On the Record” Column

<https://www.gov.ca.gov/newsroom/>

California COVID-19 By The Numbers

November 5, 2020

Numbers as of November 4, 2020

CALIFORNIA COVID-19 SPREAD

944,576 (+4,566)
CASES

Ages of Confirmed Cases

- 0-17: 101,430
- 18-49: 564,094
- 50-64: 178,172
- 65+: 100,004
- Unknown/Missing: 876

Gender of Confirmed Cases

- Female: 477,502
- Male: 459,667
- Unknown/Missing: 7,407

17,815 (+63)

Fatalities

Hospitalizations

Confirmed COVID-19
2,712/814
Hospitalized/In ICU

Suspected COVID-19
750/108
Hospitalized/In ICU

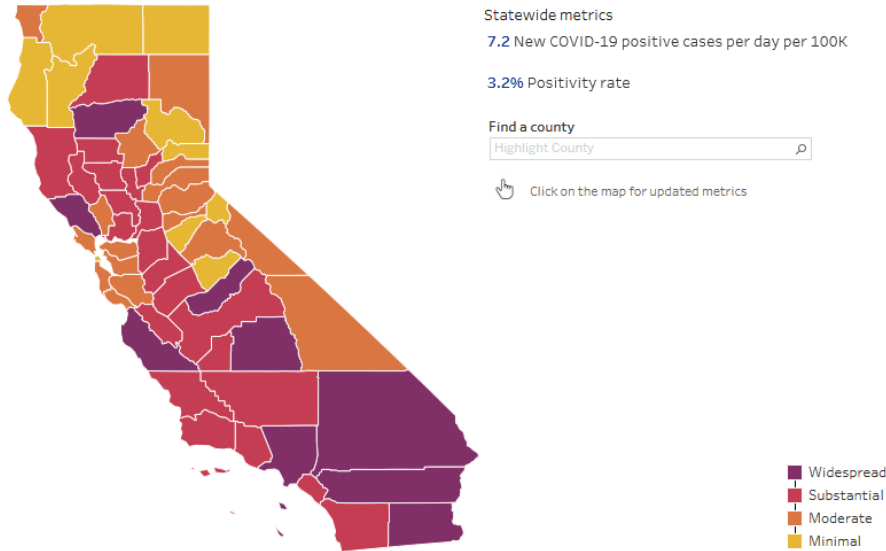
Your actions **save lives.**

covid19.ca.gov



Current tier assignments as of October 27, 2020

All data and tier assignments are updated weekly every Tuesday (due to Election Day, the Tuesday, November 3 update has been moved to Wednesday, November 4).



	Higher Risk → Lower Risk of Community Disease Transmission			
	Widespread Tier 1	Substantial Tier 2	Moderate Tier 3	Minimal Tier 4
Measure*				
Adjusted Case Rate for Tier Assignment** (Rate per 100,000 excluding prison cases, 7 day average with 7 day lag)	>7	4-7	1-3.9	<1
Testing Positivity*** (Excluding prison cases, 7 day average with 7 day lag)	>8%	5-8%	2.4-9%	<2%

State Officials Announce Latest COVID-19 Facts

November 4, 2020 - The California Department of Public Health (CDPH) today announced the most recent statistics on COVID-19.

State Officials Announce Latest COVID-19 Facts

November 3, 2020 - The California Department of Public Health (CDPH) today announced the most recent statistics on COVID-19.

State Officials Announce Latest COVID-19 Facts

November 2, 2020 - The California Department of Public Health (CDPH) today announced the most recent statistics on COVID-19.

State Officials Announce Latest COVID-19 Facts

November 1, 2020 - The California Department of Public Health (CDPH) today announced the most recent statistics on COVID-19.

State Officials Announce Latest COVID-19 Facts

October 31, 2020 - The California Department of Public Health (CDPH) today announced the most recent statistics on COVID-19.



Riverside County Data

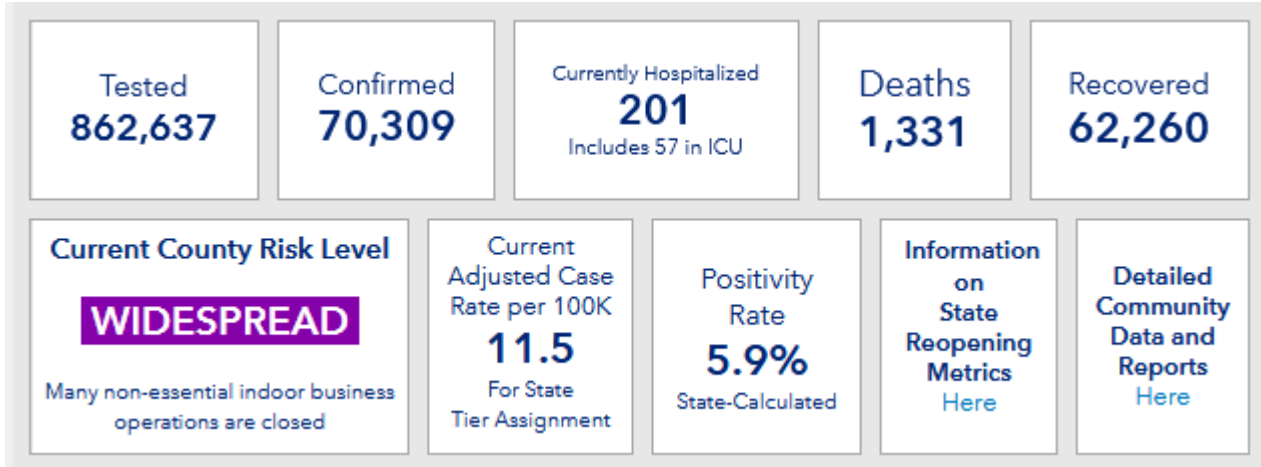
RUHS Public Health News:

- [CNUSD TK-6 Waiver Approved by County & State](#) - November 3, 2020
- Riverside County health officials offer alternatives to traditional Halloween celebrations [English](#) / [Spanish](#) - October 29, 2020
- Riverside County officials: It's up to all of us to return to red. Get tested [English](#) / [Spanish](#) - October 23, 2020
- State announces Riverside County moved back to purple tier, businesses to adjust within 72 hours [English](#) / [Spanish](#) - October 20, 2020
- Three free flu-shot clinics planned throughout Riverside County starting Friday [English](#) / [Spanish](#) - October 15, 2020


Dashboard -Click [here](#) for more detailed city/community data and reports

Daily Epidemiology Summary updated 11-05-2020

https://www.rivcoph.org/Portals/0/Documents/CoronaVirus/November/Dashboard/1/Public_Daily_COVID-19_Updates_2020-11-05.pdf?ver=2020-11-05-151802-380×tamp=1604618303305



Weather

 National Weather Service San Diego, California		Weather Threats Outlook 11 AM PST Thursday November 5, 2020						
County	Zone	Thu 11/5	Fri 11/6	Sat 11/7	Sun 11/8	Mon 11/9	Tue 11/10	Wed 11/11
San Diego	Beach/Marine	Warm	Increasing Wind & Surf	Windy/Showers High Surf	Windy/Showers High Surf	Cool Elevated Surf	Cool	Cool
	Coast	Warm	Cooler	Showers/Breezy	Showers/Breezy	Cool	Cool	Cool
	Valleys	Fire Weather Very Warm	Cooler	Showers Breezy	Showers Breezy	Cool	Cool	Cool
	Mountains	Fire Weather	Windy PM	Showers/Fog Windy	Showers/Fog Windy	Cold	Cold	Fire Weather
	Deserts	Very warm	Windy PM	Windy	Windy	Cool	Cool	Cool
Orange	Beach	Warm	Cooler	Showers/Breezy Elevated Surf	Showers/Breezy Elevated Surf	Cool	Cool	Cool
	Coast	Warm	Cooler	Showers Breezy	Showers Breezy	Cool	Cool	Cool
	Inland	Very Warm	Cooler	Showers Breezy	Showers Breezy	Cool	Cool	Cool
	Mountains	Fire Weather	Breezy	Showers/Fog Breezy	Showers/Fog Breezy	Cold	Cold	Cool
Riverside	Inland Empire	Fire Weather Very Warm	Cooler	Showers Breezy	Showers Breezy	Cool	Cool	Cool
	Mountains	Fire Weather	Windy PM	Snow/Rain/Fog Windy	Snow/Rain/Fog Windy	Cold	Cold	Fire Weather
	Desert	Very warm	Windy PM	Windy	Windy	Cool	Cool	Cool
San Bernardino	Inland Empire	Fire Weather Very warm	Cooler	Showers Breezy	Showers Breezy	Cool	Cool	Cool
	Mountains	Fire Weather	Windy PM	Snow/Rain/Fog Windy	Snow/Rain/Fog Windy	Cold	Cold	Fire Weather
	Desert	Very warm	Windy PM	Windy	Windy	Patchy Frost	Patchy Frost	Cool

Impact Threat Levels
None
Low
Medium
High
Extreme

Latest hazard threat table: <https://www.wrh.noaa.gov/sqx/event/dsstable.php>

<https://www.weather.gov/forecastpoints#>