



Daily Situation Summary

Wednesday, November 4, 2020

As of 10:00 AM

COVID-19 by the Numbers

11/4/2020	Riverside	Imperial*	Kern	Los Angeles	Orange	San Bernardino	San Diego	San Luis Obispo	Santa Barbara	Ventura	California	United States	Global
Total Cases	68,833	13,004	33,834	307,620	59,996	64,629	57,429	4,303	9,985	14,767	934,672	9,268,818	47,362,304
New Cases	340	35	74	1,403	263	290	307	0	16	81	4,044	86,190	436,068
Total Cases Per Capita	2,888	7,216	3,831	3,046	1,896	3,027	1,739	1,529	2,250	1,741	2,387	2,804	615
New Cases Per Capita	14.27	19.42	8.38	13.89	8.31	13.58	9.30	0.00	3.61	9.55	10.33	26.08	5.67
Recovered	61,730	12,501	17,474	Not Reported	53,934	62,278	52,099	4,139	9,782	14,631	485,917	6,238,586	34,506,403
Total Deaths	1,322	338	424	7,076	1,483	1,079	891	33	129	167	17,686	230,893	1,211,986
New Deaths	3	0	0	2	-1	1	0	1	1	1	14	510	7,084
Deaths Per Capita	55.47	187.55	48.02	70.07	46.87	50.53	26.98	11.72	29.07	19.69	45.18	69.85	15.75
Presumptive active cases	5,781	165	15,936		4,579	1,272	4,439	131	74	-31	431,069	2,799,339	11,643,915
% of State's Cases	7.36%	1.39%	3.62%	32.91%	6.42%	6.91%	6.14%	0.46%	1.07%	1.58%	10.08%	19.57%	
Currently in Hospitals	250	48	48	1,046	214	297	291	7	14	38	3,270		
Total Hospital Beds	3,363	259	1,307	19,933	5,744	3,951	6,957	460	688	1,225	67,660		
Currently in ICU	53	14	22	238	60	62	87	2	2	13	743		
ICU Beds Available	60	1	56	807	197	121	289	26	64	48	2,519		
Case Fatality Rate	1.921%	2.599%	1.253%	2.300%	2.472%	1.670%	1.551%	0.767%	1.292%	1.131%	1.892%	2.491%	2.559%
Population*	2,383,286	180,216	883,053	10,098,052	3,164,182	2,135,413	3,302,833	281,455	443,738	848,112	39,148,760	330,544,225	7,695,773,000
% of Population	6.09%	0.46%	2.26%	25.79%	8.08%	5.45%	8.44%	0.72%	1.13%	2.17%	0.28%	0.1204%	

Sources: CDPH, WHO, CDC

The date for which case statistics and hospital data were reported. Hospital COVID data are self-reported through a portal managed by the California Hospital Association and pulled at 2pm. COVID case statistics are reported by local health departments to CalREDIE and are pulled at 2pm. Hospital data and case statistics are integrated by the California Department of Technology and made available through the Open Data Portal the following morning. CA Open Data Portal is at least 24 Hours behind although a backlog of new case reports at the State level has ostensibly been cleared, some County dashboards still contain notes that indicate data are missing. *California-Demographics.com made by Cubit - a demographic data provider & census.gov

Presumptive active cases - A calculation (Total Cases - Recovered - Dead) (LA County does not report recovery rates and *Imperial County case data reporting is delayed to the state data source)

News

More detail on page 2

US Data

More detail on page 3

State Data

More detail on page 7

Riverside County Data

More detail on page 10

Weather

More detail on page 11

News – The collection of news articles is related to COVID-19. The inclusion or order of articles is not intended to reflect their importance, nor is it intended to endorse the political viewpoints or affiliations included in news coverage.

Algeria's president Tebboune tests positive for COVID-19

<https://www.aljazeera.com/news/2020/11/3/algerias-president-hospitalized-due-to-covid-19>

UAE prime minister receives coronavirus vaccine shot

<https://www.aljazeera.com/news/2020/11/3/uae-pm-and-dubai-ruler-receives-coronavirus-vaccine>

Critical moment' as Europe, N Africa see COVID-19 surge: WHO

<https://www.aljazeera.com/news/2020/11/3/critical-moment-as-europe-n-africa-see-covid-19-surge-who>

The US reported its second-highest number of new Covid-19 cases on Election Day, with more than 91,000 infections

https://lacrossetribune.com/lifestyles/health-med-fit/the-us-reported-its-second-highest-number-of-new-covid-19-cases-on-election-day/article_fb6b1256-f97c-5803-9f8a-67b2fb30da07.html

North Dakota Republican who died of Covid-19 wins seat in state legislature

<https://www.cnn.com/2020/11/04/north-dakota-man-who-died-of-covid-19-wins-seat-in-state-legislature.html>

San Francisco 49ers shut facility after WR Kendrick Bourne tests positive for COVID-19

https://www.espn.com/nfl/story/_/id/30256100/san-francisco-49ers-shut-facility-due-covid-19-test-results

College student found dead in her dorm after testing positive for coronavirus

<https://www.nbcnews.com/news/us-news/college-student-found-dead-her-dorm-after-testing-positive-coronavirus-n1246376>

First RivCo School District Gets OK To Reopen Amid Coronavirus

- The Corona-Norco Unified School District received health officials' approval to begin classes at all grade levels beginning this month, leaving it to the district's board to set a date, it was announced Tuesday.

https://patch.com/california/lakeelsinore-wildomar/corona-norco-usd-becomes-first-district-may-reopen-rivco?utm_source=alert-breakingnews&utm_medium=email&utm_campaign=alert

How Coronavirus Death Counts Become The Stuff Of Conspiracy Theories

<https://patch.com/us/across-america/how-coronavirus-death-counts-become-stuff-conspiracy-theories>



U.S. Data

https://covid.cdc.gov/covid-data-tracker/#cases_casesinlast7days

United States COVID-19 Cases and Deaths by State

Reported to the CDC since January 21, 2020

<p>TOTAL CASES</p> <p>9,268,818</p> <p>+86,190 New Cases</p>	<p>CASES IN LAST 7 DAYS PER 100K</p> <p>25.4</p>	<p>TOTAL DEATHS</p> <p>230,893</p> <p>+510 New Deaths</p>
---	---	--

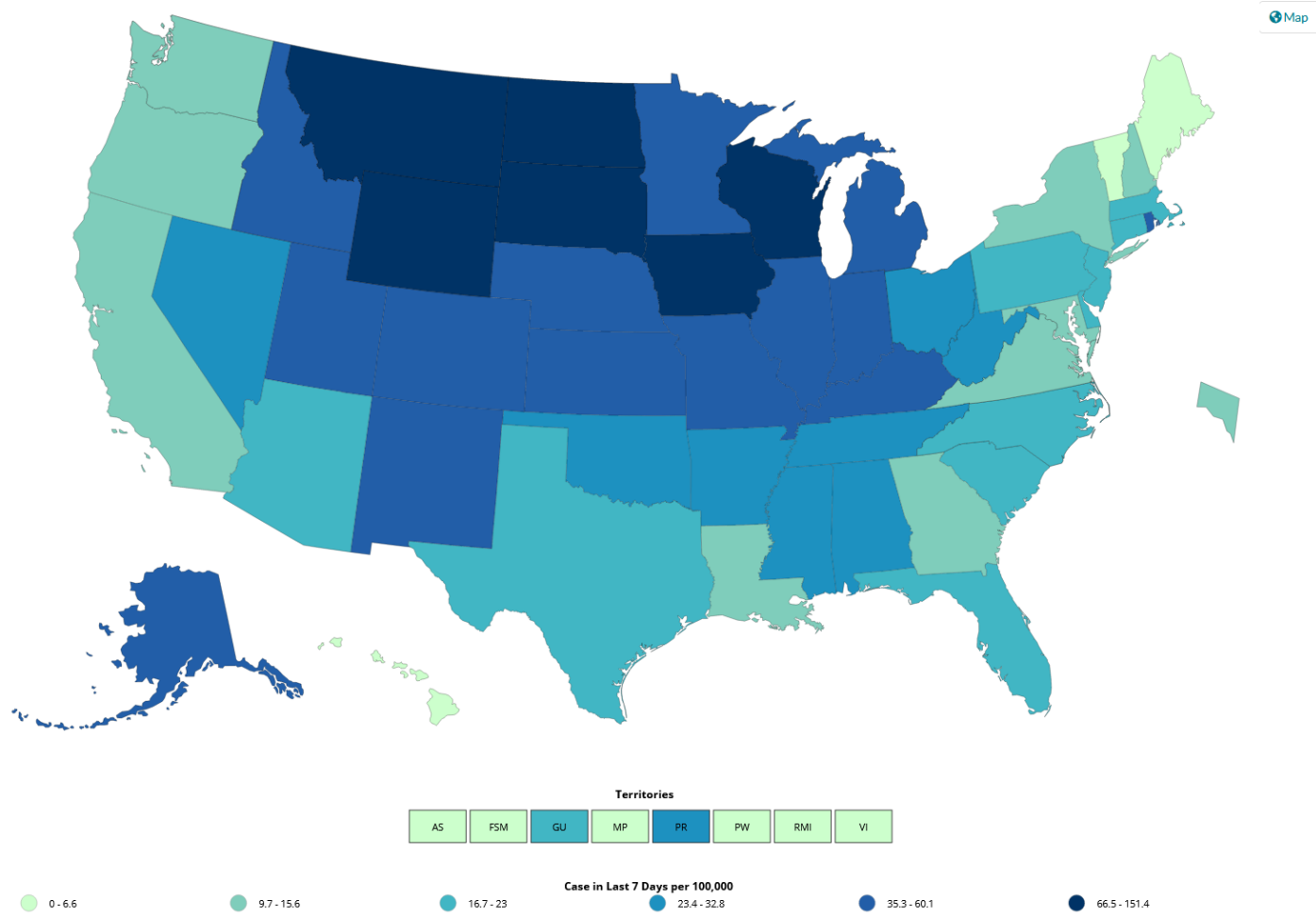
CDC | Updated: Nov 3 2020 1:24PM

View: Cases Deaths

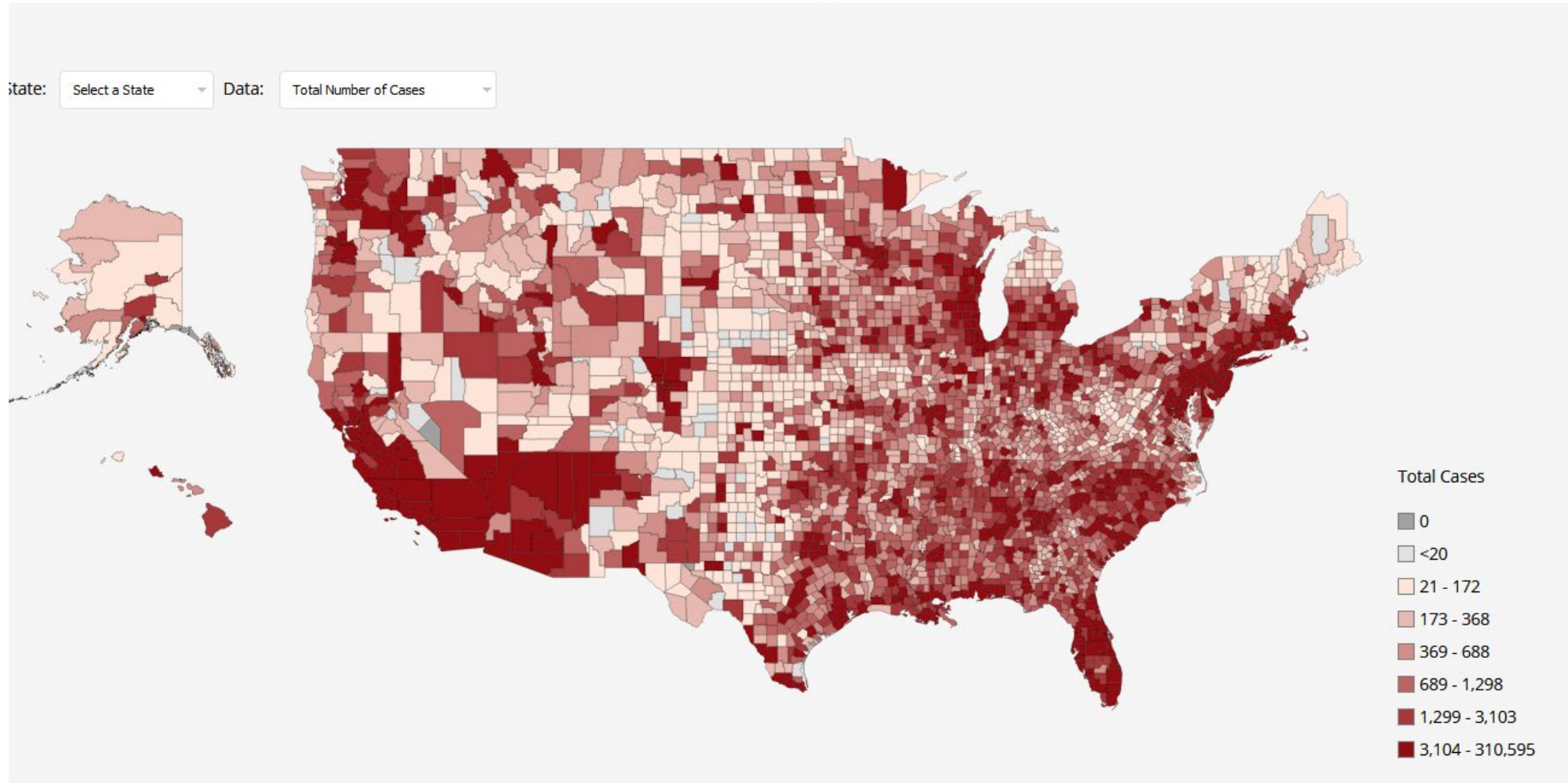
Time period: Last 7 Days Since Jan 21, 2020

Metric: Count Rate per 100,000

US COVID-19 Case Rate Reported to the CDC in the Last 7 Days, by State/Territory (cases per 100K)



United States COVID-19 Cases and Deaths by County



Social Impact COVID-19 Events in the United States

7 EVENTS
Past 48 hours

Map of news reports related to social impact events resulting from the COVID-19 outbreak in the United States, such as school closures, localized outbreaks, state of emergency declarations, etc.

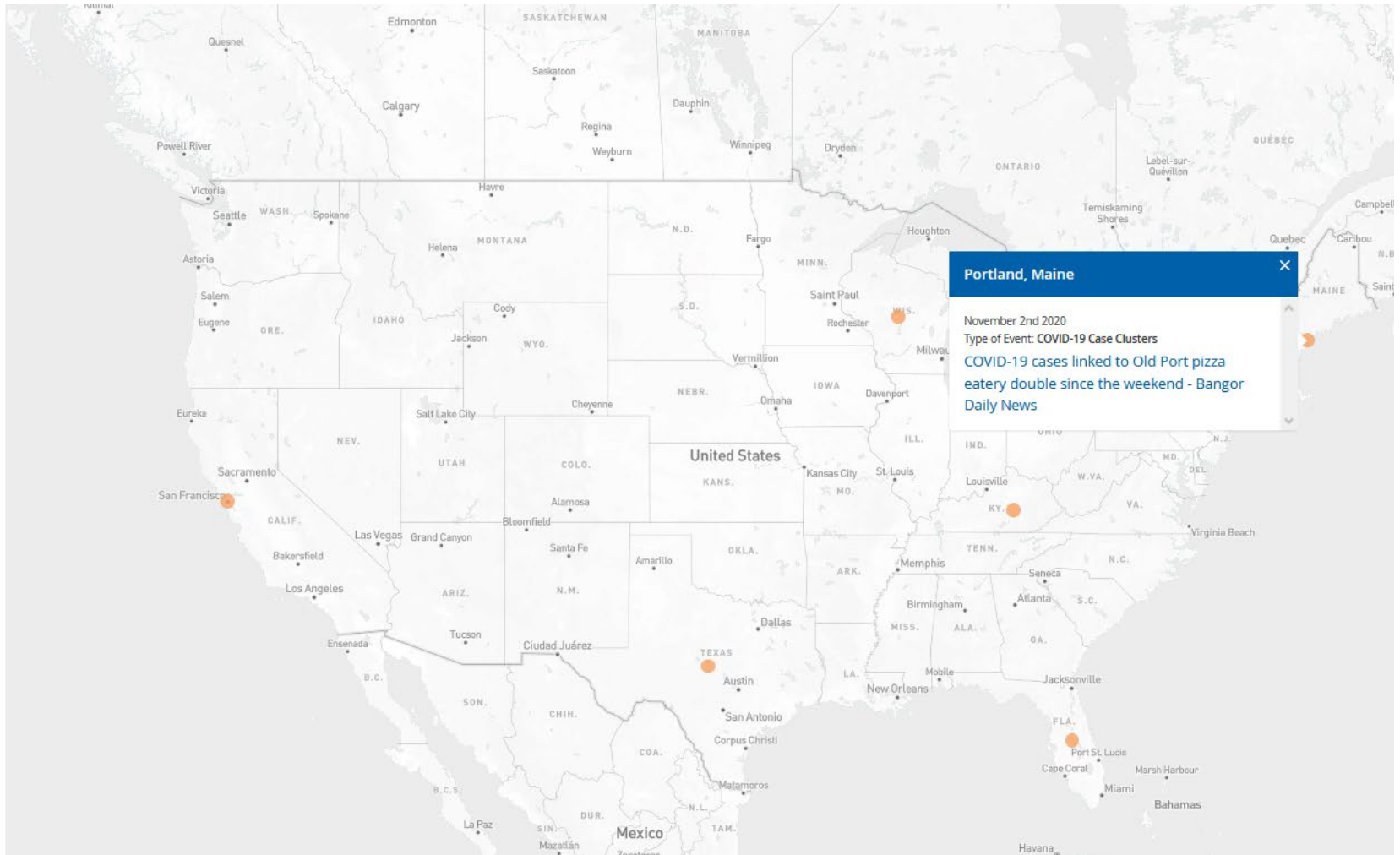
DATE RANGE

Past 48 hours

TYPE OF EVENT ?

COVID-19 Case Clusters

[About this Map](#) | Developed by [HealthMap](#)



CDC Whats New

<https://www.cdc.gov/coronavirus/2019-ncov/whats-new-all.html>

- [Frequently Asked Questions about COVID-19 Vaccination](#) Wednesday, November 04, 2020
- [Data on COVID-19 during Pregnancy](#) Wednesday, November 04, 2020
- [Coronavirus Disease 2019 \(COVID-19\)](#) Wednesday, November 04, 2020
- [Cases & Deaths by County](#) Tuesday, November 03, 2020
- [Cases in the U.S.](#) Tuesday, November 03, 2020
- [Text Illness Monitoring \(TIM\)](#) Tuesday, November 03, 2020
- [COVID-19 Science Update released: November 3, 2020](#) Tuesday, November 03, 2020
- [I wear a mask because...](#) Tuesday, November 03, 2020
- [Additional Tools and Resources](#) Tuesday, November 03, 2020
- [Screening K-12 Students for Symptoms of COVID-19: Limitations and Considerations](#) Tuesday, November 03, 2020
- [Isolate If You Are Sick](#) Tuesday, November 03, 2020
- [Your Health](#) Tuesday, November 03, 2020
- [Crew Disembarkations through Commercial Travel](#) Tuesday, November 03, 2020
- [Using Antibody Tests for COVID-19](#) Tuesday, November 03, 2020
- [Considerations for Optimizing the Supply of Powered Air-Purifying Respirators \(PAPRs\)](#) Tuesday, November 03, 2020
- [Staffing Resources](#) Tuesday, November 03, 2020
- [Serology Testing for COVID-19 at CDC](#) Tuesday, November 03, 2020
- [Guidance for Pharmacies](#) Tuesday, November 03, 2020
- [Interim Clinical Guidance for Management of Patients with Confirmed Coronavirus Disease \(COVID-19\)](#) Tuesday, November 03, 2020
- [Interim Guidance for Homeless Service Providers to Plan and Respond to Coronavirus Disease 2019 \(COVID-19\)](#) Tuesday, November 03, 2020
- [Interim Guidelines for Collecting, Handling, and Testing Clinical Specimens for COVID-19](#) Tuesday, November 03, 2020
- [How to Protect Yourself & Others](#) Tuesday, November 03, 2020
- [If You Are Pregnant, Breastfeeding, or Caring for Young Children](#) Tuesday, November 03, 2020
- [EARLY RELEASE: Update: Characteristics of Symptomatic Women of Reproductive Age with Laboratory-Confirmed SARS-CoV-2 Infection by Pregnancy Status - United States, January 22-October 3, 2020](#) Monday, November 02, 2020
- [EARLY RELEASE: Birth and Infant Outcomes Following Laboratory-Confirmed SARS-CoV-2 Infection in Pregnancy - SET-NET, 16 Jurisdictions, March 29-October 14, 2020](#) Monday, November 02, 2020
- [Treatments Your Healthcare Provider Might Recommend for Severe Illness](#) Monday, November 02, 2020
- [Investigating the Impact of COVID-19 during Pregnancy](#) Monday, November 02, 2020
- [Health Equity](#) Monday, November 02, 2020
- [FAQs for Medicolegal Death Investigators](#) Monday, November 02, 2020
- [COVID-19 Electronic Laboratory Reporting Implementation by State](#) Monday, November 02, 2020



California Takes Action to Combat COVID-19

<https://www.gov.ca.gov/california-takes-action-to-combat-covid-19/>

State Data

<https://covid19.ca.gov/>
<https://update.covid19.ca.gov/#top>
<https://www.cdph.ca.gov/Programs/CID/DCDC/Pages/Immunization/ncov2019.aspx#>

“Safer Economy Blueprint”

<https://covid19.ca.gov/safer-economy>

Blueprint for a Safer Economy – COVID-19 and Equity

<https://www.cdph.ca.gov/Programs/CID/DCDC/Pages/COVID-19/CaliforniaHealthEquityMetric.aspx>
<https://covid19.healthylivesindex.org/>
<https://map.healthylivesindex.org/>

Statewide industry guidance to reduce risk

<https://covid19.ca.gov/industry-guidance/#top>
<https://www.cdph.ca.gov/Programs/CID/DCDC/Pages/Guidance.aspx>

Data models

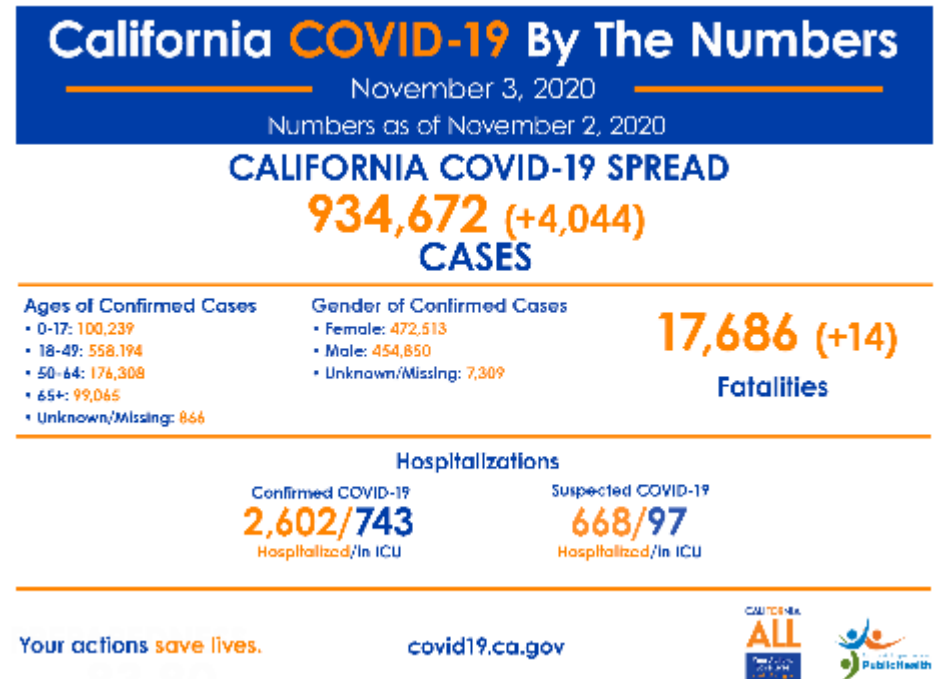
<https://covid19.ca.gov/data-and-tools/>



Office of Governor
GAVIN NEWSOM

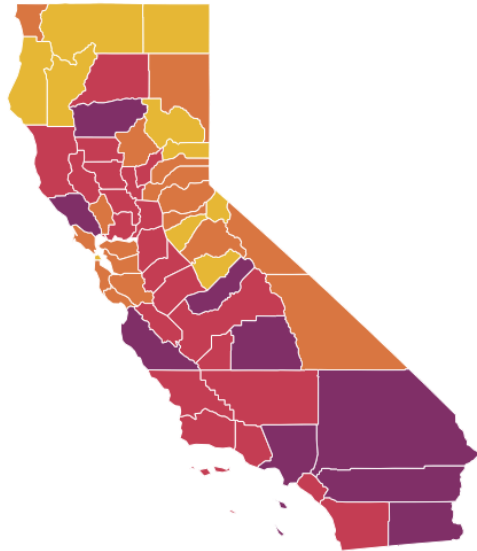
Press Releases, Executive Orders, Media Advisories,
Proclamations, and “On the Record” Column

<https://www.gov.ca.gov/newsroom/>



Current tier assignments as of October 27, 2020

All data and tier assignments are updated weekly every Tuesday (due to Election Day, the Tuesday, November 3 update has been moved to Wednesday, November 4).



Statewide metrics
 7.2 New COVID-19 positive cases per day per 100K
 3.2% Positivity rate

Find a county

Click on the map for updated metrics

- Widespread
- Substantial
- Moderate
- Minimal

		Higher Risk → Lower Risk of Community Disease Transmission			
		Widespread Tier 1	Substantial Tier 2	Moderate Tier 3	Minimal Tier 4
Measure*					
Adjusted Case Rate for Tier Assignment** (Rate per 100,000 excluding prison cases, 7 day average with 7 day lag)		>7	4-7	1-3.9	<1
Testing Positivity*** (Excluding prison cases, 7 day average with 7 day lag)		>8%	5-8%	2.4-9%	<2%

State Officials Announce Latest COVID-19 Facts

November 3, 2020 - The California Department of Public Health (CDPH) today announced the most recent statistics on COVID-19.

State Officials Announce Latest COVID-19 Facts

November 2, 2020 - The California Department of Public Health (CDPH) today announced the most recent statistics on COVID-19.

State Officials Announce Latest COVID-19 Facts

November 1, 2020 - The California Department of Public Health (CDPH) today announced the most recent statistics on COVID-19.

State Officials Announce Latest COVID-19 Facts

October 31, 2020 - The California Department of Public Health (CDPH) today announced the most recent statistics on COVID-19.

State Officials Announce Latest COVID-19 Facts

October 30, 2020 - The California Department of Public Health (CDPH) today announced the most recent statistics on COVID-19.

State Officials Announce Latest COVID-19 Facts

October 29, 2020 - The California Department of Public Health (CDPH) today announced the most recent statistics on COVID-19.

State Officials Announce Latest COVID-19 Facts

October 28, 2020 - The California Department of Public Health (CDPH) today announced the most recent statistics on COVID-19.



Riverside County Data

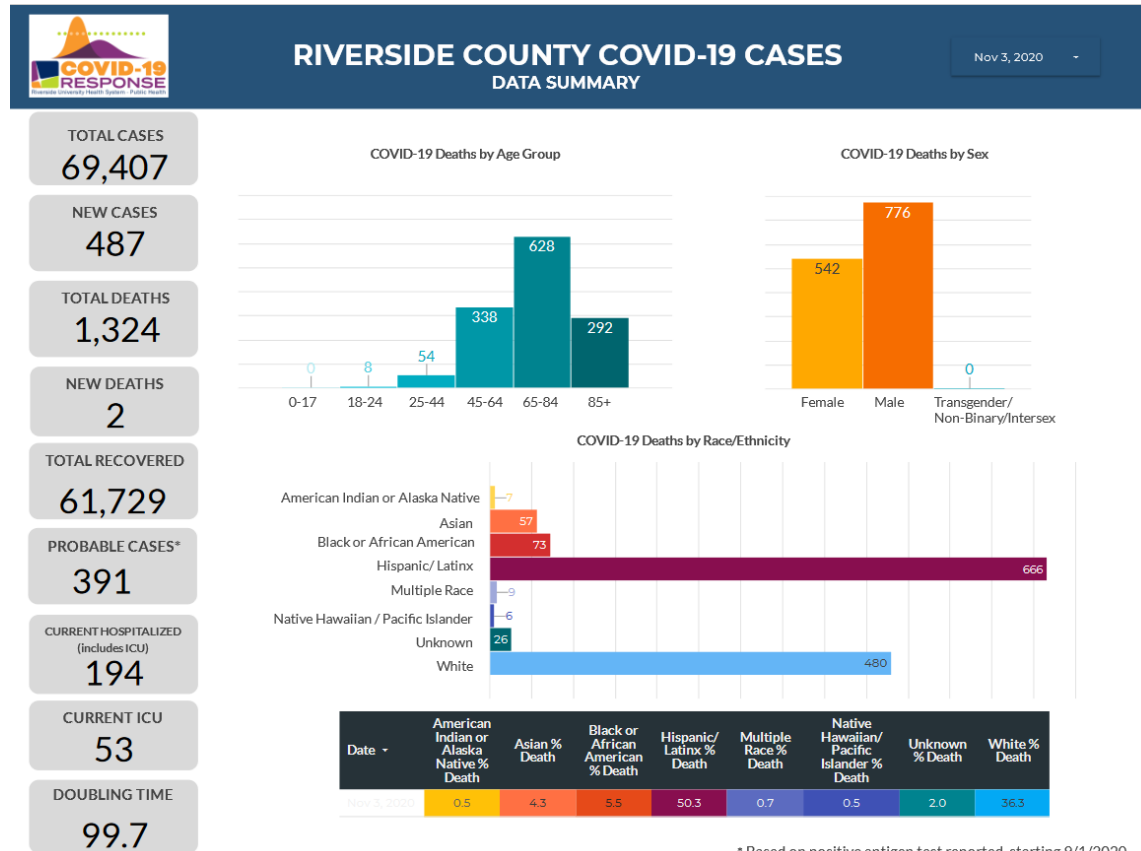
RUHS Public Health News:

- More residents needed for COVID testing to slow the spread and remain in red tier [English](#) / [Spanish](#) - October 7, 2020
- [Rental Assistance Pop-Up Event in Hemet on Oct. 7](#) - October 5, 2020
- Riverside County enters state's red tier, more businesses resume indoor operations [English](#) / [Spanish](#) - September 23, 2020
- [Third round of business assistance grant applications to open Sept. 16 with expanded eligibility](#) - September 14, 2020
- More residents needed for COVID testing to slow the spread, move into red tier [English](#) / [Spanish](#) - September 10, 2020

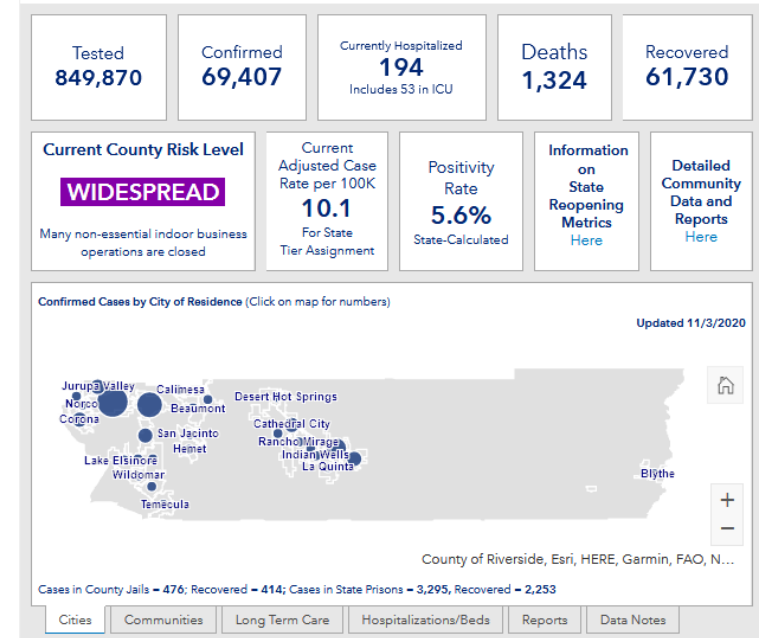
Dashboard -Click [here](#) for more detailed city/community data and reports

Daily Epidemiology Summary updated 11-03-2020


https://rivcoph.org/Portals/0/Documents/CoronaVirus/November/Dashboard/1/11.3.20%20External%20Daily_COVID-19_Updates.pdf?ver=2020-11-03-131822-743×tamp=1604438320669



* Based on positive antigen test reported, starting 9/1/2020



Weather

 National Weather Service San Diego, California		Weather Threats Outlook 11 AM PST Tuesday November 3, 2020						
County	Zone	Tue 11/3	Wed 11/4	Thu 11/5	Fri 11/6	Sat 11/7	Sun 11/8	Mon 11/9
San Diego	Beach/Marine	Fog	Fog	Warm	Increasing Wind & Surf	Windy>Showers High Surf	Breezy>Showers High Surf	Cool Elevated Surf
	Coast	Fog	Fog	Warm	Cooler/Breezy	Showers/Breezy	Showers	Cool
	Valleys	Warm	Warm/Fog	Fire Weather Very Warm	Cooler	Showers Breezy	Showers	Cool
	Mountains	Fire Weather	Fire Weather	Fire Weather	Windy PM	Windy Showers	Windy Showers	Cold/Breezy
	Deserts	Warm	Very Warm	Very warm	Windy PM	Windy Much Cooler	Windy	Cool
Orange	Beach	Fog	Fog	Warm	Cooler Windy	Windy Showers	Breezy Showers	Cool Elevated Surf
	Coast	Fog	Fog	Warm	Cooler Breezy	Showers Breezy	Breezy Showers	Cool
	Inland	Warm	Warm	Fire Weather Very Warm	Cooler	Showers Breezy	Showers	Cool
	Mountains	Fire Weather	Fire Weather	Fire Weather	Breezy	Showers Breezy	Showers Breezy	Cold/Breezy
Riverside	Inland Empire	Warm	Warm	Fire Weather Very Warm	Cooler	Cooler Showers	Cooler Showers	Cool
	Mountains	Fire Weather	Fire Weather	Fire Weather	Windy PM	Windy Showers	Windy Showers	Cold/Breezy
	Desert	Warm	Very Warm	Very warm	Windy PM	Windy Much Cooler	Windy	Cool
San Bernardino	Inland Empire	Warm	Warm	Fire Weather Very warm	Cooler	Cooler Showers	Cooler Showers	Cool
	Mountains	Fire Weather	Fire Weather	Fire Weather	Windy PM	Windy Showers	Windy Showers	Cold/Breezy
	Desert	Warm	Very Warm	Very warm	Windy PM	Windy	Windy	Cool
Impact Threat Levels				None	Low	Medium	High	Extreme

Latest hazard threat table: <https://www.wrh.noaa.gov/sqx/event/dsstable.php>

<https://www.weather.gov/forecastpoints#>