



**\*\*Extraordinary Assumptions:** There are a lot of different data sources in this report not all of them match but aid to provide an overall picture of the current situation. COVID-19 Data Source Comparison - [https://covid-19.splunkforgood.com/covid\\_19\\_datasource\\_comparison](https://covid-19.splunkforgood.com/covid_19_datasource_comparison)

# Daily Situation Summary

## Friday, October 2, 2020

### As of 10:00 AM

#### COVID-19 by the Numbers

10/2/2020	Riverside	Imperial*	Kern	Los Angeles	Orange	San Bernardino	San Diego	San Luis Obispo	Santa Barbara	Ventura	California	United States	Global
Total Cases	59,074	10,868	31,601	270,260	52,916	53,988	47,182	3,597	9,186	12,968	813,687	7,213,419	34,161,721
New Cases	211	57	67	1,014	161	235	195	16	37	93	3,062	45,342	315,628
Total Cases Per Capita	2,479	6,031	3,579	2,676	1,672	2,528	1,429	1,278	2,070	1,529	2,078	2,183	445
New Cases Per Capita	9	32	8	10	5	11	6	6	8	11	8	14	4
Recovered	<a href="#">54,404</a>	<a href="#">11,382</a>	<a href="#">16,216</a>	<a href="#">Not Reported</a>	<a href="#">48,548</a>	<a href="#">52,642</a>	<a href="#">42,827</a>	<a href="#">3,416</a>	<a href="#">8,939</a>	<a href="#">12,011</a>	<a href="#">421,014</a>	<a href="#">4,737,664</a>	<a href="#">25,715,969</a>
Total Deaths	1,226	320	370	6,576	1,268	955	783	31	114	150	15,888	206,402	1,016,986
New Deaths	10	3	1	25	19	3	2	0	1	0	96	1,030	6,347
Deaths Per Capita	51.44	177.56	41.90	65.12	40.07	44.72	23.71	11.01	25.69	17.69	40.58	62.48	13.23
Presumptive active cases	3,444	-834	15,015		3,100	391	3,572	150	133	807	376,785	2,269,353	7,428,766
% of State's Cases Currently in Hospitals	7.26%	1.34%	3.88%	33.21%	6.50%	6.63%	5.80%	0.44%	1.13%	1.59%	11.28%	21.12%	
Total Hospital Beds	164	26	75	1,101	228	223	230	1	19	56	3,205		
Currently in ICU	3,370	259	1,336	20,001	5,746	3,863	6,771	451	666	1,273	67,430		
ICU Beds Available	40	8	14	197	45	45	70	0	5	17	685		
Case Fatality Rate	122	7	56	996	218	164	309	25	44	53	2,784		
Population*	2.1%	2.9%	1.2%	2.4%	2.4%	1.8%	1.7%	0.9%	1.2%	1.2%	2.0%	2.9%	3.0%
% of Population	2,383,286	180,216	883,053	10,098,052	3,164,182	2,135,413	3,302,833	281,455	443,738	848,112	39,148,760	330,368,050	7,685,133,000
	6.09%	0.46%	2.26%	25.79%	8.08%	5.45%	8.44%	0.72%	1.13%	2.17%	0.25%	0.0939%	

Sources: CDPH, WHO, CDC

The date for which case statistics and hospital data were reported. Hospital COVID data are self-reported through a portal managed by the California Hospital Association and pulled at 2pm. COVID case statistics are reported by local health departments to CalREDIE and are pulled at 2pm. Hospital data and case statistics are integrated by the California Department of Technology and made available through the Open Data Portal the following morning. CA Open Data Portal is at least 24 Hours behind although a backlog of new case reports at the State level has ostensibly been cleared, some County dashboards still contain notes that indicate data are missing. \*California-Demographics.com made by Cubit - a demographic data provider & census.gov

Presumptive active cases - A calculation (Total Cases - Recovered - Dead) (LA County does not report recovery rates and \*Imperial County case data reporting is delayed to the state data source)

## Information

More detail on page 2

## News

More detail on page 3

## US Data

More detail on page 3

## State Data

More detail on page 7

## Riverside County Data

More detail on page 10

## Weather

More detail on page 11

## Wildfire

More detail on page 1

**News** – The collection of news articles is related to COVID-19. The inclusion or order of articles is not intended to reflect their importance, nor is it intended to endorse the political viewpoints or affiliations included in news coverage.

### **Astonishing recklessness' - MP suspended for taking 400 mile train journey despite knowing she had COVID-19**

<https://news.sky.com/story/coronavirus-snp-mp-apologises-for-travelling-on-public-transport-after-positive-covid-19-test-12087104>

### **Trump And First Lady Have 'Mild Symptoms' After Testing Positive For The Coronavirus**

<https://www.npr.org/sections/latest-updates-trump-covid-19-results/2020/10/02/919385151/president-trump-and-first-lady-test-positive-for-covid-19>

RELATED

### **Here are all the places President Trump went this week before testing positive for coronavirus**

<https://ktla.com/news/nationworld/here-are-all-the-places-president-trump-went-this-week-before-testing-positive-for-coronavirus/>

### **Mississippi is first state to lift mask mandate as COVID cases fall**

<https://www.foxnews.com/health/mississippi-lift-mask-mandate-covid>

### **California adds COVID-19 equity requirement that could trip up counties' reopenings**

<https://ktla.com/news/local-news/california-adds-covid-19-equity-requirement-that-could-trip-up-counties-reopenings/>

### **Disney's Bob Iger resigns from Newsom task force as tensions mount over theme park closures**

<https://www.msn.com/en-us/travel/news/disney-s-bob-iger-resigns-from-newsom-task-force-as-tensions-mount-over-theme-park-closures/ar-BB19CJru>

### **One Good Thing**

- Stories about the kindness of strangers and individuals who sacrifice for others.

<https://apnews.com/OneGoodThing> & <https://www.goodnewsnetwork.org/>



## U.S. Data CDC Guidance Documents

<https://www.cdc.gov/coronavirus/2019-ncov/communication/guidance-list.html?Sort=Date%3A%3Adesc>

### [Guidance for Reopening Buildings After Prolonged Shutdown or Reduced Operation](#)

Ensure that your water system is safe to use after a prolonged shutdown to minimize the risk of Legionnaires' disease and other diseases associated with water.

Date: 9/21/20

Audience: [Community Settings](#), [Public Health Professionals](#)

### [Interim Laboratory Biosafety Guidelines for Handling and Processing Specimens Associated with Coronavirus Disease 2019 \(COVID-19\)](#)

General and specific biosafety guidelines for handling SARS-CoV-2 specimens.

Date: 9/18/20

Audience: [Laboratory](#)

### [Overview of Testing for SARS-CoV-2 \(COVID-19\)](#)

Summary of considerations and current CDC recommendations regarding SARS-CoV-2 testing.

Date: 9/17/20

Audience: [Health Departments](#), [Healthcare Professionals](#), [State and Local Government](#)

### [Guidance for Reopening Buildings After Prolonged Shutdown or Reduced Operation](#)

Ensure that your water system is safe to use after a prolonged shutdown to minimize the risk of Legionnaires' disease and other diseases associated with water.

Date: 9/17/20

Audience: [Community Settings](#), [Public Health Professionals](#)

### [COVID-19 Parental Resources Kit – Young Adulthood](#)

Young adults' social, emotional, or mental well-being may be impacted by the pandemic. Learn what you can do to help ensure their well-being.

Date: 9/16/20

Audience: [Colleges and Universities](#), [General Public](#)

### [COVID-19 Parental Resources Kit – Childhood](#)

Children's social, emotional, or mental well-being maybe impacted by the pandemic. Learn what you can do to help ensure their well-being.

Date: 9/15/20

Audience: [General Public](#)

[Operational Considerations for Personal Protective Equipment in the Context of Global Supply Shortages for Coronavirus Disease 2019 \(COVID-19\) Pandemic: non-US Healthcare Settings](#)

Considerations for personal protective equipment (PPE) in the context of global supply shortages in non-US healthcare settings.

Date: 9/14/20

Audience: [Healthcare Facilities](#), [Healthcare Professionals](#)

[Guidance for General Population Disaster Shelters During a Pandemic](#)

Date: 9/14/20

Audience: [Colleges and Universities](#), [First Responders](#), [Healthcare Facilities](#), [Healthcare Professionals](#), [High-Risk Populations](#), [Public Health Professionals](#), [Schools](#), [State and Local Government](#)

[Interim Operational Considerations for Public Health Management of Healthcare Workers Exposed to or with Suspected or Confirmed COVID-19: non-U.S. Healthcare Settings](#)

These recommendations are intended to be used by healthcare facilities and public health authorities in non-US healthcare settings, particularly focusing on low- and middle-income countries, assisting with the management of HCWs exposed to a person with confirmed or suspected COVID-19.

Date: 9/11/20

Audience: [Healthcare Facilities](#), [Healthcare Professionals](#)

[Know When to Delay your Travel to Avoid Spreading COVID-19](#)

Advice on when and how long people should delay their domestic or international travel to avoid spreading COVID-19.

Date: 9/10/20

Audience: [Travel](#)

[Additional COVID-19 Guidance for Caregivers of People Living with Dementia in Community Settings](#)

People caring for loved ones with dementia can take steps to prevent illness and stay healthy during the COVID-19 pandemic.

Date: 9/10/20

Audience: [High-Risk Populations](#)

[Implementing Safety Practices for Critical Infrastructure Workers Who May Have Had Exposure to a Person with Suspected or Confirmed COVID-19](#)

Find CDC's guidance for critical workers on how to protect workers who may have been exposed to COVID-19.

Date: 9/10/20

Audience: [Businesses](#)



# California Takes Action to Combat COVID-19

<https://www.gov.ca.gov/california-takes-action-to-combat-covid-19/>

## State Data

<https://covid19.ca.gov/>  
<https://update.covid19.ca.gov/#top>  
<https://www.cdph.ca.gov/Programs/CID/DCDC/Pages/Immunization/ncov2019.aspx#>

## New website and guidance “Safer Economy Blueprint”

<https://covid19.ca.gov/safer-economy>

## Statewide industry guidance to reduce risk

<https://covid19.ca.gov/industry-guidance/#top>  
<https://www.cdph.ca.gov/Programs/CID/DCDC/Pages/Guidance.aspx>

## Data models

<https://covid19.ca.gov/data-and-tools/>

## Updated Higher Education guidance

The guidance provides integration for Tier specificity into various campus functions such as lectures, food court operations, and gatherings for student specific campus activities. Additionally pages 23-37 of the guidance speak directly to collegiate athletics with parameters for practice, competition, athletic facility operation and associated screening testing requirements of athletes and athletic support staff. There are also specifics for communal spaces and dormitories for IHE with added clarity.

You can access the updated guidance here:

<https://files.covid19.ca.gov/pdf/guidance-higher-education--en.pdf>



Office of Governor  
**GAVIN NEWSOM**

Press Releases, Executive Orders, Media Advisories, Proclamations, and “On the Record” Column

<https://www.gov.ca.gov/newsroom/>

### Higher education – updated October 1

#### Tier status:

Widespread (purple):

- Closed for indoor lectures and student gatherings
- Some courses conducted in certain indoor settings, like labs and studio arts, may be open

Substantial (red):

- Capacity for indoor lectures and student gatherings must be limited to 25% or 100 people, whichever is less
- Some courses conducted in certain indoor settings, like labs and studio arts, may be open at regular capacity
- Conduct student activities virtually when possible

Moderate (orange):

- Capacity for indoor lectures and student gatherings must be limited to 50% or 200 people, whichever is less
- Some courses conducted in certain indoor settings, like labs and studio arts, may be open at regular capacity
- Conduct student activities virtually when possible

Minimal (yellow):

- Capacity for indoor lectures and student gatherings must be limited to 50%
- Some courses conducted in certain indoor settings, like labs and studio arts, may be open at regular capacity
- Conduct student activities virtually when possible

This interim [guidance for institutions of higher education](#) provides guidelines to help institutions and their communities plan and prepare to resume in-person instruction. It includes interim guidance for collegiate athletics to help plan for and prepare to resume training and competition. Review the guidance and prepare a plan to reduce the risk and support a safer environment for students, faculty, workers, and families.

### California's county risk levels

<b>WIDESPREAD</b>	<b>SUBSTANTIAL</b>	<b>MODERATE</b>	<b>MINIMAL</b>
Many non-essential indoor business operations are closed	Some non-essential indoor business operations are closed	Some indoor business operations are open with modifications	Most indoor business operations are open with modifications

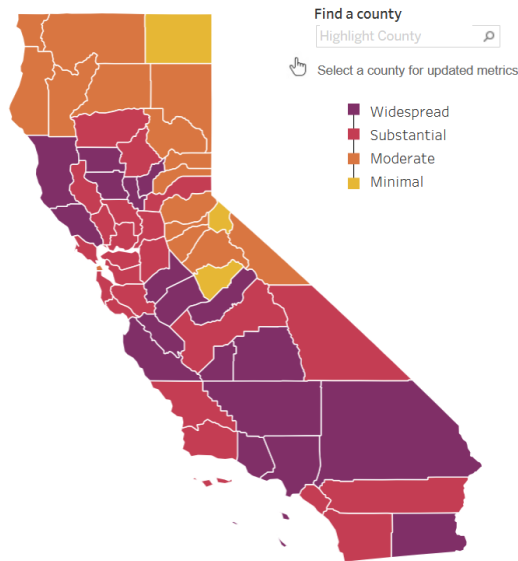
### Current tier assignments as of September 29, 2020

All data and tier assignments are updated weekly every Tuesday.

Statewide metrics

**7.0**  
New COVID-19 positive cases per day per 100K

**3.4%**  
Positivity rate



Higher Risk <span style="font-size: 1.2em;">→</span> Lower Risk of Community Disease Transmission				
Widespread Tier 1	Substantial Tier 2	Moderate Tier 3	Minimal Tier 4	
<b>Measure*</b>				
>7	4-7	1-3.9	<1	
Adjusted Case Rate for Tier Assignment** (Rate per 100,000 excluding prison cases, 7 day average with 7 day lag)				
>8%	5-8%	2.4.9%	<2%	
Testing Positivity*** (Excluding prison cases, 7 day average with 7 day lag)				

**State Officials Announce Latest COVID-19 Facts**

October 1, 2020 - The California Department of Public Health (CDPH) today announced the most recent statistics on COVID-19.

**State Officials Announce Equity Metric to More Effectively Fight COVID-19**

*September 30, 2020 – The California Department of Public Health (CDPH) today released the details regarding a health equity metric to help guide counties in their continuing efforts to more effectively fight COVID-19.*

**State Officials Announce Latest COVID-19 Facts**

September 30, 2020 - The California Department of Public Health (CDPH) today announced the most recent statistics on COVID-19.

**State Officials Announce Latest COVID-19 Facts**

September 29, 2020 - The California Department of Public Health (CDPH) today announced the most recent statistics on COVID-19.

**State Officials Announce Latest COVID-19 Facts**

September 28, 2020 - The California Department of Public Health (CDPH) today announced the most recent statistics on COVID-19.

**State Officials Announce Latest COVID-19 Facts**

September 27, 2020 - The California Department of Public Health (CDPH) today announced the most recent statistics on COVID-19.

**State Officials Announce Latest COVID-19 Facts**

September 26, 2020 - The California Department of Public Health (CDPH) today announced the most recent statistics on COVID-19.



# Riverside County Data

<https://www.rivcoph.org/coronavirus>

## RUHS Public Health News:

- Riverside County enters state’s red tier, more businesses resume indoor operations [English](#) / [Spanish](#) - September 23, 2020
- [Third round of business assistance grant applications to open Sept. 16 with expanded eligibility](#) - September 14, 2020
- More residents needed for COVID testing to slow the spread, move into red tier [English](#) / [Spanish](#) - September 10, 2020
- Riverside County health officials urge residents to take precautions because of smoke, ash from fires [English](#) / [Spanish](#) - September 8, 2020
- [Continue coronavirus safety measures during holiday weekend](#) - September 3, 2020
- Cool centers open during heatwave, COVID testing sites to close for the weekend [English](#) / [Spanish](#) - September 3, 2020
- Riverside County reports first flu-related death of 2020-21 influenza season [English](#) / [Spanish](#) - September 2, 2020
- [Riverside County Takes Action to Address Suicide, Celebrate Recovery](#) - September 1, 2020
- Slow the spread through social media and creative arts challenges [English](#) / [Spanish](#) - September 1, 2020
- Health officials report first case of MIS-C in child from western Riverside County [English](#) / [Spanish](#) - September 1, 2020
- [Adjusting Permitted Sector Activities](#) - August 31, 2020

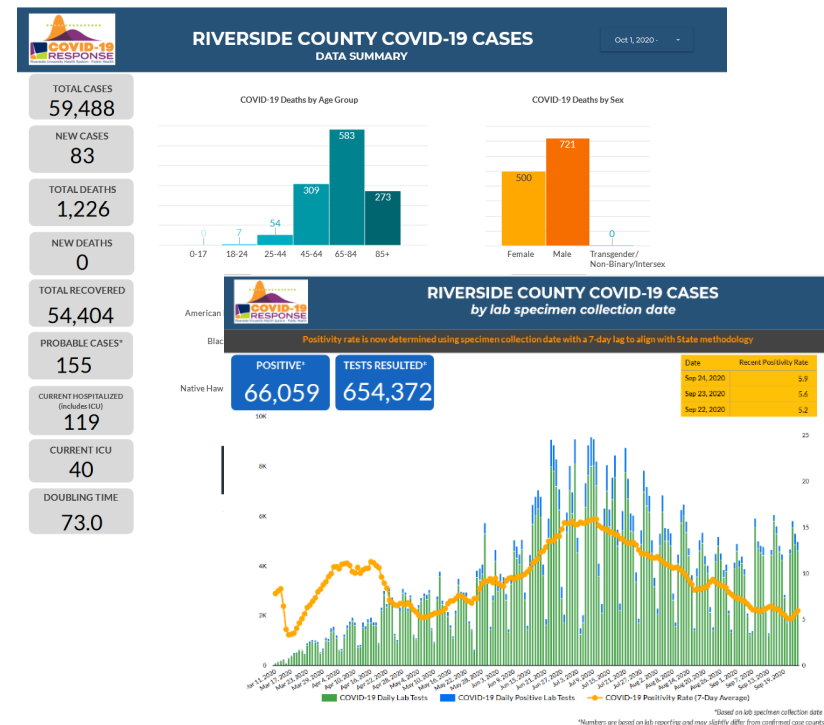
<https://covid19.ca.gov/safer-economy/>

### New dashboard

Click [here](#) for more detailed city/community data and reports


### Daily Epidemiology Summary updated 10-01-2020

[https://www.rivcoph.org/Portals/0/Documents/CoronaVirus/October/Dashboard/1/10.1.20%20External%20Daily\\_COVID-19\\_Updates.pdf?ver=2020-10-01-160955-630&timestamp=1601593803121](https://www.rivcoph.org/Portals/0/Documents/CoronaVirus/October/Dashboard/1/10.1.20%20External%20Daily_COVID-19_Updates.pdf?ver=2020-10-01-160955-630&timestamp=1601593803121)





# Weather

 National Weather Service San Diego, California		Weather Threats Outlook 11 AM PDT Thursday, October 1, 2020						
County	Zone	Thu 10/1	Fri 10/2	Sat 10/3	Sun 10/4	Mon 10/5	Tue 10/6	Wed 10/7
San Diego	Beach/Marine	Very Warm	Warm	Warm	None	None	None	None
	Coast	Very Warm	Warm	Warm	Warm	None	None	None
	Valleys	Hot Fire Weather	Hot	Very Warm	Warm	Warm	None	None
	Mountains	Very Warm Fire Weather	Very Warm Fire Weather	Very Warm Fire Weather	Warm Fire Weather	Warm	Warm	Warm
	Deserts	Hot	Hot	Very Warm	Very Warm	Very Warm	Very Warm	Very Warm
Orange	Beach	Very Warm	Warm	Warm	None	None	None	None
	Coast	Very Warm	Warm	Warm	Warm	None	None	None
	Inland	Hot	Very Warm	Warm	Warm	Warm	None	None
	Mountains	Very Warm Fire Weather	Warm Fire Weather	Warm Fire Weather	Warm Fire Weather	None	None	None
Riverside	Inland Empire	Hot Fire Weather	Very Warm Fire Weather	Very Warm	Very Warm	Warm	Warm	Warm
	Mountains	Very Warm Fire Weather	Very Warm Fire Weather	Very Warm Fire Weather	Warm Fire Weather	Warm	Warm	Warm
	Desert	Hot	Hot	Very Warm	Very Warm	Very Warm	Very Warm	Very Warm
San Bernardino	Inland Empire	Hot Fire Weather	Very Warm Fire Weather	Very Warm	Very Warm	Warm	Warm	Warm
	Mountains	Warm Fire Weather	Warm Fire Weather	Warm Fire Weather	Warm Fire Weather	Warm	Warm	Warm
	Desert	Very Warm	Very Warm	Very Warm	Warm	Warm	Warm	Warm

Impact Threat Levels	None	Low	Medium	High	Extreme
----------------------	------	-----	--------	------	---------

Latest hazard threat table: <https://www.wrh.noaa.gov/sqx/event/dsstable.php>

<https://www.weather.gov/forecastpoints#>

# Wildfire

<https://www.latimes.com/wildfires-map/>

