



**\*\*Extraordinary Assumptions:** There are a lot of different data sources in this report not all of them match but aid to provide an overall picture of the current situation. **COVID-19 Data Source Comparison** - [https://covid-19.splunkforgood.com/covid\\_19\\_datasource\\_comparison](https://covid-19.splunkforgood.com/covid_19_datasource_comparison)

# Daily Situation Summary

## Thursday, October 1, 2020

### As of 10:00 AM

#### COVID-19 by the Numbers

10/01/2020	Riverside	Imperial*	Kern	Los Angeles	Orange	San Bernardino	San Diego	San Luis Obispo	Santa Barbara	Ventura	California	United States	Global
Total Cases	58,863	10,811	31,534	269,246	52,755	53,753	46,987	3,581	9,149	12,875	810,625	7,213,419	33,842,281
New Cases	293	34	53	842	122	252	251	14	28	63	3,200	45,342	285,764
Total Cases Per Capita	2,470	5,999	3,571	2,666	1,667	2,517	1,423	1,272	2,062	1,518	2,071	2,183	440
New Cases Per Capita	12	19	6	8	4	12	8	5	6	7	8	14	4
Recovered	<a href="#">54,324</a>	<a href="#">11,288</a>	<a href="#">16,145</a>	<a href="#">Not Reported</a>	<a href="#">48,362</a>	<a href="#">52,483</a>	<a href="#">42,662</a>	<a href="#">3,405</a>	<a href="#">8,901</a>	<a href="#">11,933</a>	<a href="#">419,515</a>	<a href="#">4,712,000</a>	<a href="#">25,492,274</a>
Total Deaths	1,216	317	369	6,551	1,249	952	781	31	113	150	15,792	206,402	1,010,634
New Deaths	10	0	0	36	33	27	5	2	0	0	152	1,030	5,647
Deaths Per Capita	51.02	175.90	41.79	64.87	39.47	44.58	23.65	11.01	25.47	17.69	40.34	62.48	13.15
Presumptive active cases	3,323	-794	15,020		3,144	318	3,544	145	135	792	375,318	2,295,017	7,339,373
% of State's Cases	7.26%	1.33%	3.89%	33.21%	6.51%	6.63%	5.80%	0.44%	1.13%	1.59%	<b>11.24%</b>	<b>21.31%</b>	
Currently in Hospitals	182	23	78	1,086	224	225	238	3	23	62	3,267		
Total Hospital Beds	3,312	259	1,304	19,969	5,747	3,845	6,775	451	666	1,270	67,271		
Currently in ICU	36	8	16	205	48	45	65	1	6	17	697		
ICU Beds Available	110	6	65	1,013	231	160	309	25	50	53	2,821		
Case Fatality Rate	2.1%	2.9%	1.2%	2.4%	2.4%	1.8%	1.7%	0.9%	1.2%	1.2%	1.9%	2.9%	3.0%
Population*	2,383,286	180,216	883,053	10,098,052	3,164,182	2,135,413	3,302,833	281,455	443,738	848,112	39,148,760	<b>330,368,050</b>	<b>7,685,133,000</b>
% of Population	6.09%	0.46%	2.26%	25.79%	8.08%	5.45%	8.44%	0.72%	1.13%	2.17%	<b>0.25%</b>	<b>0.0939%</b>	

Sources: CDPH, WHO, CDC

The date for which case statistics and hospital data were reported. Hospital COVID data are self-reported through a portal managed by the California Hospital Association and pulled at 2pm. COVID case statistics are reported by local health departments to CalREDIE and are pulled at 2pm. Hospital data and case statistics are integrated by the California Department of Technology and made available through the Open Data Portal the following morning. CA Open Data Portal is at least 24 Hours behind although a backlog of new case reports at the State level has ostensibly been cleared, some County dashboards still contain notes that indicate data are missing. \*California-Demographics.com made by Cubit - a demographic data provider & census.gov

Presumptive active cases - A calculation (Total Cases - Recovered - Dead) (LA County does not report recovery rates and \*Imperial County case data reporting is delayed to the state data source)

#### Information

More detail on page 2

#### US Data

More detail on page 4

#### Riverside County Data

More detail on page 11

#### Wildfire

More detail on page 13

#### News

More detail on page 3


#### State Data

More detail on page 8

#### Weather

More detail on page 12

# Information



## Leading in a Crisis with Spatial Data; Mapping & the Pandemic

<https://www.eventbrite.com/e/the-covid-19-dashboard-deciphering-the-data-visualizing-the-virus-tickets-122611268605?utm-medium=discovery&utm-campaign=social&utm-content=attendeeshare&aff=escb&utm-source=cp&utm-term=eventcard>



## Second Everbridge Coronavirus Virtual Symposium

[https://go.everbridge.com/covid-19-road-to-recovery-autumn-symposium.html?trk=everbridge-website&utm\\_campaign=2020-q3-covid-19-road-to-recovery-symposium&utm\\_medium=website&utm\\_source=everbridge&utm\\_content=corp-live-event](https://go.everbridge.com/covid-19-road-to-recovery-autumn-symposium.html?trk=everbridge-website&utm_campaign=2020-q3-covid-19-road-to-recovery-symposium&utm_medium=website&utm_source=everbridge&utm_content=corp-live-event)



## Additional events

<https://www.eventbrite.com/e/the-covid-19-dashboard-deciphering-the-data-visualizing-the-virus-tickets-122611268605>

## October is National Cybersecurity month

What is Cyber Hygiene? We usually think of hygiene as washing our hands or taking a shower, but hygiene applies in the cyber world too. Cyber hygiene is important not only in the office but also at home. Since more and more people are working remotely, it's important to cover all the aspects of cyber hygiene whether you are working from home or not. Watch to learn what cyber hygiene is and what you can do to protect your home office.

<https://youtu.be/wzy8T3tWXXw>

<https://www.cisa.gov/national-cyber-security-awareness-month>

“Do Your Part. #BeCyberSmart.”



This theme encourages individuals and organizations to own their role in protecting their part of cyberspace, stressing personal accountability and the importance of taking proactive steps to enhance cybersecurity.

NCSAM emphasizes “If You Connect It, Protect It.” Throughout October, CISA and NCSA will focus on the following areas in our promotions and outreach:

- October 1 and 2: Official NCSAM Kick-off
- Week of October 5 (Week 1): If You Connect It, Protect It
- Week of October 12 (Week 2): Securing Devices at Home and Work
- Week of October 19 (Week 3): Securing Internet-Connected Devices in Healthcare
- Week of October 26 (Week 4): The Future of Connected Devices

Use NCSAM's hashtag #BeCyberSmart before and during October to promote your involvement in raising cybersecurity awareness.

<https://www.cisa.gov/cybersecurity-resources-covid-19>

<https://www.cisa.gov/telework>

**News** – The collection of news articles is related to COVID-19. The inclusion or order of articles is not intended to reflect their importance, nor is it intended to endorse the political viewpoints or affiliations included in news coverage.

### **China promotes 'revenge travel' to boost economy after Covid lockdowns**

<https://www.theguardian.com/world/2020/oct/01/china-promotes-revenge-travel-boost-economy-coronavirus-golden-week>

### **Coronavirus: Pandemic to cause 'greatest surge in child marriages in 25 years', charity warns**

<https://news.sky.com/story/coronavirus-pandemic-to-cause-greatest-surge-in-child-marriages-in-25-years-charity-warns-12086940>

### **Celebrations at South Africa airports as borders reopen**

<https://www.aljazeera.com/news/2020/10/1/celebrations-in-south-african-airports-as-borders-reopen>

### **More than 60 million Indians may have caught coronavirus: Study**

<https://www.aljazeera.com/news/2020/9/30/more-than-60-million-indians-may-have-caught-coronavirus-study>

### **Rio postpones world-famous Carnival over COVID-19**

<https://www.aljazeera.com/news/2020/9/25/rio-postpones-world-famous-carnival-over-covid-19>

### **Not a 'good look': White House fight over masks signaled Covid-19 plans running awry**

<https://www.cnn.com/2020/10/01/politics/white-house-face-masks-coronavirus-culture/index.html>

### **As Layoffs Of More Than 30,000 Workers Begin, U.S. Airlines Will Never Be The Same**

<https://www.forbes.com/sites/danielreed/2020/10/01/airline-layoffs-american-united-southwest/#119b6c416d27>

### **U.S. Layoffs Still High As 837,000 New Jobless Seek Aid**

<https://patch.com/us/across-america/u-s-layoffs-still-high-837-000-seek-jobless-aid>

### **Making The Most Of K-12 Digital Textbooks: Online Educational Tools**

<https://patch.com/us/across-america/making-most-k-12-digital-textbooks-online-educational-tools>

### **RivCo Tiptoes Into 'Orange Tier' For More Reopening Amid COVID-19**

<https://patch.com/california/lakeelsinore-wildomar/rivco-tiptoes-orange-tier-more-reopening-amid-covid-19>

### **One Good Thing**

- Stories about the kindness of strangers and individuals who sacrifice for others.  
<https://apnews.com/OneGoodThing> & <https://www.goodnewsnetwork.org/>



# U.S. Data

[https://covid.cdc.gov/covid-data-tracker/#cases\\_deathsinlast7days](https://covid.cdc.gov/covid-data-tracker/#cases_deathsinlast7days)

## United States COVID-19 Cases and Deaths by State

Reported to the CDC since January 21, 2020

**USA**  
**7,168,077**  
**TOTAL CASES**  
 +38,764 New Cases  
 CDC | Updated: Sep 30 2020  
 12:16PM

**USA**  
**205,372**  
**TOTAL DEATHS**  
 +774 New Deaths  
 CDC | Updated: Sep 30 2020  
 12:16PM

**USA**  
**2,166**  
**Cases per 100,000 People**  
 CDC | Updated: Sep 30 2020  
 12:16PM

**Deaths in Last 7 days by State/Territory**

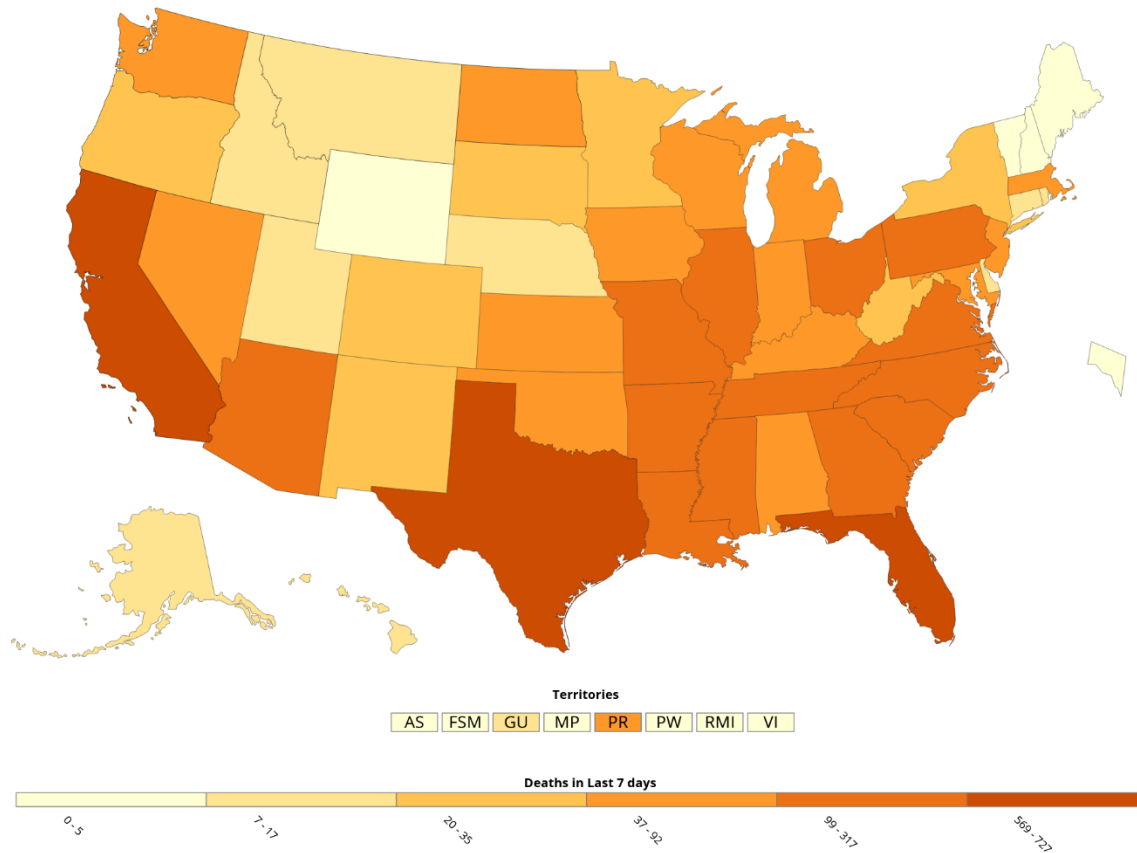
State/Territory	Deaths in Last 7 Days
Florida	727
Texas	610
California	569
Georgia	317
Missouri	222
North Carolina	208

CDC | Updated: Sep 30 2020  
12:16PM

[View Historic Case and Death Data](#)

Cases in Last 7 Days   Total Cases   Cases per 100,000   Deaths in Last 7 Days   Total Deaths   Deaths per 100,000

US COVID-19 Deaths Reported to the CDC in the Last 7 Days, by State/Territory



[Download Map](#)

## Social Impact COVID-19 Events in the United States

**11** EVENTS  
Past 48 hours

Map of news reports related to social impact events resulting from the COVID-19 outbreak in the United States, such as school closures, localized outbreaks, state of emergency declarations, etc.

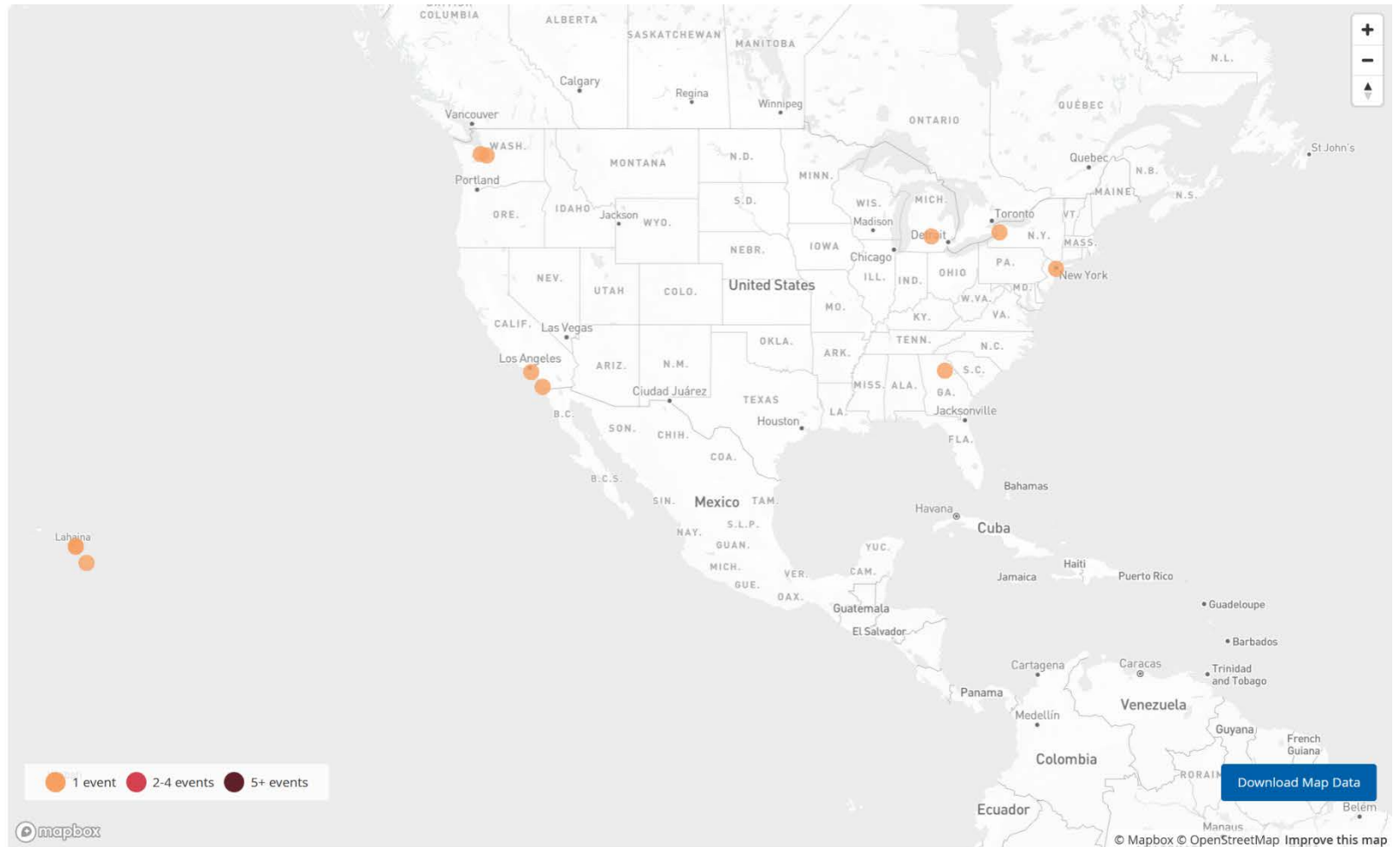
DATE RANGE

Past 48 hours

TYPE OF EVENT ?

COVID-19 Case Clusters

About this Map | Developed by HealthMap



## CDC Guidance Documents

<https://www.cdc.gov/coronavirus/2019-ncov/communication/guidance-list.html?Sort=Date%3A%3Adesc>

### [Guidance for Reopening Buildings After Prolonged Shutdown or Reduced Operation](#)

Ensure that your water system is safe to use after a prolonged shutdown to minimize the risk of Legionnaires' disease and other diseases associated with water.

Date: 9/21/20

Audience: [Community Settings](#), [Public Health Professionals](#)

### [Interim Laboratory Biosafety Guidelines for Handling and Processing Specimens Associated with Coronavirus Disease 2019 \(COVID-19\)](#)

General and specific biosafety guidelines for handling SARS-CoV-2 specimens.

Date: 9/18/20

Audience: [Laboratory](#)

### [Overview of Testing for SARS-CoV-2 \(COVID-19\)](#)

Summary of considerations and current CDC recommendations regarding SARS-CoV-2 testing.

Date: 9/17/20

Audience: [Health Departments](#), [Healthcare Professionals](#), [State and Local Government](#)

### [Guidance for Reopening Buildings After Prolonged Shutdown or Reduced Operation](#)

Ensure that your water system is safe to use after a prolonged shutdown to minimize the risk of Legionnaires' disease and other diseases associated with water.

Date: 9/17/20

Audience: [Community Settings](#), [Public Health Professionals](#)

### [COVID-19 Parental Resources Kit – Young Adulthood](#)

Young adults' social, emotional, or mental well-being may be impacted by the pandemic. Learn what you can do to help ensure their well-being.

Date: 9/16/20

Audience: [Colleges and Universities](#), [General Public](#)

### [COVID-19 Parental Resources Kit – Childhood](#)

Children's social, emotional, or mental well-being maybe impacted by the pandemic. Learn what you can do to help ensure their well-being.

Date: 9/15/20

Audience: [General Public](#)

[Operational Considerations for Personal Protective Equipment in the Context of Global Supply Shortages for Coronavirus Disease 2019 \(COVID-19\) Pandemic: non-US Healthcare Settings](#)

Considerations for personal protective equipment (PPE) in the context of global supply shortages in non-US healthcare settings.

Date: 9/14/20

Audience: [Healthcare Facilities](#), [Healthcare Professionals](#)

[Guidance for General Population Disaster Shelters During a Pandemic](#)

Date: 9/14/20

Audience: [Colleges and Universities](#), [First Responders](#), [Healthcare Facilities](#), [Healthcare Professionals](#), [High-Risk Populations](#), [Public Health Professionals](#), [Schools](#), [State and Local Government](#)

[Interim Operational Considerations for Public Health Management of Healthcare Workers Exposed to or with Suspected or Confirmed COVID-19: non-U.S. Healthcare Settings](#)

These recommendations are intended to be used by healthcare facilities and public health authorities in non-US healthcare settings, particularly focusing on low- and middle-income countries, assisting with the management of HCWs exposed to a person with confirmed or suspected COVID-19.

Date: 9/11/20

Audience: [Healthcare Facilities](#), [Healthcare Professionals](#)

[Know When to Delay your Travel to Avoid Spreading COVID-19](#)

Advice on when and how long people should delay their domestic or international travel to avoid spreading COVID-19.

Date: 9/10/20

Audience: [Travel](#)

[Additional COVID-19 Guidance for Caregivers of People Living with Dementia in Community Settings](#)

People caring for loved ones with dementia can take steps to prevent illness and stay healthy during the COVID-19 pandemic.

Date: 9/10/20

Audience: [High-Risk Populations](#)

[Implementing Safety Practices for Critical Infrastructure Workers Who May Have Had Exposure to a Person with Suspected or Confirmed COVID-19](#)

Find CDC's guidance for critical workers on how to protect workers who may have been exposed to COVID-19.

Date: 9/10/20

Audience: [Businesses](#)



# California Takes Action to Combat COVID-19

<https://www.gov.ca.gov/california-takes-action-to-combat-covid-19/>

## State Data

<https://covid19.ca.gov/>  
<https://update.covid19.ca.gov/#top>  
<https://www.cdph.ca.gov/Programs/CID/DCDC/Pages/Immunization/ncov2019.aspx#>

## New website and guidance “Safer Economy Blueprint”

<https://covid19.ca.gov/safer-economy>

## Statewide industry guidance to reduce risk

<https://covid19.ca.gov/industry-guidance/#top>  
<https://www.cdph.ca.gov/Programs/CID/DCDC/Pages/Guidance.aspx>

## Data models

<https://covid19.ca.gov/data-and-tools/>



Office of Governor  
**GAVIN NEWSOM**

Press Releases, Executive Orders, Media Advisories,  
Proclamations, and “On the Record” Column  
<https://www.gov.ca.gov/newsroom/>

# Tracking COVID-19

In California, Updated October 1, 2020 at 11:00 AM with data  
from September 30, 2020

Cases

813,687

+0.4%

Deaths

15,888

+ 0.6%

Tests

14,771,851



### California's county risk levels

<b>WIDESPREAD</b> Many non-essential indoor business operations are closed	<b>SUBSTANTIAL</b> Some non-essential indoor business operations are closed	<b>MODERATE</b> Some indoor business operations are open with modifications	<b>MINIMAL</b> Most indoor business operations are open with modifications
---	--	--	---

### Current tier assignments as of September 29, 2020

All data and tier assignments are updated weekly every Tuesday.

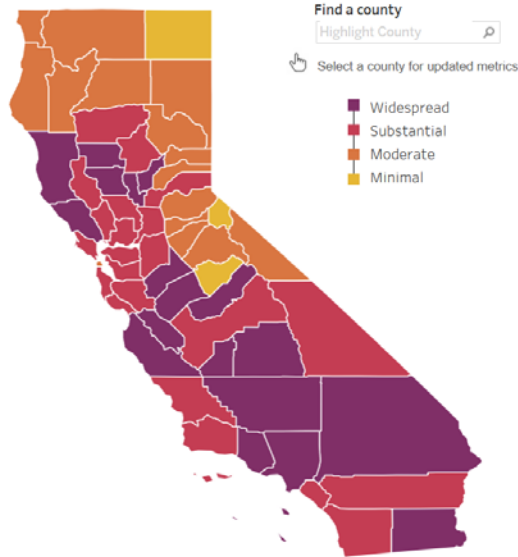
Statewide metrics

7.0

New COVID-19 positive cases per day per 100K

3.4%

Positivity rate



	Higher Risk <span style="font-size: 1.2em;">→</span> Lower Risk of Community Disease Transmission			
	Widespread Tier 1	Substantial Tier 2	Moderate Tier 3	Minimal Tier 4
<b>Measure*</b>				
<b>Adjusted Case Rate for Tier Assignment**</b> (Rate per 100,000 excluding prison cases, 7 day average with 7 day lag)	>7	4-7	1-3.9	<1
<b>Testing Positivity***</b> (Excluding prison cases, 7 day average with 7 day lag)	>8%	5-8%	2.4-9%	<2%

*State Officials Announce Equity Metric to More Effectively Fight COVID-19*

**September 30, 2020 – The California Department of Public Health (CDPH) today released the details regarding a health equity metric to help guide counties in their continuing efforts to more effectively fight COVID-19.**

**State Officials Announce Latest COVID-19 Facts**

September 30, 2020 - The California Department of Public Health (CDPH) today announced the most recent statistics on COVID-19.

**State Officials Announce Latest COVID-19 Facts**

September 29, 2020 - The California Department of Public Health (CDPH) today announced the most recent statistics on COVID-19.

**State Officials Announce Latest COVID-19 Facts**

September 28, 2020 - The California Department of Public Health (CDPH) today announced the most recent statistics on COVID-19.

**State Officials Announce Latest COVID-19 Facts**

September 27, 2020 - The California Department of Public Health (CDPH) today announced the most recent statistics on COVID-19.

**State Officials Announce Latest COVID-19 Facts**

September 26, 2020 - The California Department of Public Health (CDPH) today announced the most recent statistics on COVID-19.

**State Officials Announce Latest COVID-19 Facts**

September 25, 2020 - The California Department of Public Health (CDPH) today announced the most recent statistics on COVID-19.



# Riverside County Data

<https://www.rivcoph.org/coronavirus>

## RUHS Public Health News:

- Riverside County enters state’s red tier, more businesses resume indoor operations [English](#) / [Spanish](#) - September 23, 2020
- [Third round of business assistance grant applications to open Sept. 16 with expanded eligibility](#) - September 14, 2020
- More residents needed for COVID testing to slow the spread, move into red tier [English](#) / [Spanish](#) - September 10, 2020
- Riverside County health officials urge residents to take precautions because of smoke, ash from fires [English](#) / [Spanish](#) - September 8, 2020
- [Continue coronavirus safety measures during holiday weekend](#) - September 3, 2020
- Cool centers open during heatwave, COVID testing sites to close for the weekend [English](#) / [Spanish](#) - September 3, 2020
- Riverside County reports first flu-related death of 2020-21 influenza season [English](#) / [Spanish](#) - September 2, 2020
- [Riverside County Takes Action to Address Suicide, Celebrate Recovery](#) - September 1, 2020
- Slow the spread through social media and creative arts challenges [English](#) / [Spanish](#) - September 1, 2020
- Health officials report first case of MIS-C in child from western Riverside County [English](#) / [Spanish](#) - September 1, 2020
- [Adjusting Permitted Sector Activities](#) - August 31, 2020

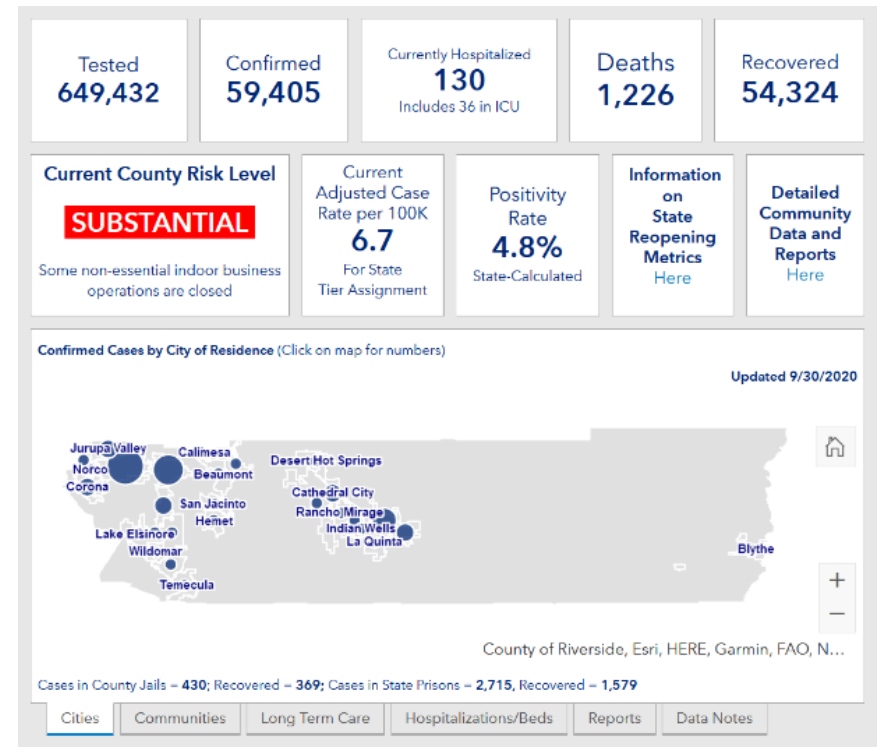
<https://covid19.ca.gov/safer-economy/>

### New dashboard


Click [here](#) for more detailed city/community data and reports

### Daily Epidemiology Summary updated 09-30-2020

[https://www.rivcoph.org/Portals/0/Documents/CoronaVirus/September/Dashboard/Public%20Daily\\_COVID-19\\_Updates%20-%202020-09-30.pdf?ver=2020-09-30-134056-427&timestamp=1601498466942](https://www.rivcoph.org/Portals/0/Documents/CoronaVirus/September/Dashboard/Public%20Daily_COVID-19_Updates%20-%202020-09-30.pdf?ver=2020-09-30-134056-427&timestamp=1601498466942)



# Weather

 National Weather Service San Diego, California		Weather Threats Outlook 11 AM PDT Thursday, October 1, 2020						
County	Zone	Thu 10/1	Fri 10/2	Sat 10/3	Sun 10/4	Mon 10/5	Tue 10/6	Wed 10/7
San Diego	Beach/Marine	Very Warm	Warm	Warm	None	None	None	None
	Coast	Very Warm	Warm	Warm	Warm	None	None	None
	Valleys	Hot Fire Weather	Hot	Very Warm	Warm	Warm	None	None
	Mountains	Very Warm Fire Weather	Very Warm Fire Weather	Very Warm Fire Weather	Warm Fire Weather	Warm	Warm	Warm
	Deserts	Hot	Hot	Very Warm	Very Warm	Very Warm	Very Warm	Very Warm
Orange	Beach	Very Warm	Warm	Warm	None	None	None	None
	Coast	Very Warm	Warm	Warm	Warm	None	None	None
	Inland	Hot	Very Warm	Warm	Warm	Warm	None	None
	Mountains	Very Warm Fire Weather	Warm Fire Weather	Warm Fire Weather	Warm Fire Weather	None	None	None
Riverside	Inland Empire	Hot Fire Weather	Very Warm Fire Weather	Very Warm	Very Warm	Warm	Warm	Warm
	Mountains	Very Warm Fire Weather	Very Warm Fire Weather	Very Warm Fire Weather	Warm Fire Weather	Warm	Warm	Warm
	Desert	Hot	Hot	Very Warm	Very Warm	Very Warm	Very Warm	Very Warm
San Bernardino	Inland Empire	Hot Fire Weather	Very Warm Fire Weather	Very Warm	Very Warm	Warm	Warm	Warm
	Mountains	Warm Fire Weather	Warm Fire Weather	Warm Fire Weather	Warm Fire Weather	Warm	Warm	Warm
	Desert	Very Warm	Very Warm	Very Warm	Warm	Warm	Warm	Warm
Impact Threat Levels		None	Low	Medium	High	Extreme		

Latest hazard threat table: <https://www.wrh.noaa.gov/sgx/event/dsstable.php>

<https://www.weather.gov/forecastpoints#>

# Wildfire

## National Forests In RivCo Remain Closed As Others In CA Reopen

<https://patch.com/california/lakeelsinore-wildomar/rivco-tiptoes-orange-tier-more-reopening-amid-covid-19>

<https://www.latimes.com/wildfires-map/>

