



****Extraordinary Assumptions:** There are a lot of different data sources in this report not all of them match but aid to provide an overall picture of the current situation. **COVID-19 Data Source Comparison - https://covid-19.splunkforgood.com/covid_19_datasource_comparison**

Daily Situation Summary

Friday, September 25, 2020

As of 10:00 AM

COVID-19 by the Numbers

9/25/2020	Riverside	Imperial*	Kern	Los Angeles	Orange	San Bernardino	San Diego	San Luis Obispo	Santa Barbara	Ventura	California	United States	Global
Total Cases	57,257	10,587	31,172	263,318	51,658	52,132	45,427	3,447	8,952	12,591	790,640	6,916,292	32,029,704
New Cases	191	58	62	1,201	130	233	278	27	25	84	3,170	41,310	231,396
Total Cases Per Capita	2,402	5,875	3,530	2,608	1,633	2,441	1,375	1,225	2,017	1,485	2,020	2,094	417
New Cases Per Capita	8	32	7	12	4	11	8	10	6	10	8	13	3
Recovered	53,257	11,104	15,729	<i>Not Reported</i>	47,513	50,995	40,835	3,231	8,753	11,547	405,992	4,440,410	23,992,488
Total Deaths	1,173	317	360	6,423	1,176	908	767	29	113	146	15,314	201,411	979,212
New Deaths	1	3	3	22	26	0	2	2	2	0	110	1,136	5,559
Deaths Per Capita	49.22	175.90	40.77	63.61	37.17	42.52	23.22	10.30	25.47	17.21	39.12	60.99	12.75
<i>Presumptive active cases</i>	2,827	-834	15,083		2,969	229	3,825	187	86	898	369,334	2,274,471	7,058,004
% of State's Cases	7.24%	1.34%	3.94%	33.30%	6.53%	6.59%	5.75%	0.44%	1.13%	1.59%	11.43%	21.59%	
Currently in Hospitals	197	27	77	1,138	225	212	253	3	24	64	3,484		
Total Hospital Beds	3,401	259	1,341	20,078	5,625	3,848	6,635	451	666	1,260	67,183		
Currently in ICU	40	7	21	216	42	49	67	1	5	19	774		
ICU Beds Available	114	4	55	989	217	180	291	28	45	54	2,737		
Case Fatality Rate	2.0%	3.0%	1.2%	2.4%	2.3%	1.7%	1.7%	0.8%	1.3%	1.2%	1.9%	2.9%	3.1%
Population*	2,383,286	180,216	883,053	10,098,052	3,164,182	2,135,413	3,302,833	281,455	443,738	848,112	39,148,760	330,249,194	7,679,405,000
% of Population	6.09%	0.46%	2.26%	25.79%	8.08%	5.45%	8.44%	0.72%	1.13%	2.17%	0.24%	0.0901%	

Sources: CDPH, WHO, CDC

The date for which case statistics and hospital data were reported. Hospital COVID data are self-reported through a portal managed by the California Hospital Association and pulled at 2pm. COVID case statistics are reported by local health departments to CalREDIE and are pulled at 2pm. Hospital data and case statistics are integrated by the California Department of Technology and made available through the Open Data Portal the following morning. CA Open Data Portal is at least 24 Hours behind although a backlog of new case reports at the State level has ostensibly been cleared, some County dashboards still contain notes that indicate data are missing. *California-Demographics.com made by Cubit - a demographic data provider & census.gov

Presumptive active cases - A calculation (Total Cases - Recovered - Dead) (LA County does not report recovery rates and *Imperial County case data reporting is delayed to the state data source)

News

More detail on page 2

US Data

More detail on page 3

State Data

More detail on page 6

Riverside County Data

More detail on page 9

Weather

More detail on page 10

Wildfire

More detail on page 11

News – The collection of news articles is related to COVID-19. The inclusion or order of articles is not intended to reflect their importance, nor is it intended to endorse the political viewpoints or affiliations included in news coverage.

Pomona OKs \$4 million more in coronavirus aid for residents and businesses

- As the economic toll of the ongoing pandemic continues, Pomona city leaders have agreed to a number of measures they say will further help residents struggling financially.
- With a unanimous 5-0 vote, the City Council on Monday, Sept. 21, approved allocating \$4 million for housing and business assistance, youth programming and homeless-prevention programs. The funds will come from a combination of federal sources including the U.S. Department of Housing and Urban Development, Coronavirus Aid, Relief, and Economic Security, or CARES, Act and Community Development Block Grants.
- Over \$1.4 million of the allocation will be used to support residents who are struggling with rent and housing needs. An additional \$350,000 will be made available for small-business owners who are feeling the affects of lost revenue.
- All forms of rent and housing aid that have come through the city have been paid directly toward a landlord or a bank on behalf of the tenant. This has been instrumental in helping not only those struggling with paying for housing but also landlords who aren't receiving payments, Mayor Tim Sandoval said.

<https://www.dailybulletin.com/2020/09/24/pomona-oks-4-million-more-in-coronavirus-aid-for-residents-and-businesses/>

Why The Pandemic Could Change The Way We Record Deaths

- It's hard to keep track of the dead. Even the records we do have are not accurate.
- As the world approaches the 1 million mark for COVID-19 fatalities, public health experts believe the actual toll – the recorded deaths plus the unrecorded deaths – is much higher.
- But that's not just an issue with the novel coronavirus.
- According to World Health Organization data, each year, two-thirds of global deaths are not registered with local authorities. That's a total of 38 million annual deaths that aren't part of any permanent record. Not only are the numbers not part of any global death tally, but the cause of death is also not recorded — leaving policymakers without critical information about population trends and health.
- Now, that vast undercount of deaths might be changing — thanks to the virus. It's pushed the science of death-counting into the international spotlight, highlighting the importance of strong and developed death registries.
- It's prompted the realization [among national governments] that comprehensive death registration is the most preferable way of understanding mortality."

<https://www.npr.org/sections/goatsandsoda/2020/09/25/914073217/why-the-pandemic-could-change-the-way-we-record-deaths>

One Good Thing

- Stories about the kindness of strangers and individuals who sacrifice for others.
<https://apnews.com/OneGoodThing> & <https://www.goodnewsnetwork.org/>



U.S. Data

https://covid.cdc.gov/covid-data-tracker/#cases_casesinlast7days

United States COVID-19 Cases and Deaths by State

Reported to the CDC since January 21, 2020

USA
6,916,292

TOTAL CASES

+41,310 New Cases

CDC | Updated: Sep 24 2020 12:18PM

USA

201,411

TOTAL DEATHS

+1,136 New Deaths

CDC | Updated: Sep 24 2020 12:18PM

USA

302,715

Cases in Last 7 Days

CDC | Updated: Sep 24 2020 12:18PM

Cases in Last 7 Days
by State/Territory

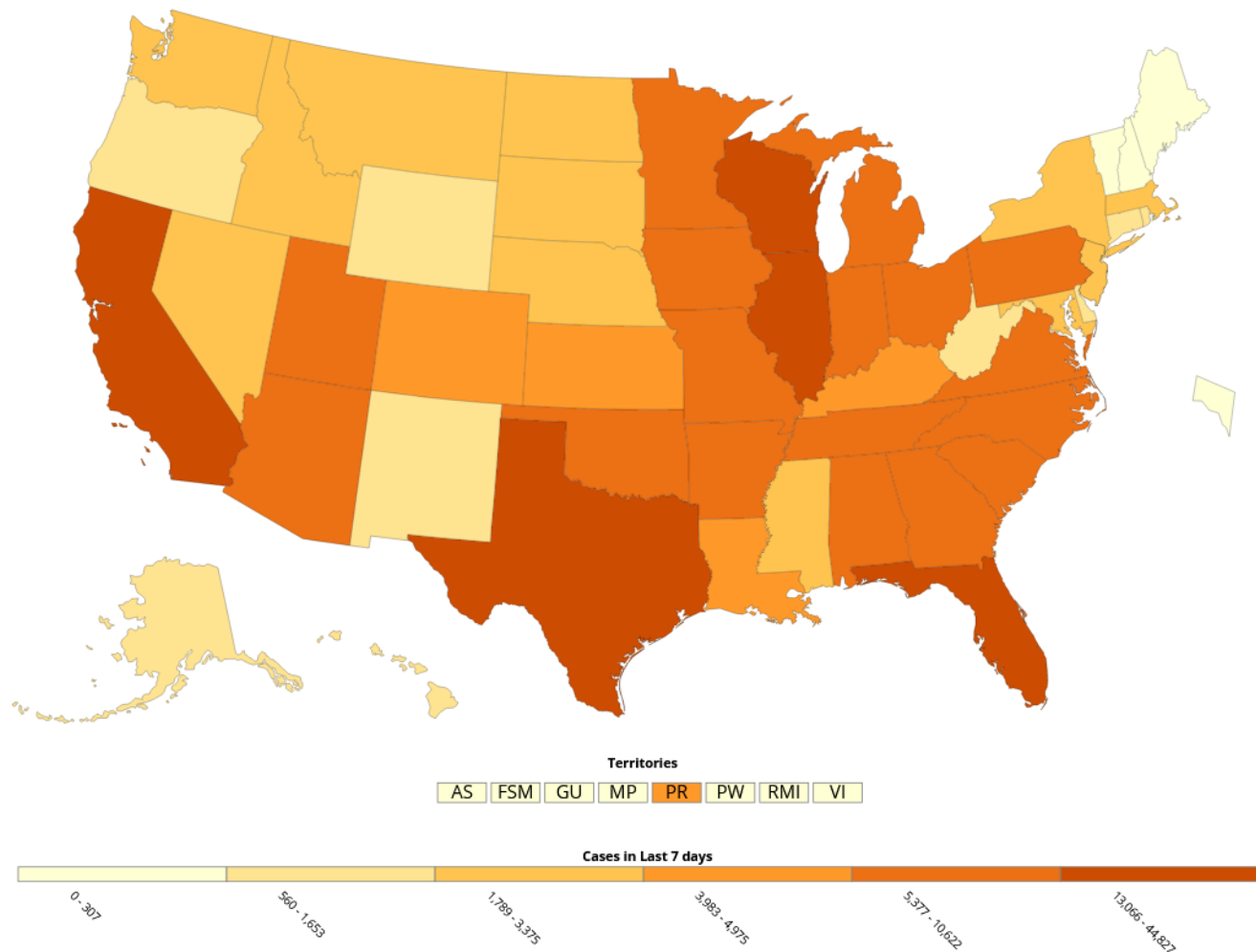
State/Territory	Cases in Last 7 Days
Texas	44,827
California	24,507
Florida	19,136
Wisconsin	13,782
Illinois	13,066
Georgia	10,622
Missouri	10,359
Tennessee	9,622
Oklahoma	8,126

CDC | Updated: Sep 24 2020 12:18PM

[View Historic Case and Death Data](#)

- Cases in Last 7 Days
- Total Cases
- Cases per 100,000
- Deaths in Last 7 Days
- Total Deaths
- Deaths per 100,000

US COVID-19 Cases Reported to the CDC in the Last 7 Days, by State/Territory



CDC Guidance Documents

<https://www.cdc.gov/coronavirus/2019-ncov/communication/guidance-list.html?Sort=Date%3A%3Adesc>

[Guidance for Reopening Buildings After Prolonged Shutdown or Reduced Operation](#)

Ensure that your water system is safe to use after a prolonged shutdown to minimize the risk of Legionnaires' disease and other diseases associated with water.

Date: 9/21/20

Audience: [Community Settings](#), [Public Health Professionals](#)

[Interim Laboratory Biosafety Guidelines for Handling and Processing Specimens Associated with Coronavirus Disease 2019 \(COVID-19\)](#)

General and specific biosafety guidelines for handling SARS-CoV-2 specimens.

Date: 9/18/20

Audience: [Laboratory](#)

[Overview of Testing for SARS-CoV-2 \(COVID-19\)](#)

Summary of considerations and current CDC recommendations regarding SARS-CoV-2 testing.

Date: 9/17/20

Audience: [Health Departments](#), [Healthcare Professionals](#), [State and Local Government](#)

[Guidance for Reopening Buildings After Prolonged Shutdown or Reduced Operation](#)

Ensure that your water system is safe to use after a prolonged shutdown to minimize the risk of Legionnaires' disease and other diseases associated with water.

Date: 9/17/20

Audience: [Community Settings](#), [Public Health Professionals](#)

[COVID-19 Parental Resources Kit – Young Adulthood](#)

Young adults' social, emotional, or mental well-being may be impacted by the pandemic. Learn what you can do to help ensure their well-being.

Date: 9/16/20

Audience: [Colleges and Universities](#), [General Public](#)

[COVID-19 Parental Resources Kit – Childhood](#)

Children's social, emotional, or mental well-being maybe impacted by the pandemic. Learn what you can do to help ensure their well-being.

Date: 9/15/20

Audience: [General Public](#)

[Operational Considerations for Personal Protective Equipment in the Context of Global Supply Shortages for Coronavirus Disease 2019 \(COVID-19\) Pandemic: non-US Healthcare Settings](#)

Considerations for personal protective equipment (PPE) in the context of global supply shortages in non-US healthcare settings.

Date: 9/14/20

Audience: [Healthcare Facilities](#), [Healthcare Professionals](#)

[Guidance for General Population Disaster Shelters During a Pandemic](#)

Date: 9/14/20

Audience: [Colleges and Universities](#), [First Responders](#), [Healthcare Facilities](#), [Healthcare Professionals](#), [High-Risk Populations](#), [Public Health Professionals](#), [Schools](#), [State and Local Government](#)

[Interim Operational Considerations for Public Health Management of Healthcare Workers Exposed to or with Suspected or Confirmed COVID-19: non-U.S. Healthcare Settings](#)

These recommendations are intended to be used by healthcare facilities and public health authorities in non-US healthcare settings, particularly focusing on low- and middle-income countries, assisting with the management of HCWs exposed to a person with confirmed or suspected COVID-19.

Date: 9/11/20

Audience: [Healthcare Facilities](#), [Healthcare Professionals](#)

[Know When to Delay your Travel to Avoid Spreading COVID-19](#)

Advice on when and how long people should delay their domestic or international travel to avoid spreading COVID-19.

Date: 9/10/20

Audience: [Travel](#)

[Additional COVID-19 Guidance for Caregivers of People Living with Dementia in Community Settings](#)

People caring for loved ones with dementia can take steps to prevent illness and stay healthy during the COVID-19 pandemic.

Date: 9/10/20

Audience: [High-Risk Populations](#)

[Implementing Safety Practices for Critical Infrastructure Workers Who May Have Had Exposure to a Person with Suspected or Confirmed COVID-19](#)

Find CDC's guidance for critical workers on how to protect workers who may have been exposed to COVID-19.

Date: 9/10/20

Audience: [Businesses](#)



California Takes Action to Combat COVID-19

<https://www.gov.ca.gov/california-takes-action-to-combat-covid-19/>

State Data

<https://covid19.ca.gov/>
<https://update.covid19.ca.gov/#top>
<https://www.cdph.ca.gov/Programs/CID/DCDC/Pages/Immunization/ncov2019.aspx#>

New website and guidance “Safer Economy Blueprint”

<https://covid19.ca.gov/safer-economy>

Statewide industry guidance to reduce risk

<https://covid19.ca.gov/industry-guidance/#top>
<https://www.cdph.ca.gov/Programs/CID/DCDC/Pages/Guidance.aspx>

Data models

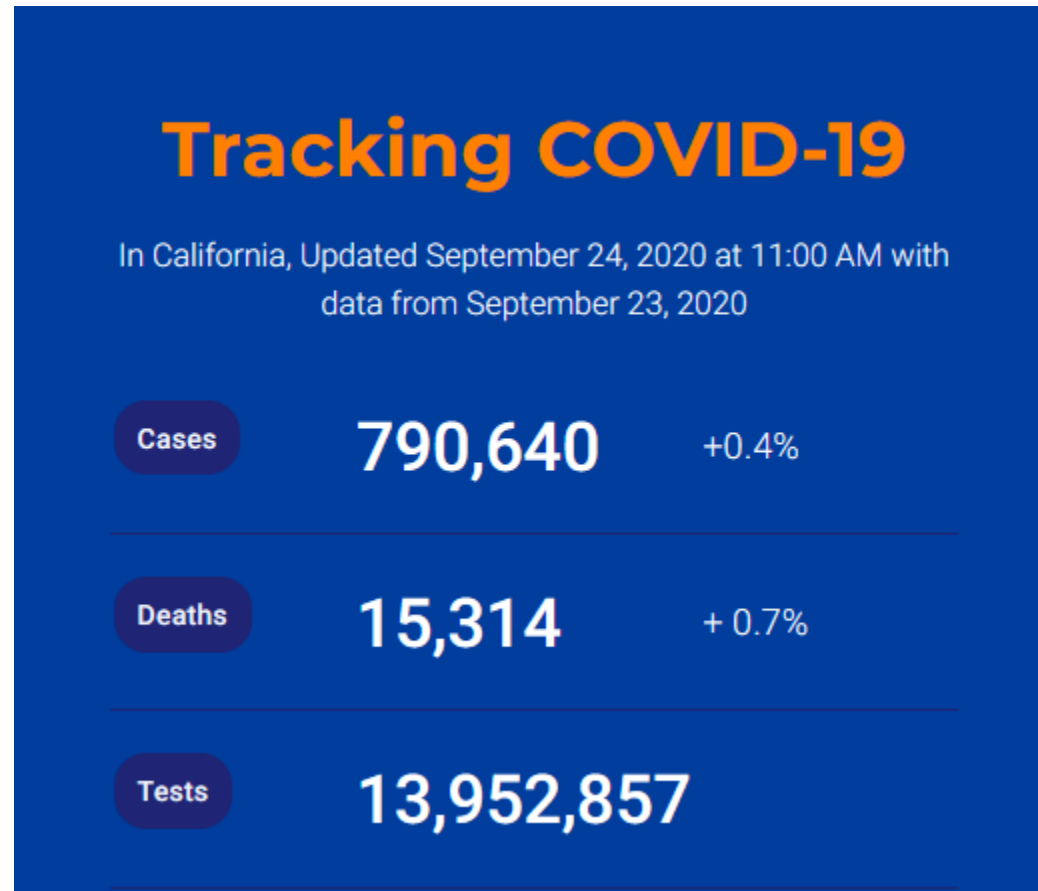
<https://covid19.ca.gov/data-and-tools/>



Office of Governor
GAVIN NEWSOM

Press Releases, Executive Orders, Media Advisories,
Proclamations, and “On the Record” Column

<https://www.gov.ca.gov/newsroom/>



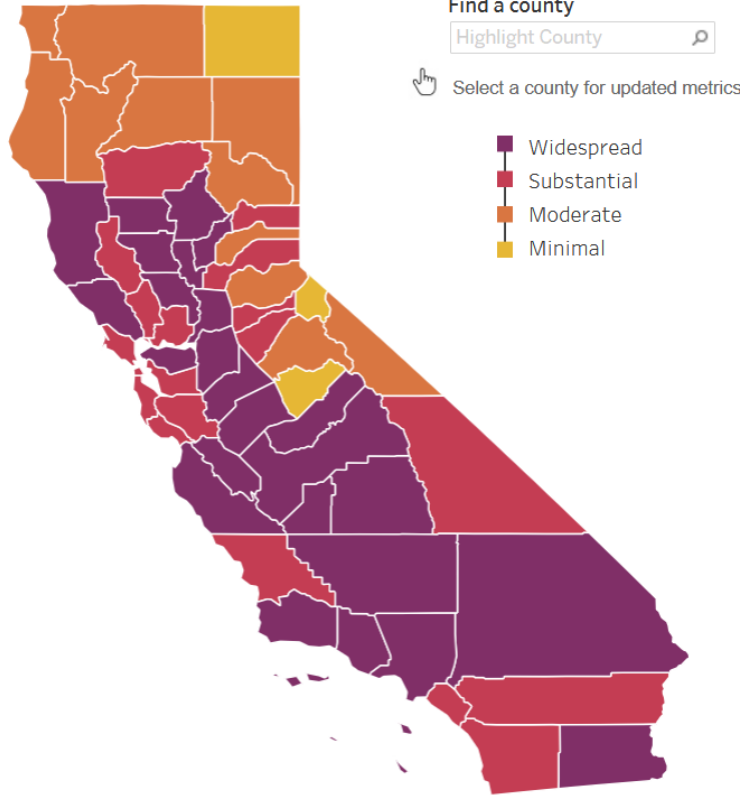
Statewide metrics

6.4

New COVID-19 positive cases per day per 100K

3.6%

Positivity rate



	Higher Risk → Lower Risk of Community Disease Transmission			
	Widespread Tier 1	Substantial Tier 2	Moderate Tier 3	Minimal Tier 4
Measure*				
Adjusted Case Rate for Tier Assignment** (Rate per 100,000 excluding prison cases, 7 day average with 7 day lag)	>7	4-7	1-3.9	<1
Testing Positivity*** (Excluding prison cases, 7 day average with 7 day lag)	>8%	5-8%	2.4-9%	<2%

State Officials Announce Latest COVID-19 Facts

September 24, 2020 - The California Department of Public Health (CDPH) today announced the most recent statistics on COVID-19.

State Officials Announce Latest COVID-19 Facts

September 23, 2020 - The California Department of Public Health (CDPH) today announced the most recent statistics on COVID-19.

State Officials Announce Latest COVID-19 Facts

September 22, 2020 - The California Department of Public Health (CDPH) today announced the most recent statistics on COVID-19.

State Officials Announce Latest COVID-19 Facts

September 21, 2020 - The California Department of Public Health (CDPH) today announced the most recent statistics on COVID-19.

State Officials Announce Latest COVID-19 Facts

September 20, 2020 - The California Department of Public Health (CDPH) today announced the most recent statistics on COVID-19.

State Officials Announce Latest COVID-19 Facts

September 19, 2020 - The California Department of Public Health (CDPH) today announced the most recent statistics on COVID-19.

State Officials Announce Latest COVID-19 Facts

September 18, 2020 - The California Department of Public Health (CDPH) today announced the most recent statistics on COVID-19.



Riverside County Data

<https://www.rivcoph.org/coronavirus>

RUHS Public Health News:

- Riverside County enters state’s red tier, more businesses resume indoor operations [English](#) / [Spanish](#) - September 23, 2020
- [Third round of business assistance grant applications to open Sept. 16 with expanded eligibility](#) - September 14, 2020
- More residents needed for COVID testing to slow the spread, move into red tier [English](#) / [Spanish](#) - September 10, 2020
- Riverside County health officials urge residents to take precautions because of smoke, ash from fires [English](#) / [Spanish](#) - September 8, 2020
- [Continue coronavirus safety measures during holiday weekend](#) - September 3, 2020
- Cool centers open during heatwave, COVID testing sites to close for the weekend [English](#) / [Spanish](#) - September 3, 2020
- Riverside County reports first flu-related death of 2020-21 influenza season [English](#) / [Spanish](#) - September 2, 2020
- [Riverside County Takes Action to Address Suicide, Celebrate Recovery](#) - September 1, 2020
- Slow the spread through social media and creative arts challenges [English](#) / [Spanish](#) - September 1, 2020
- Health officials report first case of MIS-C in child from western Riverside County [English](#) / [Spanish](#) - September 1, 2020
- [Adjusting Permitted Sector Activities](#) - August 31, 2020

<https://covid19.ca.gov/safer-economy/>

Riverside

SUBSTANTIAL

Some non-essential indoor business operations are closed. [Understand the data.](#)

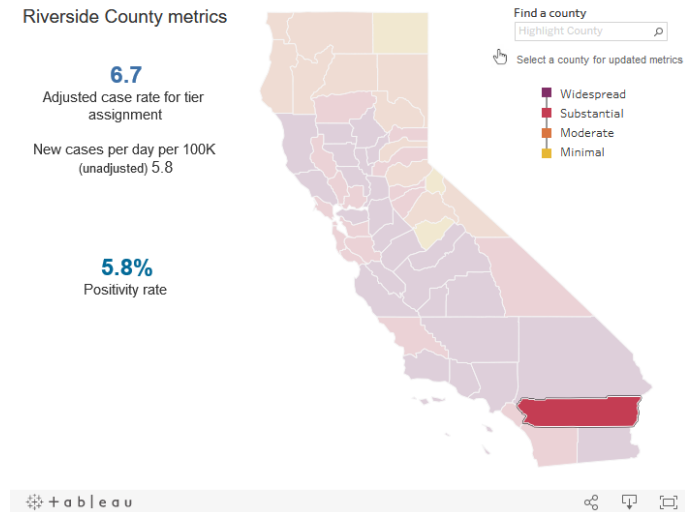
Counties can restrict further. Check your [county's website.](#)

New dashboard

Click [here](#) for more detailed city/community data and reports

Daily Epidemiology Summary updated 09-24-2020

https://www.rivcoph.org/Portals/0/Documents/CoronaVirus/September/Dashboard/Public%20Daily_COVID-19_Updates%20-%202020-09-24.pdf?ver=2020-09-24-143540-620×tamp=1600983398256



Weather

Possible heat wave next week!

Threat Matrix

San Diego County, San Diego County Coastal Waters, Orange County, Western Riverside County, Southwest San Bernardino County

UPDATED:09/25/2020 7:53 AM

Weather Threat	Fri 09/25	Sat 09/26	Sun 09/27	Mon 09/28	Tue 09/29	Wed 09/30	Thu 10/01	Fri 10/02
Urban Rain (Driving Impact)								
Flooding								
Thunderstorms								
Snow								
Non-Thunderstorm Winds								
Fire Weather								
Extreme Temperatures								
Fog								
Coastal								
Marine								
Impact Scale	None	Minor	Moderate	Major	Extreme			

Latest hazard threat table: <https://www.wrh.noaa.gov/sgx/event/dsstable.php>

<https://www.weather.gov/forecastpoints#>

Wildfire

<https://www.latimes.com/wildfires-map/>

