



****Extraordinary Assumptions:** There are a lot of different data sources in this report not all of them match but aid to provide an overall picture of the current situation. COVID-19 Data Source Comparison - https://covid-19.splunkforgood.com/covid_19_datasource_comparison

Daily Situation Summary

Friday, September 11, 2020

As of 1:00 PM

COVID-19 by the Numbers

9/11/2020	Riverside	Imperial	Kern	Los Angeles	Orange	San Bernardino	San Diego	San Luis Obispo	Santa Barbara	Ventura	California	United States	Global
Total Cases	54,417	10,251	29,988	251,003	49,617	49,467	41,610	3,161	8,552	11,600	746,191	6,381,013	27,973,127
New Cases	97	18	63	1,127	223	203	284	30	24	103	3,326	37,451	234,948
Total Cases Per Capita	2,283	5,688	3,396	2,486	1,568	2,317	1,260	1,123	1,927	1,368	1,906	1,932	364
New Cases Per Capita	4	10	7	11	7	10	9	11	5	12	8	11	3
Recovered	49,176	10,449	14,080	Not Reported	44,976	44,989	36,774	2,976	8,274	10,472	366,463	3,884,654	20,468,859
Total Deaths	1,094	303	307	6,128	1,069	796	725	23	103	129	14,089	191,353	905,426
New Deaths	9	2	10	38	4	5	16	1	4	3	111	1,091	5,510
Deaths Per Capita	45.90	168.13	34.77	60.68	33.78	37.28	21.95	8.17	23.21	15.21	35.99	57.94	11.79
Presumptive active cases	4,147	-501	15,601		3,572	3,682	4,111	162	175	999	365,639	2,305,006	6,598,842
% of State's Cases	7.29%	1.37%	4.02%	33.64%	6.65%	6.63%	5.58%	0.42%	1.15%	1.55%	11.69%	22.81%	
Currently in Hospitals	231	22	85	1,219	277	259	285	10	39	90	4,023		
Total Hospital Beds	3,400	259	1,303	19,990	5,614	3,848	6,636	451	666	1,236	66,974		
Currently in ICU	53	9	20	301	65	74	87	3	9	20	1,023		
ICU Beds Available	93	7	55	924	236	156	287	18	54	43	2,576		
Case Fatality Rate	2.0%	3.0%	1.0%	2.4%	2.2%	1.6%	1.7%	0.7%	1.2%	1.1%	1.9%	3.0%	3.2%
Population*	2,383,286	180,216	883,053	10,098,052	3,164,182	2,135,413	3,302,833	281,455	443,738	848,112	39,148,760	330,249,194	7,679,405,000
% of Population	6.09%	0.46%	2.26%	25.79%	8.08%	5.45%	8.44%	0.72%	1.13%	2.17%	0.23%	0.0831%	

Sources: CDPH, WHO, CDC

The date for which case statistics and hospital data were reported. Hospital COVID data are self-reported through a portal managed by the California Hospital Association and pulled at 2pm. COVID case statistics are reported by local health departments to CalREDIE and are pulled at 2pm. Hospital data and case statistics are integrated by the California Department of Technology and made available through the Open Data Portal the following morning. CA Open Data Portal is at least 24 Hours behind although a backlog of new case reports at the State level has ostensibly been cleared, some County dashboards still contain notes that indicate data are missing. *California-Demographics.com made by Cubit - a demographic data provider & census.gov

Presumptive active cases - A calculation (Total Cases - Recovered - Dead) (LA County does not report recovery rates and Imperial County case data reporting is delayed to the state data source)

News

More detail on page 2

US Data

More detail on page 2

State Data

More detail on page 5

Riverside County Data

More detail on page 8

Weather

More detail on page 9

Wildfire

More detail on page 10

News

No new today sorry.

One Good Thing

- Stories about the kindness of strangers and individuals who sacrifice for others.
<https://apnews.com/OneGoodThing> & <https://www.goodnewsnetwork.org/>



U.S. Data

<https://covid.cdc.gov/covid-data-tracker/#social-impact>

Social Impact COVID-19 Events in the United States

1 EVENTS
Past 24 hours

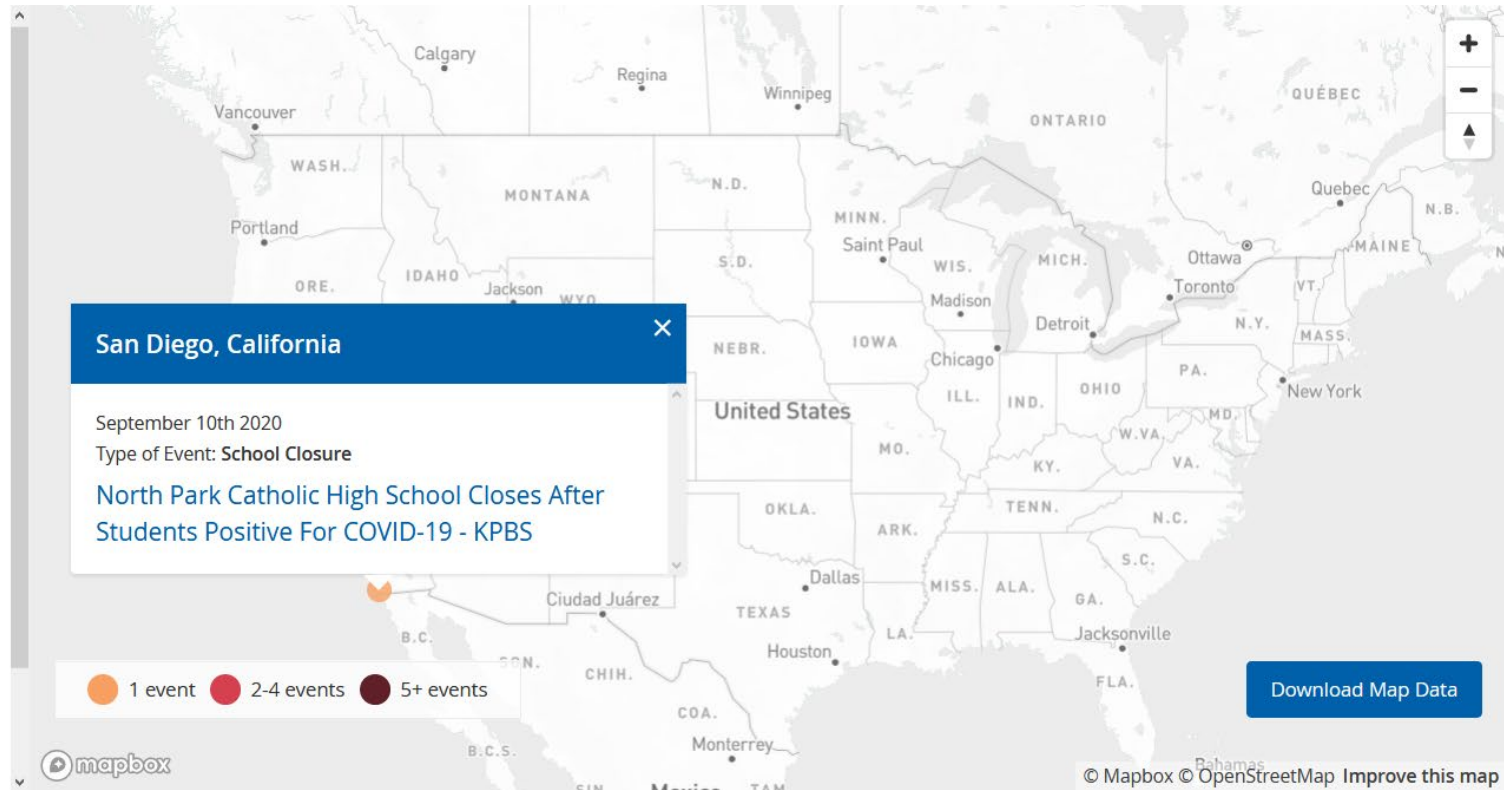
Map of news reports related to social impact events resulting from the COVID-19 outbreak in the United States, such as school closures, localized outbreaks, state of emergency declarations, etc.

DATE RANGE

Past 24 hours

TYPE OF EVENT ?

School Closure



CDC Guidance Documents

<https://www.cdc.gov/coronavirus/2019-ncov/communication/guidance-list.html?Sort=Date%3A%3Adesc>

[Know When to Delay your Travel to Avoid Spreading COVID-19](#)

Advice on when and how long people should delay their domestic or international travel to avoid spreading COVID-19.

Date: 9/10/20

Audience: [Travel](#)

[Additional COVID-19 Guidance for Caregivers of People Living with Dementia in Community Settings](#)

People caring for loved ones with dementia can take steps to prevent illness and stay healthy during the COVID-19 pandemic.

Date: 9/10/20

Audience: [High-Risk Populations](#)

[Implementing Safety Practices for Critical Infrastructure Workers Who May Have Had Exposure to a Person with Suspected or Confirmed COVID-19](#)

Find CDC's guidance for critical workers on how to protect workers who may have been exposed to COVID-19.

Date: 9/10/20

Audience: [Businesses](#)

[Standard Operating Procedure \(SOP\) for Triage of Suspected COVID-19 Patients in non-US Healthcare Settings: Early Identification and Prevention of Transmission during Triage](#)

This document is provided by CDC and is intended for use in non-US healthcare settings. This document is intended for healthcare facilities that are receiving or are preparing to receive patients with suspected or confirmed coronavirus disease 2019 (COVID-19).

Date: 9/10/20

Audience: [Healthcare Professionals](#)

[Operational Considerations for Community Isolation Centers for COVID-19 in Low-Resource Settings](#)

This document describes how to set up a Community Isolation Center for COVID-19 patients who are not able to isolate at home, but may not be ill enough to be hospitalized. This document is to be used in global settings, not in the US.

Date: 9/9/20

Audience: [Community Settings](#)

[Contact Tracing for COVID-19](#)

This section provides steps and consideration that jurisdictions can use to develop a protocol for the tracing of close contacts.

Date: 9/9/20

Audience: [Public Health Professionals](#)

[Standard Operating Procedure \(SOP\) for Triage of Suspected COVID-19 Patients in non-US Healthcare Settings: Early Identification and Prevention of Transmission during Triage](#)

This document is provided by CDC and is intended for use in non-US healthcare settings. This document is intended for healthcare facilities that are receiving or are preparing to receive patients with suspected or confirmed coronavirus disease 2019 (COVID-19).

Date: 9/9/20

Audience: [Healthcare Professionals](#)

[Cleaning and Disinfection for Community Facilities](#)

Guidance on the cleaning and disinfection of rooms or areas of those with suspected or with confirmed

Date: 9/9/20

Audience: [Community Settings](#)

[Interim Clinical Guidance for Management of Patients with Confirmed Coronavirus Disease \(COVID-19\)](#)

Clinicians, discover how you can best care for your hospitalized patients with a confirmed infection caused by novel coronavirus 2019 (COVID-19).

Date: 9/9/20

Audience: [Healthcare Professionals](#)

[Markets: Operational considerations for COVID-19 mitigation measures in global low-resource setting](#)

Markets are a critical place of commerce and a source of many essential goods, but they can pose potential risks for COVID-19 transmission. This document provides suggestions for mitigating COVID-19 transmission in markets in low-resource settings and describes considerations associated with each mitigation measure.

Date: 9/8/20

Audience: [Businesses](#)

[Cleaning, Disinfection, and Hand Hygiene in Schools – a Toolkit for School Administrators](#)

Cleaning, Disinfection, and Hand Hygiene in Schools during COVID-19

Date: 9/7/20

Audience: [Schools](#)

[Markets: Operational considerations for COVID-19 mitigation measures in global low-resource setting](#)

Markets are a critical place of commerce and a source of many essential goods, but they can pose potential risks for COVID-19 transmission. This document provides suggestions for mitigating COVID-19 transmission in markets in low-resource settings and describes considerations associated with each mitigation measure.

Date: 9/7/20

Audience: [Businesses](#)

California Takes Action to Combat COVID-19

<https://www.gov.ca.gov/california-takes-action-to-combat-covid-19/>



State Data

<https://covid19.ca.gov/>
<https://update.covid19.ca.gov/#top>
<https://www.cdph.ca.gov/Programs/CID/DCDC/Pages/Immunization/ncov2019.aspx#>

New website and guidance “Safer Economy Blueprint”

<https://covid19.ca.gov/safer-economy>

Statewide industry guidance to reduce risk

<https://covid19.ca.gov/industry-guidance/#top>
<https://www.cdph.ca.gov/Programs/CID/DCDC/Pages/Guidance.aspx>

Data models

<https://covid19.ca.gov/data-and-tools/>



Office of Governor
GAVIN NEWSOM

Press Releases, Executive Orders, Media Advisories,
Proclamations, and “On the Record” Column

<https://www.gov.ca.gov/newsroom/>

California COVID-19 By The Numbers

September 11, 2020

Numbers as of September 10, 2020

CALIFORNIA COVID-19 SPREAD

746,191 (+3,326)
CASES

Ages of Confirmed Cases

- 0-17: 76,136
- 18-49: 447,876
- 50-64: 141,078
- 65+: 80,183
- Unknown/Missing: 918

Gender of Confirmed Cases

- Female: 376,954
- Male: 362,679
- Unknown/Missing: 6,558

14,089 (+111)

Fatalities

Hospitalizations

Confirmed COVID-19
3,142/1,023
Hospitalized/in ICU

Suspected COVID-19
881/149
Hospitalized/in ICU

For county-level
hospital data:
bit.ly/hospitalsca

Your actions **save lives.**

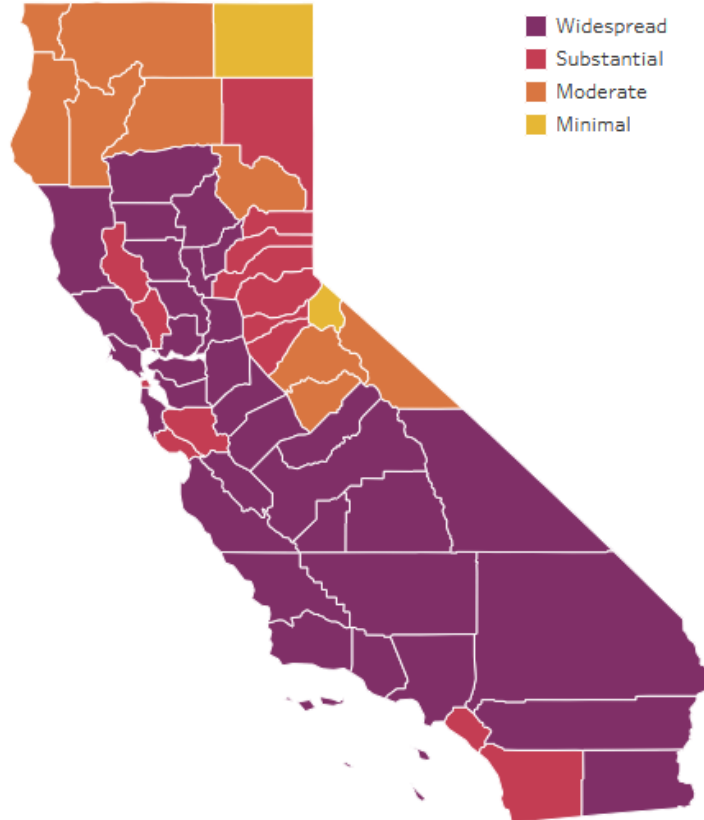
For county-level data:
data.chhs.ca.gov
covid19.ca.gov



Statewide Metrics

9.1
New COVID-19 Positive cases per day per 100K

5.3%
Positivity Rate



Data shown for week ending 8/29/20

	Higher Risk → Lower Risk of Community Disease Transmission			
	Widespread Tier 1	Substantial Tier 2	Moderate Tier 3	Minimal Tier 4
Measure*				
Adjusted Case Rate for Tier Assignment** (Rate per 100,000 excluding prison cases, 7 day average with 7 day lag)	>7	4-7	1-3.9	<1
Testing Positivity*** (Excluding prison cases, 7 day average with 7 day lag)	>8%	5-8%	2.4-9%	<2%

[State Officials Announce Latest COVID-19 Facts](#)

September 11, 2020 - The California Department of Public Health (CDPH) today announced the most recent statistics on COVID-19.

[State Officials Announce Latest COVID-19 Facts](#)

September 10, 2020 - The California Department of Public Health (CDPH) today announced the most recent statistics on COVID-19.

[State Officials Announce Latest COVID-19 Facts](#)

September 9, 2020 - The California Department of Public Health (CDPH) today announced the most recent statistics on COVID-19.

[State Officials Announce Latest COVID-19 Facts](#)

September 8, 2020 - The California Department of Public Health (CDPH) today announced the most recent statistics on COVID-19.

[State Officials Announce Latest COVID-19 Facts](#)

September 7, 2020 - The California Department of Public Health (CDPH) today announced the most recent statistics on COVID-19.

[State Officials Announce Latest COVID-19 Facts](#)

September 6, 2020 - The California Department of Public Health (CDPH) today announced the most recent statistics on COVID-19.

[State Officials Announce Latest COVID-19 Facts](#)

September 5, 2020 - The California Department of Public Health today announced the most recent statistics on COVID-19.



Riverside County Data

<https://www.rivcoph.org/coronavirus>

RUHS Public Health News:

- More residents needed for COVID testing to slow the spread, move into red tier [English](#) / [Spanish](#) - September 10, 2020
- Riverside County health officials urge residents to take precautions because of smoke, ash from fires [English](#) / [Spanish](#) - September 8, 2020
- [Continue coronavirus safety measures during holiday weekend](#) - September 3, 2020
- Cool centers open during heatwave, COVID testing sites to close for the weekend [English](#) / [Spanish](#) - September 3, 2020
- Riverside County reports first flu-related death of 2020-21 influenza season [English](#) / [Spanish](#) - September 2, 2020
- [Riverside County Takes Action to Address Suicide, Celebrate Recovery](#) - September 1, 2020
- Slow the spread through social media and creative arts challenges [English](#) / [Spanish](#) - September 1, 2020
- Health officials report first case of MIS-C in child from western Riverside County [English](#) / [Spanish](#) - September 1, 2020
- [Adjusting Permitted Sector Activities](#) - August 31, 2020
- [Blueprint for a Safer Economy](#) - August 31, 2020
- New state framework to provide path for Riverside County's businesses [English](#) / [Spanish](#) - August 28, 2020

<https://covid19.ca.gov/safer-economy/>

Understand the data.' followed by another line: 'Counties can restrict further. Check with your local health department to find out what restrictions apply.'"/>

Riverside

WIDESPREAD


Many non-essential indoor business operations are closed [Understand the data.](#)

Counties can restrict further. Check with your local health department to find out what restrictions apply.

Daily Epidemiology Summary updated 09-10-2020

https://www.rivcoph.org/Portals/0/Documents/CoronaVirus/September/Dashboard/3/Public%20Daily_COVID-19_Updates%20-%202020-09-10REVISED.pdf?ver=2020-09-10-150121-920×tamp=1599775288584

Weather

 National Weather Service San Diego, California		<h2>Weather Threats Outlook</h2>						
		11 AM PDT Friday September 11, 2020						
County	Zone	Fri 9/11	Sat 9/12	Sun 9/13	Mon 9/14	Tue 9/15	Wed 9/16	Thu 9/17
San Diego	Beach/Marine	Patchy Fog Smoke Aloft	Patchy Fog	None	Warm	Warm	None	None
	Coast	Patchy Fog Smoke Aloft	Patchy Fog	None	Warm	Warm	None	None
	Valleys	Warm Smoke Aloft	Warm	Warm	Very Warm	Very Warm	Very Warm	Warm
	Mountains	Fire Weather Smoke Aloft	Warm	Warm	Warm	Warm	Warm	None
	Deserts	Warm Smoke Aloft	Very Warm	Very Warm	Hot	Hot	Very Warm	Warm
Orange	Beach	Patchy Fog Smoke Aloft	Patchy Fog	None	Warm	Warm	None	None
	Coast	Patchy Fog Smoke Aloft	Patchy Fog	None	Warm	Warm	None	None
	Inland	Warm Smoke Aloft	Warm	Warm	Very Warm	Very Warm	Warm	None
	Mountains	Warm Smoke Aloft	Warm	Warm	Very Warm	Very Warm	Warm	None
Riverside	Inland Empire	Warm Smoke Aloft	Warm	Very Warm	Hot	Hot	Very Warm	Warm
	Mountains	Fire Weather Smoke Aloft	Fire Weather	Warm	Warm	Warm	Warm	None
	Desert	Warm Smoke Aloft	Very Warm	Very Warm	Hot	Hot	Very Warm	Warm
San Bernardino	Inland Empire	Warm Smoke Aloft	Warm	Very Warm	Hot	Hot	Very Warm	Warm
	Mountains	Fire Weather Smoke Aloft	Fire Weather	Warm	Warm	Warm	Warm	None
	Desert	Smoke Aloft	None	Warm	Very Warm	Very Warm	Very Warm	Warm
		Impact Threat Levels		None	Low	Medium	High	Extreme

Latest hazard threat table: <https://www.wrh.noaa.gov/sqx/event/dstable.php>

<https://www.weather.gov/forecastpoints#>

Wildfire

<https://www.latimes.com/wildfires-map/>

