



**\*\*Extraordinary Assumptions:** There are a lot of different data sources in this report not all of them match but aid to provide an overall picture of the current situation. COVID-19 Data Source Comparison - [https://covid-19.splunkforgood.com/covid\\_19\\_datasource\\_comparison](https://covid-19.splunkforgood.com/covid_19_datasource_comparison)

# Daily Situation Summary

## Friday, August 21, 2020

### As of 10:00 AM

#### COVID-19 by the Numbers

08/21/2020	Riverside	Imperial	Kern	Los Angeles	Orange	San Bernardino	San Diego	San Luis Obispo	Santa Barbra	Ventura	California	United States	Global
Total Cases	48,741	9,041	27,142	226,006	43,938	43,224	35,378	2,553	7,499	9,587	644,751	5,551,793	22,492,312
New Cases	294	73	164	1,788	279	397	214	18	27	51	5,920	44,865	236,093
Total Cases Per Capita	2,045	5,017	3,074	2,238	1,389	2,024	1,071	907	1,690	1,130	1,647	1,682	293
New Cases Per Capita	12	41	19	18	9	19	6	6	6	6	15	14	3
Recovered	<a href="#">26,382</a>	<a href="#">9,181</a>	<a href="#">9,292</a>	<a href="#">Not Reported</a>	<a href="#">36,596</a>	<a href="#">35,150</a>	<a href="#">30,483</a>	<a href="#">2,153</a>	<a href="#">7,269</a>	<a href="#">7,773</a>	<a href="#">271,591</a>	<a href="#">3,096,527</a>	<a href="#">15,570,620</a>
Total Deaths	917	265	228	5,392	833	621	638	20	82	98	11,686	173,490	788,503
New Deaths	4	0	12	57	18	5	5	1	1	1	163	1,074	6,047
Deaths Per Capita	38.48	147.05	25.82	53.40	26.33	29.08	19.32	7.11	18.48	11.56	29.85	52.55	10.28
Presumptive active cases	21,442	-405	17,622		6,509	7,453	4,257	380	148	1,716	361,474	2,281,776	6,133,189
% of State's Cases	7.56%	1.40%	4.21%	35.05%	6.81%	6.70%	5.49%	0.40%	1.16%	1.49%	<b>11.61%</b>	<b>24.68%</b>	
Currently in Hospitals	388	28	179	1,898	459	500	280	19	61	125	6,212		
Total Hospital Beds	6,028	259	1,319	19,790	5,788	3,862	6,742	451	666	1,317	70,020		
Currently in ICU	90	11	66	428	118	123	91	5	20	31	1,557		
ICU Beds Available	89	11	39	852	223	146	283	19	51	49	2,464		
Case Fatality Rate	1.9%	2.9%	0.8%	2.4%	1.9%	1.4%	1.8%	0.8%	1.1%	1.0%	1.8%	3.1%	3.5%
Population*	2,383,286	180,216	883,053	10,098,052	3,164,182	2,135,413	3,302,833	281,455	443,738	848,112	39,148,760	330,129,039	7,673,076,000
% of Population	6.09%	0.46%	2.26%	25.79%	8.08%	5.45%	8.44%	0.72%	1.13%	2.17%	<b>0.20%</b>	<b>0.0724%</b>	

Sources: CDPH, WHO, CDC

The date for which case statistics and hospital data were reported. Hospital COVID data are self-reported through a portal managed by the California Hospital Association and pulled at 2pm. COVID case statistics are reported by local health departments to CalREDIE and are pulled at 2pm. Hospital data and case statistics are integrated by the California Department of Technology and made available through the Open Data Portal the following morning. CA Open Data Portal is at least 24 Hours behind although a backlog of new case reports at the State level has ostensibly been cleared, some County dashboards still contain notes that indicate data are missing. \*California-Demographics.com made by Cubit - a demographic data provider & census.gov

Presumptive active cases - A calculation (Total Cases - Recovered - Dead) (LA County does not report recovery rates and Imperial County case data reporting is delayed to the state data source)

**News**  
More detail on page 3  
**Information**  
More detail on page 7

**Global Data**  
More detail on page 8  
**US Data**  
More detail on page 9

**State Data**  
More detail on page 11  
**Riverside County Data**  
More detail on page 12

**Weather**  
More detail on page 12  
**Wildfire**  
More detail on page 22

# News

## India's coronavirus cases approach three million

- A jump in coronavirus infections on Friday pushed India closer to the 3 million mark, piling pressure on authorities to prevent huge gatherings this weekend as Mumbai celebrates the Hindu elephant-headed god Ganesh.
- India reported 68,898 new COVID-19 cases in the past 24 hours - the third straight daily increase above 60,000 - taking the total to 2.91 million, the third worst in the world after the United States and Brazil. Deaths increased by 983 to 54,849.
- For most of western India, especially the country's financial capital, Ganesh Chaturthi marks the beginning of an 11-day festival usually marked by big public celebrations.
- Cases have plateaued in Mumbai, which now averages 1,000 a day and has recorded more than 120,000 in total, but strict government regulations have meant that the festival season, which begins this month, has been lackluster.
- "You can see everyone's shops are full of idols. No one is coming out to buy anything," Ramdas Ghodekar, who sells Ganesh idols in central Mumbai, told Reuters.
- "People are buying cheaper idols and cutting down their budgets because there have been pay cuts and job losses. Last year, I sold all the idols in my shop - this year I will sell half of that," idol-maker Nandkumar Patil said.
- India imposed a strict lockdown in March, at the beginning of the outbreak, and in several cities like Mumbai, public transport, malls and theaters remain shut.

<https://www.usnews.com/news/world/articles/2020-08-21/india-coronavirus-cases-surge-to-29-million>

## China faces questions over 'vaccinated' workers sent overseas

- China faced demands on Thursday to explain why a state-backed firm claimed it had vaccinated dozens of staff against the coronavirus before sending them back to work at a mine in Papua New Guinea.
- The China Metallurgical Group Corporation (MCC) -- which controls a major nickel mine in the country -- warned local authorities that 48 staff who returned from China this month may test positive for the virus because they had received a vaccine.
- In response, Papua New Guinea authorities called for "immediate clarification" from Beijing and blocked a charter flight full of Chinese workers that was due to land Thursday.
- While moving its staff into place, MMC's subsidiary firm Ramu NiCo told Papua New Guinea authorities that any positive coronavirus test results were "the normal reaction of the vaccination and not due to infection", according to a Chinese and English-language statement obtained by AFP.
- The 48 members of staff at its multi-billion-dollar mine had "been vaccinated with SARS-COV-2 vaccine" before their return, it said.
- China has previously indicated that it would test vaccines on military personnel and staff at state-backed companies, but it is not clear whether these tests were carried out on workers heading overseas
- Papua New Guinea's pandemic tsar David Manning told AFP he wanted answers and had blocked the arrival of a flight with around 150 Chinese workers on board due in Port Moresby on Thursday.
- Anyone arriving in Papua New Guinea must receive a coronavirus test before boarding their flight and undergo quarantine on arrival.

- In a letter from Manning to the Chinese ambassador, also seen by AFP, he demanded "immediate clarification" and stated that Papua New Guinea "does not currently acknowledge a vaccine" for coronavirus and will not until national regulators and the World Health Organization have given their approval.
- He also issued a decree banning coronavirus testing, trials and unapproved vaccine treatments in Papua New Guinea.  
<https://www.france24.com/en/20200820-china-faces-questions-over-vaccinated-workers-sent-overseas>

### **Johnson & Johnson to start late-stage coronavirus vaccine trial in September with up to 60,000 people**

- Johnson & Johnson plans to begin what would be the largest, late-stage trial testing a potential coronavirus vaccine in September, the company confirmed Thursday.
- The phase three trial would enroll up to 60,000 healthy people ages 18 and older across nearly 180 locations in the U.S. and other countries, according to a J&J spokesman and ClinicalTrials.gov.
- Participants will be randomly selected to receive a dose of the potential vaccine or a placebo, according to details of the trial, which will determine whether the vaccine is safe and effective. They will be followed by researchers for more than two years.
- "Our Phase 3 program is intended to be as robust as possible, could include up to 60,000 participants and will be conducted in places with high incidence rates," J&J spokesman Jake Sargent said in a statement to CNBC. "We are using epidemiology and modeling data to predict and plan where our studies should take place and expect that to be finalized soon."
- J&J is one of several companies in a race to develop a potential vaccine for Covid-19. There are more than 160 vaccines under development worldwide as of Thursday, according to the World Health Organization, with at least 30 already in clinical trials.  
<https://www.cnn.com/2020/08/20/coronavirus-johnson-johnson-to-start-vaccine-trial-in-september-with-60000-people.html>

### **U.S. will have third act of coronavirus and it will likely be 'more pervasive,' Dr. Scott Gottlieb says**

- The U.S. has not yet had a "true second wave" of the coronavirus and the country could see a resurgence of the virus in the fall and winter, former Food and Drug Administration Commissioner Dr. Scott Gottlieb told CNBC on Friday.
- He added that the virus is likely to spread to rural parts of the U.S., some of which have been "largely unaffected to date." Cases are already beginning to build in the West and Midwest, Gottlieb said, adding that "every community is vulnerable."
- He said the coronavirus does not spread like the flu, which one person might pass on to two or three others, he said, but that the virus spreads largely at "super-spreading events" such as large gatherings, especially indoor events.
- "I do think that we're going to have a third act of this virus in the fall and the winter and it's likely to be more pervasive spread in a broader part of the country," he said.  
<https://www.cnn.com/2020/08/21/us-will-have-third-act-of-coronavirus-and-it-will-likely-be-more-pervasive-dr-scott-gottlieb-says.html>

### **Covid-19 Data Will Once Again Be Collected by CDC, in Policy Reversal**

- The U.S. Department of Health and Human Services is reversing course on a change to the way hospitals report critical information on the coronavirus pandemic to the government, returning the responsibility for data collection to the Centers for Disease Control and Prevention.
- Deborah Birx, the White House's coronavirus coordinator, told hospital executives and government officials in Arkansas this week that the current system under which hospitals report new cases is "solely an interim system" and that the reporting would soon go back to the CDC.

- The HHS instructed hospitals last month to no longer report numbers on new cases, hospital capacity, inventories of key supplies and other data through the CDC's National Health Safety Network. Instead, the facilities were directed to report daily numbers through the HHS Protect system using software provided by TeleTracking Technologies Inc., a hospital IT specialist that won a roughly \$10 million contract with the HHS this year
- The reversal comes after increasing reports that the new system has been plagued by delays and inconsistencies in data since being implemented in July. Among other things, certain key statistics, such as inpatient beds occupied by Covid-19 patients, were updated only once a week, rather than daily or multiple times a week, as under the CDC system.
- The changeover was very abrupt," said Dr. Thomas Talbot, chief hospital epidemiologist at Vanderbilt University Medical Center in Nashville, Tenn. "We track across our region things like hospitalization numbers, and we've increasingly noticed it being more difficult for hospitals to meet daily deadlines. We still see hospitals that just have no data reported for the day."
- The hospital data is important because it helps determine how much remdesivir, a key antiviral treatment for Covid-19, the federal government distributes to each state. But hospitals also need to see consistent data from other hospitals in their region so that they can deploy enough health-care workers and beds in certain areas and respond to outbreaks by providing doctors and nurses with sufficient protective equipment.
- "We use that data for a lot of different reasons, and one is to forecast and predict onwards not just the space capacity but the right number of workers, the right numbers of supplies," Dr. Talbot said. "It's also not just for the patients but for the community: Are we safe to start and relax the interventions? Are we still a hot spot? We really need to have that data to see what's going on."
- Twenty-two state attorneys general sent a letter to HHS Secretary Alex Azar demanding that the agency reverse the decision and return to the earlier CDC data-collection system.
- The reversal also comes at a moment of personnel turnover for both the HHS and the CDC. Jose Arrieta, the HHS's data chief, resigned abruptly last Friday, saying in a statement that he wanted to spend more time with his children.
- Mr. Arrieta, from the CDC and on Friday, Kyle McGowan, chief of staff, and Amanda Campbell, deputy chief of staff, resigned from the CDC to start a consulting firm, according to a CNN report.
- <https://www.wsj.com/articles/troubled-covid-19-data-system-returning-to-cdc-11597945770?mod=mktw>

## **U.S. Economic Recovery Gains Steam While Others Stutter**

- The U.S. financial system picked up momentum this month as companies shook off the results of the pandemic-induced downturn, although recoveries in different elements of the world slowed, based on new surveys of buying managers.
- The information launched Friday counsel U.S. companies are seeing demand return as they reopen from the lockdowns imposed in the spring and early summer. They additionally point out the financial system has to date managed to climate July's sharp rise in new coronavirus infections and enterprise closures that threatened to knock the restoration off beam.
- Data agency IHS Markit stated its composite buying managers index, a measure of producing and companies exercise, rose to 54.7 from 50.3 in July, an 18-month excessive, with each sector seeing an enormous rise. A studying above 50 is an indication of growth whereas a studying beneath 50 is an indication of contraction.
- The index of producing output was as much as 53.6 from 50.9 in July. The companies exercise index rose to 54.8 from 50.

- “The renewed increase in sales among service sector firms was welcome news following five months of declines,” stated Siân Jones, economist at IHS Markit. “Encouragingly, firms signaled an accelerated rise in hiring, as greater new business inflows led to increased pressure on capacity.”

<https://www.worldnewj.com/u-s-economic-recovery-gains-steam-while-others-stutter/>

### **Coronavirus In Minnesota: 29 Bars, Restaurants Linked To COVID-19 Outbreaks**

- Twenty-nine bars and restaurants across Minnesota have been linked to COVID-19 outbreaks since the beginning of June.
- Businesses make the list after seven of more customers likely transmitted the virus at the bar or restaurant. Half of the restaurants are in Minneapolis and St. Paul.
- The Minnesota Department of Health says they inspect all locations that end up on this list, and most often the restaurants are complying with safety commendations, but customers are creating the community spread.
- For perspective, the association Minnesota Hospitality says the number of cases confirmed at a restaurant or bar makes up only 2.3% of the total state cases.

<https://minnesota.cbslocal.com/2020/08/20/coronavirus-in-minnesota-about-30-bars-restaurants-linked-to-covid-19-outbreaks/>

### **Georgia State QB Mikele Colasurdo diagnosed with heart condition linked to COVID-19**

- Georgia State quarterback Mikele Colasurdo has been diagnosed with a heart condition as a result of contracting the coronavirus and won't be able to play football this season, he announced Thursday.
- The freshman and former three-star prospect from South Carolina arrived on campus in the spring.
- In a post on Twitter, Colasurdo thanked coach Shawn Elliott and the training staff for "providing a safe environment for us to train and practice."
- "Ultimately it was the procedures and tests set forth by GSU that allowed the doctors to find this condition in my heart and help keep me safe," Colasurdo wrote.
- Georgia State said it could not comment on the health of individual student-athletes because of privacy laws, but the university did say that its medical staff "regularly reviews the latest information and recommendations about SARS-CoV-2 infection in athletes, including information about cardiac concerns."
- "We believe these protocols are what will keep us safe this season," the statement said.
- Earlier this month, Debbie Rucker, the mother of Indiana offensive lineman Brady Feeney, wrote a Facebook post about her son dealing with heart issues after testing positive for COVID-19.
- Myocarditis, an inflammation of the heart muscle linked to the coronavirus, has been a concern of Power 5 conferences as they gauge the viability of playing a fall football season during the pandemic.
- ESPN reported on Aug. 10 that myocarditis was found in at least five Big Ten athletes and in several other athletes in other conferences.

[https://www.espn.com/college-football/story/\\_/id/29703982/georgia-state-qb-mikele-colasurdo-diagnosed-heart-condition-linked-covid-19](https://www.espn.com/college-football/story/_/id/29703982/georgia-state-qb-mikele-colasurdo-diagnosed-heart-condition-linked-covid-19)

### **Orange County could exit coronavirus watch list on Saturday, which would start countdown for in-person schooling**

- Wednesday was Orange County's first day falling below all six state pandemic thresholds, which are monitored daily by county and state public health officials to gauge the coronavirus's spread, testing levels and impact on hospitals. The county first made the watch list on June 29.
  - Orange County is in the running to be removed from the state watch list for coronavirus-distressed counties, which, if downward trends continue, would happen Saturday, Aug. 22.
  - That would start a 14-day countdown until Orange County schools could be cleared to resume in-person teaching by the second week of September. If the local school boards make that call, their K-12 students could be back in classrooms after Labor Day.
  - "If all goes well, and I am very optimistic that all will go well, Sept. 6 will be Day 15," said Dr. Clayton Chau, Orange County's Health Care Agency director and acting health officer.
  - But it could be little else about mid-pandemic life would change right away in Orange County, Chau said, because businesses and residents might still be bound by the state's July 13 health order, which scaled back some earlier easing of lockdown measures.
  - But despite signs of diminishing rates of new cases and positive tests shares – two watch list metrics that signaled most how Orange County was in trouble during the July surge – Chau said this is no time to relax.
  - Because of the danger of being added back on the state watch list as quickly as the county could be taken off, Chau said he would recommend the county reopen in "phases."
  - "We all have learned that the earlier reopening during First Stage, Second Stage, brought about (coronavirus) transmission, so I think we have learned from that lesson," Chau said. "Personally, I think the next reopening phase should be a phase-in approach. We're going to have to decide which business sectors to bring back and reopen first."
  - Again, he stressed physical distancing, face coverings and frequent hand-washing.
- <https://www.ocregister.com/2020/08/20/orange-county-could-exit-coronavirus-watch-list-on-saturday-which-would-start-countdown-for-in-person-schooling/>

## **Second stimulus check payment schedule: How fast could the IRS send out more money?**

- If a final coronavirus relief bill passes, you could get paid more quickly than you did in the first round. We worked out some potential dates for when it could happen, based on what we know today.
- The House of Representatives will return to Capitol Hill Saturday to vote on a rescue bill for the US Post Office, while Republicans plan to introduce their own scaled-back coronavirus relief package. But what will happen with the halted talks that would potentially make a second stimulus check part of a new law? And how soon could that money reach eligible Americans?
- If a bill can be passed, Treasury Secretary Steven Mnuchin is prepared to start sending out direct payments within a week, which is about one-third of the time it took to send out the first round of payments after the CARES Act became law in March.
- Several scenarios could play out. Though still unlikely negotiators could resume and reach an agreement in late August. But it's unclear if stimulus package discussions will continue. Negotiations could also slide into September after the new congressional session officially begins.

- Here are some possible dates that another stimulus bill could pass and the IRS could send the first checks. For reference, we also include the timeline for the now expired CARES Act. The payments don't go out to everyone at once, so we'll go over what groups of people could get their payment first.

- <https://www.cnet.com/personal-finance/second-stimulus-check-payment-schedule-how-fast-could-the-irs-send-out-more-money/>

## One Good Thing

- Stories about the kindness of strangers and individuals who sacrifice for others. <https://apnews.com/OneGoodThing> & <https://www.goodnewsnetwork.org/>

## Information

### What are the odds of catching Covid-19: On an airplane are slimmer than you think, scientists say

- Sitting squeezed between a number of strangers on board an aircraft might feel like a risky position during these uncertain times.
- But according to some experts who point to the very few documented cases of in-flight transmission, the chances of catching Covid-19 while on board a flight are actually relatively slim.
- Fear of flying during the pandemic has drastically reduced global air traffic, which has also been restricted due to border closures. If new scientific claims are borne out, the perceived heightened risk of boarding an airplane could be unfounded.
- In one case, about 328 passengers and crew members were tested for coronavirus after it was learned that a March 31 flight from the US to Taiwan had been carrying 12 passengers who were symptomatic at the time. However, all the other passengers tested negative, as did the crew members.
- One explanation for the apparently low risk level is that [the air in modern aircraft cabins is replaced](#) with new fresh air every two to three minutes, and most planes are fitted with air filters designed to trap 99.99% of particles. A recent study that looked at the benefits of the empty middle seat policy.

<http://edition.cnn.com/travel/article/odds-catching-covid-19-flight-wellness-scn/index.html>

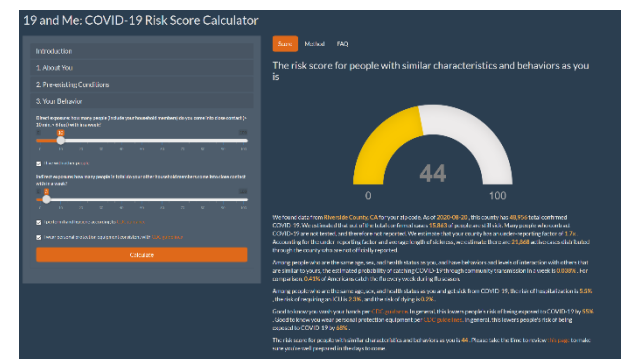
## A COVID-19 Risk Calculator

- [19 and Me](#) combines information about users with available case data and epidemiological research to empower them to make data-driven decisions that matter for their health and safety. The app is divided into three sections:

<https://www.mathematica.org/commentary/19-and-me-a-covid-19-risk-calculator>  
<https://19andme.covid19.mathematica.org/>

WHEN COULD THE SECOND STIMULUS CHECKS GO OUT?

	Date passed by Senate	Date passed by House	Date signed	First checks sent
Original CARES Act	March 25	March 26	March 27	April 15
	<b>If Senate passes</b>	<b>If House passes</b>	<b>If president signs</b>	<b>First checks could be sent</b>
<b>Final negotiated bill</b>	Sept. 8	Sept. 9	Sept. 10	Week of Sept. 21
	Sept. 10	Sept. 11	Sept. 14	Week of Sept. 28
	Sept. 14	Sept. 15	Sept. 16	Week of Sept. 28



# Global Data

## Cases per 1M Population - <https://www.worldometers.info/coronavirus/>

Now Yesterday 2 Days Ago Columns Search:

All	Europe	North America	Asia	South America	Africa	Oceania								
#	Country, Other	Total Cases	New Cases	Total Deaths	New Deaths	Total Recovered	New Recovered	Active Cases	Serious, Critical	Tot Cases/ 1M pop	Deaths/ 1M pop	Total Tests	Tests/ 1M pop	Population
1	<a href="#">Qatar</a>	116,481	+257	193		113,216	+292	3,072	66	41,485	69	577,122	205,542	2,807,805
2	<a href="#">French Guiana</a>	8,743		54		8,189		500	17	29,174	180	48,382	161,444	299,682
3	<a href="#">Bahrain</a>	48,303		179		44,628		3,496	37	28,265	105	1,011,805	592,064	1,708,944
4	<a href="#">San Marino</a>	704		42		657		5		20,742	1,237	6,511	191,833	33,941
5	<a href="#">Chile</a>	391,849		10,671		366,063		15,115	1,077	20,474	558	2,113,632	110,437	19,138,783
6	<a href="#">Panama</a>	83,855		1,844		59,174		22,837	154	19,393	426	287,300	66,445	4,323,882
7	<a href="#">Kuwait</a>	79,269	+502	511	+2	71,264	+622	7,494	95	18,525	119	581,118	135,805	4,279,075
8	<a href="#">USA</a>	5,756,527	+10,255	177,619	+195	3,097,040	+1,556	2,481,868	16,812	17,377	536	74,006,470	223,401	331,272,237
9	<a href="#">Peru</a>	567,059		27,034		380,730		159,295	1,519	17,166	818	2,852,011	86,336	33,033,892
10	<a href="#">Brazil</a>	3,505,361	+264	112,445	+22	2,653,407		739,509	8,318	16,475	528	13,748,152	64,616	212,768,400
11	<a href="#">Oman</a>	83,769		609		78,386		4,774	151	16,350	119	309,212	60,353	5,123,430
12	<a href="#">Vatican City</a>	12				12		0		14,981				801
13	<a href="#">Armenia</a>	42,477	+158	842	+6	35,693	+217	5,942		14,331	284	192,199	64,844	2,964,022
14	<a href="#">Andorra</a>	1,024		53		875		96	1	13,250	686	137,457	1,778,642	77,282
15	<a href="#">Aruba</a>	1,387		6		277		1,104	2	12,983	56	17,669	165,395	106,829
16	<a href="#">Luxembourg</a>	7,637		124		6,903		610	3	12,174	198	706,629	1,126,386	627,342
17	<a href="#">Maldives</a>	6,370		25	+1	3,915		2,430	12	11,757	46	100,233	184,996	541,813
18	<a href="#">Mayotte</a>	3,160		39		2,964		157	1	11,547	143	13,000	47,502	273,671
19	<a href="#">Israel</a>	99,599		809	+14	77,785	+3,206	21,005	390	10,829	88	2,180,096	237,029	9,197,590
20	<a href="#">South Africa</a>	599,940		12,618		497,169		90,153	539	10,098	212	3,480,283	58,581	59,410,167
21	<a href="#">Colombia</a>	513,719		16,183		339,124		158,412	1,493	10,081	318	2,374,898	46,606	50,956,995



# U.S. Data

## Cases per 1M Population - <https://www.worldometers.info/coronavirus/country/us/>

Now Yesterday Search:

#	USA State	Total Cases	New Cases	Total Deaths	New Deaths	Total Recovered	Active Cases	Tot Cases/ 1M pop	Deaths/ 1M pop	Total Tests	Tests/ 1M pop	Population	Source	Projections
1	<a href="#">Louisiana</a>	141,720	+899	4,687	+50	118,120	18,913	30,485	1,008	1,738,807	374,034	4,648,794	[view by county] [1]	[projections]
2	<a href="#">Florida</a>	593,286	+4,684	10,172	+116	59,366	523,748	27,623	474	4,373,944	203,650	21,477,737	[view by county] [1] [2] [3]	[projections]
3	<a href="#">Arizona</a>	196,899	+619	4,688	+4	28,471	163,740	27,051	644	1,383,616	190,091	7,278,717	[1]	[projections]
4	<a href="#">Mississippi</a>	75,449		2,190		56,577	16,682	25,351	736	541,254	181,864	2,976,149	[1] [2]	[projections]
5	<a href="#">New York</a>	458,279		32,937		359,479	65,863	23,558	1,693	7,353,387	377,997	19,453,561	[view by county] [1] [2] [3]	[projections]
6	<a href="#">Georgia</a>	246,741		4,904		42,063	199,774	23,239	462	2,358,244	222,111	10,617,423	[1]	[projections]
7	<a href="#">Alabama</a>	112,770	+321	1,990	+16	44,684	66,096	22,999	406	891,813	181,884	4,903,185	[1]	[projections]
8	<a href="#">New Jersey</a>	194,461		16,037		158,664	19,760	21,893	1,806	2,585,207	291,055	8,882,190	[view by county] [1]	[projections]
9	<a href="#">South Carolina</a>	109,320		2,401		45,205	61,714	21,232	466	955,834	185,645	5,148,714	[1] [2]	[projections]
10	<a href="#">Nevada</a>	63,584		1,172		26,011	36,401	20,643	381	786,344	255,294	3,080,156	[1] [2]	[projections]
11	<a href="#">Tennessee</a>	139,175		1,488		100,967	36,720	20,379	218	1,949,404	285,452	6,829,174	[1] [2] [3]	[projections]
12	<a href="#">Texas</a>	590,638		10,721		438,363	141,554	20,370	370	4,937,231	170,274	28,995,881	[view by county] [1] [2]	[projections]
13	<a href="#">Rhode Island</a>	21,022	+151	1,030	+2	2,021	17,971	19,844	972	454,977	429,482	1,059,361	[1]	[projections]
14	<a href="#">District Of Columbia</a>	13,469	+60	602	+1	10,772	2,095	19,085	853	259,058	367,068	705,749	[1]	[projections]
15	<a href="#">Arkansas</a>	54,765		641		48,458	5,666	18,147	212	648,509	214,894	3,017,804	[1] [2] [3] [4]	[projections]
16	<a href="#">Massachusetts</a>	124,728		8,888		102,205	13,635	18,096	1,290	1,689,197	245,077	6,892,503	[1]	[projections]

# Covid-19 Case Cluster (past 48 hours)

<https://www.cdc.gov/covid-data-tracker/index.html#social-impact>

## Social Impact COVID-19 Events in the United States

**8** EVENTS  
Past 48 hours

Map of news reports related to social impact events resulting from the COVID-19 outbreak in the United States, such as school closures, localized outbreaks, state of emergency declarations, etc.

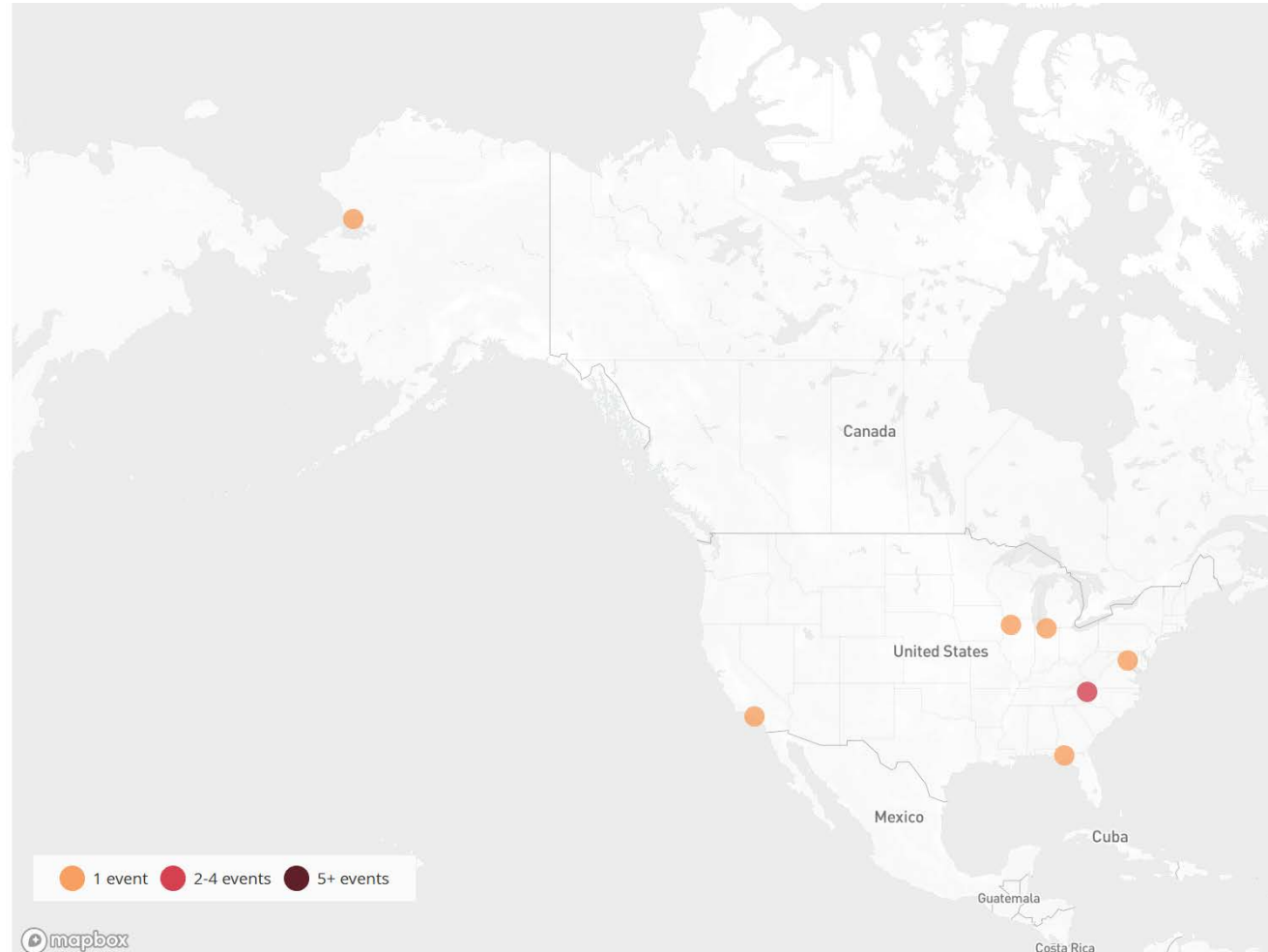
DATE RANGE

Past 48 hours

TYPE OF EVENT

COVID-19 Case Clusters

About this Map | Developed by HealthMap



## State Data

<https://covid19.ca.gov/>  
<https://update.covid19.ca.gov/#top>  
<https://www.cdph.ca.gov/Programs/CID/DCDC/Pages/Immunization/ncov2019.aspx#>

### Statewide industry guidance to reduce risk

<https://covid19.ca.gov/industry-guidance/#top>  
<https://www.cdph.ca.gov/Programs/CID/DCDC/Pages/Guidance.aspx>

### Open sectors in counties with variance

<https://covid19.ca.gov/roadmap-counties/#track-data>  
<https://covid19.ca.gov/roadmap-counties/>

### Data models

<https://covid19.ca.gov/data-and-tools/>

### CDPH News Releases 2020

<https://www.cdph.ca.gov/Programs/OPA/Pages/New-Release-2020.aspx>

#### [State Officials Announce Latest COVID-19 Facts](#)

August 20, 2020 - The California Department of Public Health today announced the most recent statistics on COVID-19.

#### [Public Health Officials Urge Californians to Stay Indoors When Possible due to Unhealthy Air Quality in Wildfire Areas](#)

August 19, 2020 – The California Department of Public Health (CDPH) is urging residents in fire-stricken regions and surrounding areas to be aware of poor air quality and the effect it can have on their health.

#### [State Officials Announce Latest COVID-19 Facts](#)

August 19, 2020 - The California Department of Public Health today announced the most recent statistics on COVID-19.

#### [State Officials Announce Latest COVID-19 Facts](#)

August 18, 2020 - The California Department of Public Health today announced the most recent statistics on COVID-19.

## California COVID-19 By The Numbers

August 19, 2020

Numbers as of August 18, 2020

### CALIFORNIA COVID-19 SPREAD

**638,831 (+6,164)**  
CASES

#### Ages of Confirmed Cases

- 0-17: 63,118
- 18-49: 384,524
- 50-64: 121,521
- 65+: 68,806
- Unknown/Missing: 862

#### Gender of Confirmed Cases

- Female: 321,189
- Male: 310,752
- Unknown/Missing: 6,890

**11,523 (+181)**  
Fatalities

#### Hospitalizations

Confirmed COVID-19  
**5,058/1,590**  
Hospitalized/In ICU

Suspected COVID-19  
**1,421/171**  
Hospitalized/In ICU

For county-level  
hospital data:  
[bit.ly/hospitalsca](http://bit.ly/hospitalsca)

Your actions **save lives.**

For county-level data:  
[data.chhs.ca.gov](http://data.chhs.ca.gov)  
[covid19.ca.gov](http://covid19.ca.gov)



## TIPS TO REDUCE SMOKE INHALATION DURING WILDFIRES

1. **Stay Indoors:** Stay inside with the doors and windows closed to reduce exposure to smoky air.
2. **Be Prepared:** Monitor wildfire activity in your area and be prepared to evacuate if advised.
3. **To reduce the risk of COVID-19 transmission when indoors,** physically distance yourself 6 feet from individuals outside your immediate family, wash your hands frequently and wear a cloth face covering.

# Riverside County Data

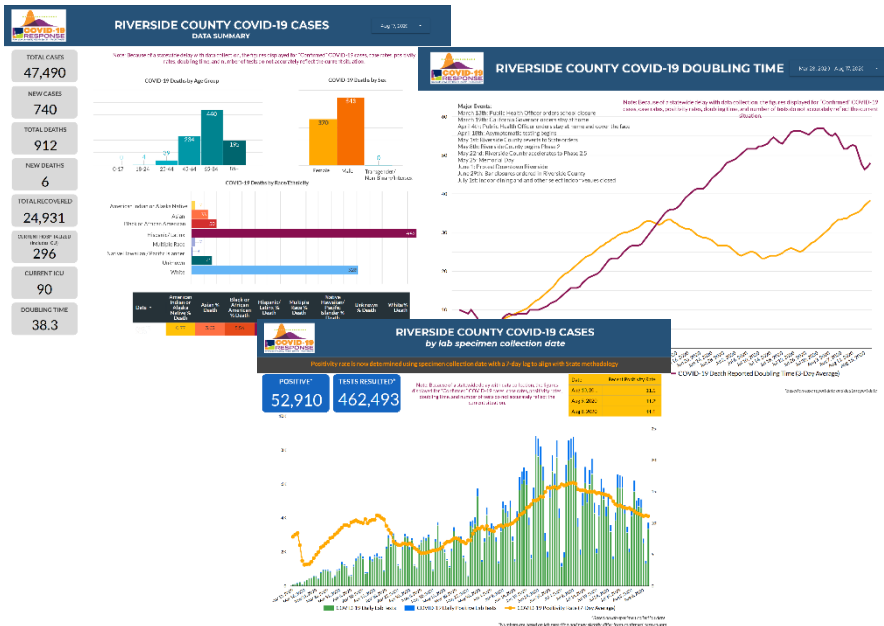
<https://www.rivcoph.org/coronavirus>

## RUHS Public Health News:


- [Riverside County recognizes 30-year anniversary Ryan White funding for HIV/AIDS program](#) - August 18, 2020
- [ADVISORY FOR THE OPERATION OF SCHOOLS](#) - August 14, 2020
- Public health officer issues statement on school waiver process [English](#) / [Spanish](#) / [School Waivers Info](#) - August 5, 2020
- Youth sports may resume with social distancing [English](#) / [Spanish](#) - August 5, 2020
- State Governor Orders - [Guidance for the use of Face Coverings](#) - August 05, 2020
- [Updated Advisory for the Operation of Youth Sports](#) - August 5, 2020
- Board of Supervisors vote 5-0 to declare racism as a public health crisis [English](#) / [Spanish](#) - Aug 4, 2020
- [\\$2 Million Approved to Launch Youth Community Corps](#) - August 4, 2020

## Daily Epidemiology Summary updated 8-20-2020

[https://rivcoph.org/Portals/0/Documents/CoronaVirus/August/Dashboard/Public%20Daily\\_COVID-19\\_Updates%20-%202020-08-20.pdf?ver=2020-08-20-161302-417&timestamp=1597965212682](https://rivcoph.org/Portals/0/Documents/CoronaVirus/August/Dashboard/Public%20Daily_COVID-19_Updates%20-%202020-08-20.pdf?ver=2020-08-20-161302-417&timestamp=1597965212682)



Confirmed Cases by City of Residence (Click on map for numbers)



# Weather

**COVID-19  
Weather  
Support**

**Issued:**

**1100 AM August 20, 2020**

NATIONAL WEATHER SERVICE  
SAN DIEGO, CA

**IMPACT SCALE**

●  
None

●  
Minor

●  
Moderate

●  
High

●  
Extreme

**Resources**

- <https://www.weather.gov/spot/>
- <https://inws.ncep.noaa.gov>
- <https://www.wrh.noaa.gov/sgx/event/dsstable.php>

**(858) 675 - 8705**  
*(24/7, Restricted)*

**Weather.gov/SanDiego**

**7-day Forecast for Counties in far Southwest CA**

Period Aug 20 - Aug 27 (24-hr)	Orange	SW San Bernardino	All Deserts	Western Riverside	San Diego
Today	Hot Inland	Very Hot	Very Hot	Very Hot	Hot Inland
Friday	Very Warm Inland	Hot	Hot	Hot	Very Warm Inland
Saturday	Warm Inland	Very Warm	Hot	Very Warm	Warm Inland
Sunday	Warm Inland	Warm	Very Warm	Warm	Warm Inland
Monday	Warm Inland	Warm	Very Warm	Warm	Warm Inland
Tuesday	Warm Inland	Very Warm	Hot	Very Warm	Warm Inland
Wednesday	Very Warm Inland	Very Warm	Hot	Very Warm	Very Warm Inland
Thursday	Very Warm Inland	Hot	Hot	Hot	Very Warm Inland

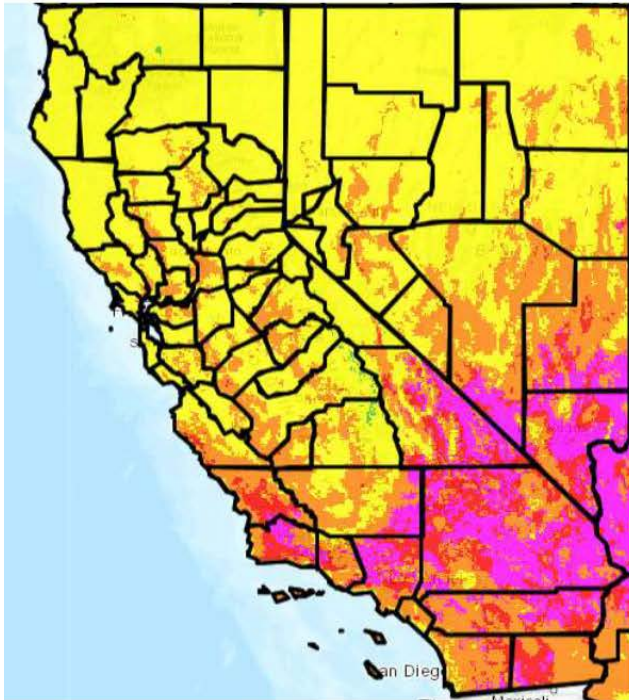
**Forecast Discussion**

Extreme heat will persist through Friday throughout the region. Slight cooling will occur over the weekend and extend through Monday, but temperatures will remain largely above average. Early next week temperatures will start to rise back up. Thunderstorms are possible over the mountains each afternoon and have the potential to drift into the High Desert today. Hazards from thunderstorms include lightning, small hail, and strong erratic winds. Stronger storms may induce localized flash flooding.

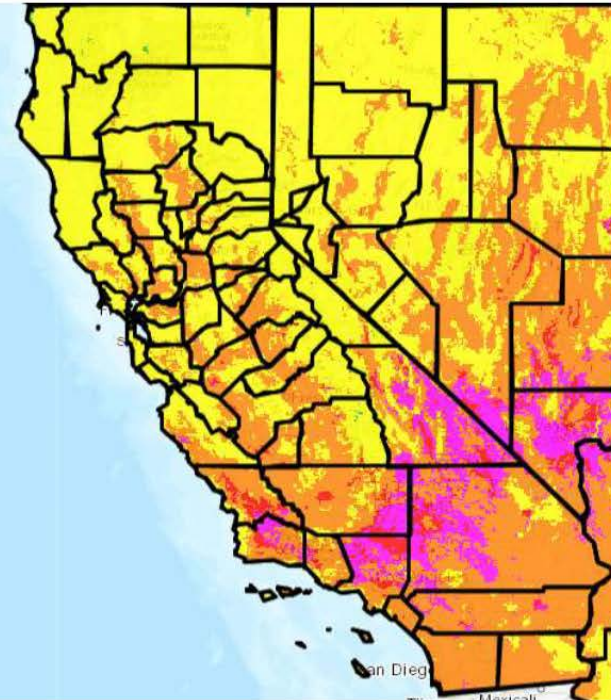
Latest hazard threat table: <https://www.wrh.noaa.gov/sgx/event/dsstable.php>

<https://www.weather.gov/forecastpoints#>

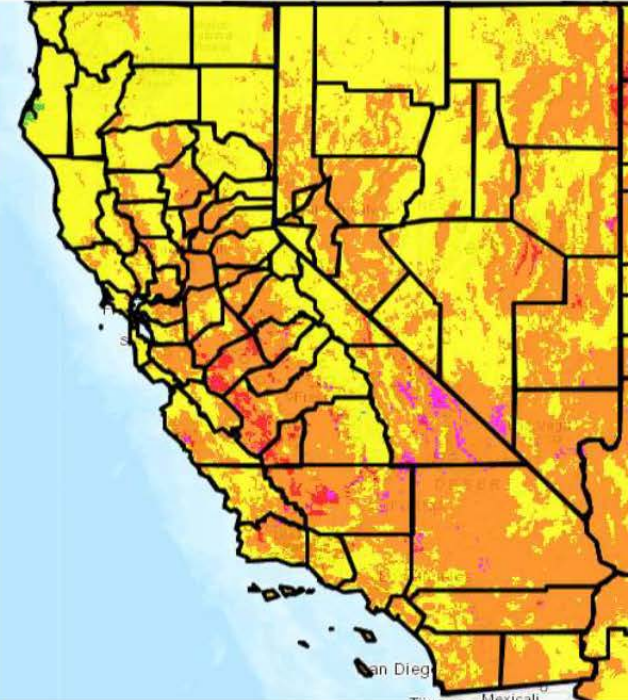
## HEAT RISK FORECAST 08/20/20 - 08/22/20



Thursday



Friday



Saturday

Category	Level	Meaning
Green	0	No Elevated Risk
Yellow	1	Low Risk for those extremely sensitive to heat, especially those without effective cooling and/or adequate hydration
Orange	2	Moderate Risk for those who are sensitive to heat, especially those without effective cooling and/or adequate hydration

Red	3	High Risk for much of the population, especially those who are heat sensitive and those without effective cooling and/or adequate hydration
Magenta	4	Very High Risk for entire population due to long duration heat, with little to no relief overnight



# PRECIPITATION FORECAST 08/20/20 - 08/22/20



Thursday




Friday



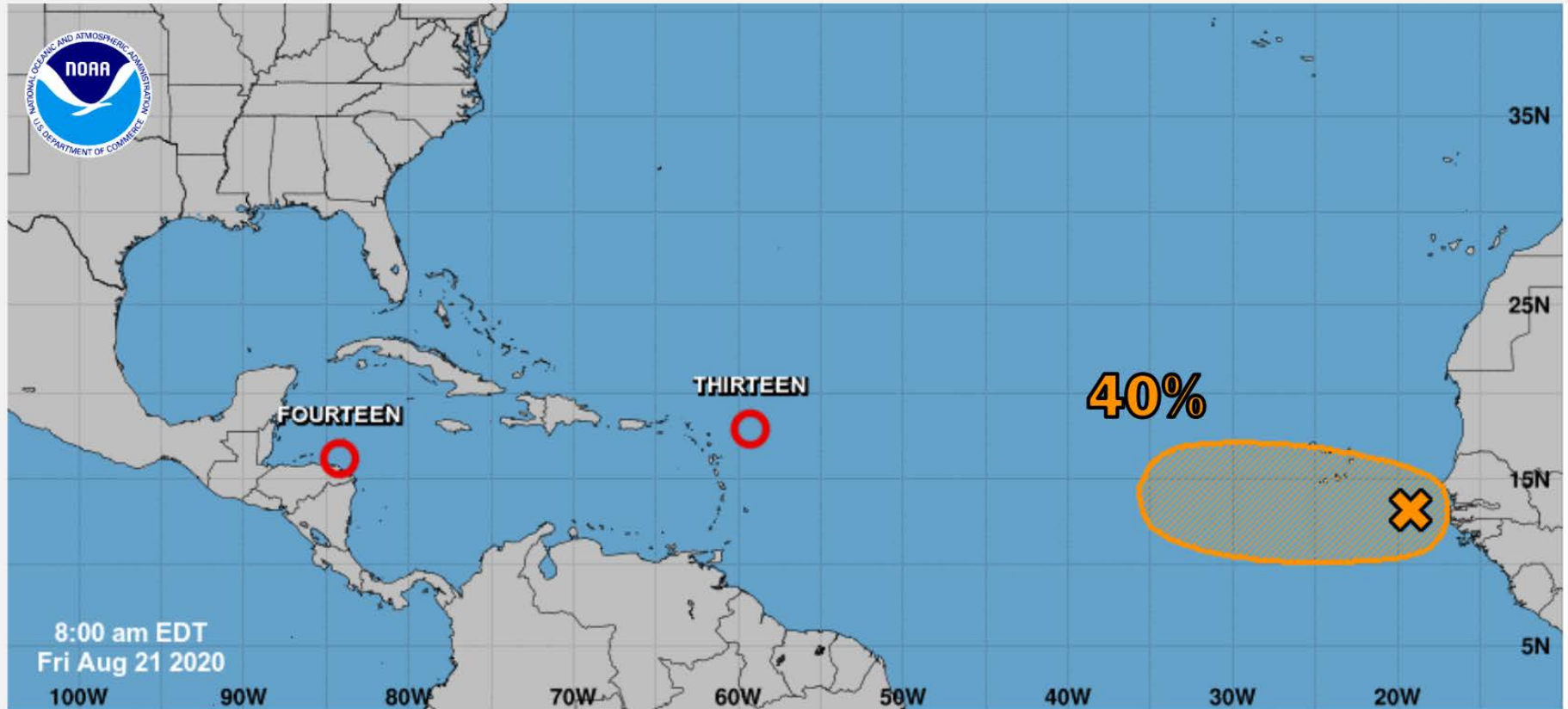
Saturday

Precipitation (inches)



# Atlantic Overview

## TROPICAL OUTLOOK





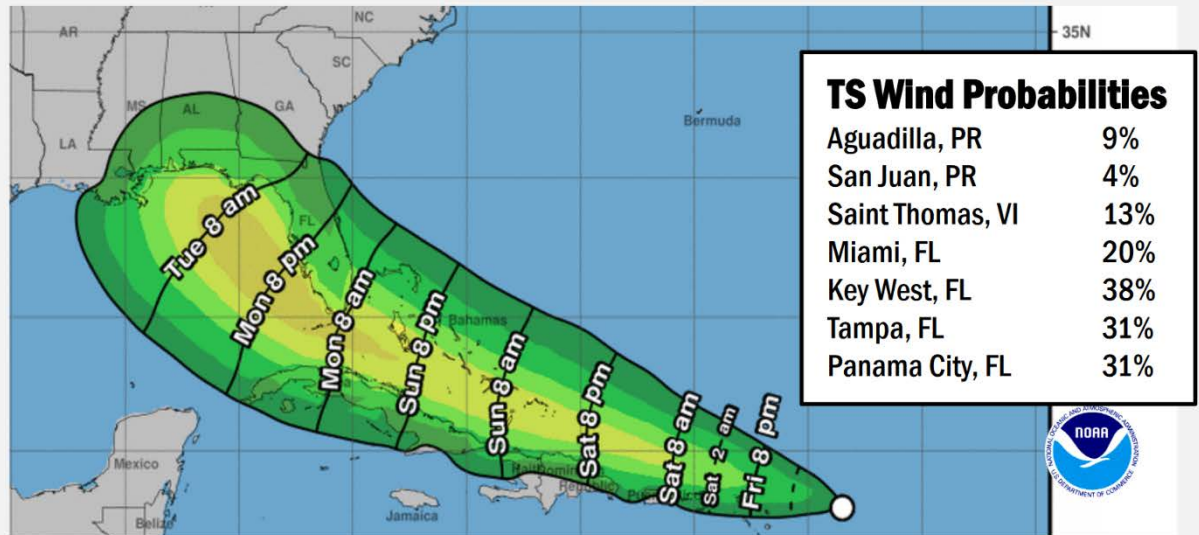
# Tropical Depression 13

## FORECAST TRACK



# Tropical Depression 13

## MOST LIKELY ARRIVAL OF TS WINDS



# Tropical Depression 14

## FORECAST TRACK

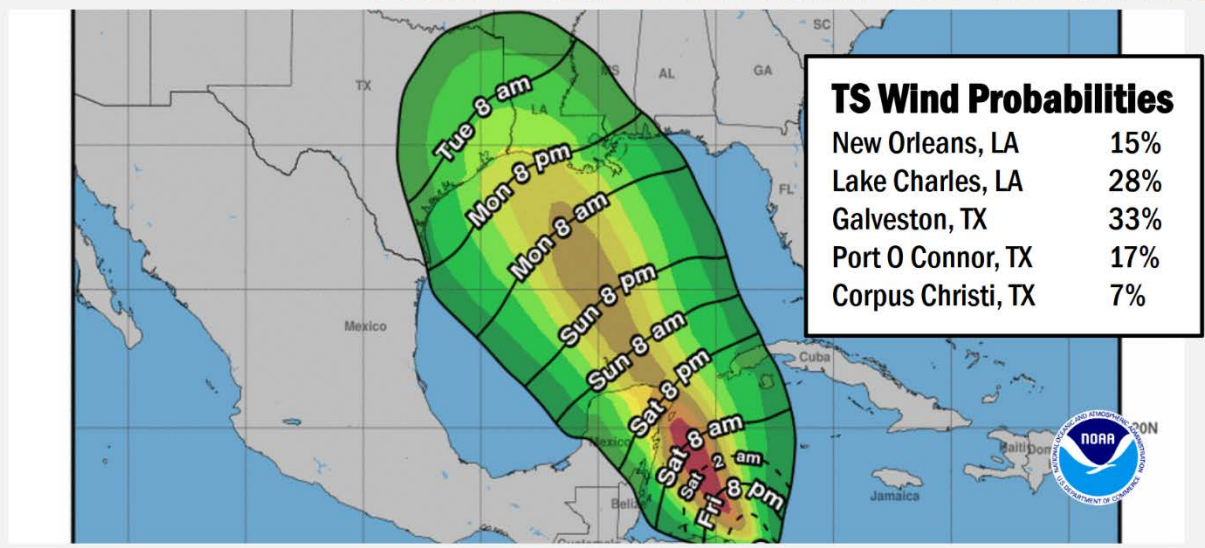


**7 AM CDT**

- WNW at 12mph
- 1008 mb
- 35 mph

# Tropical Depression 14

## MOST LIKELY ARRIVAL OF TS WINDS

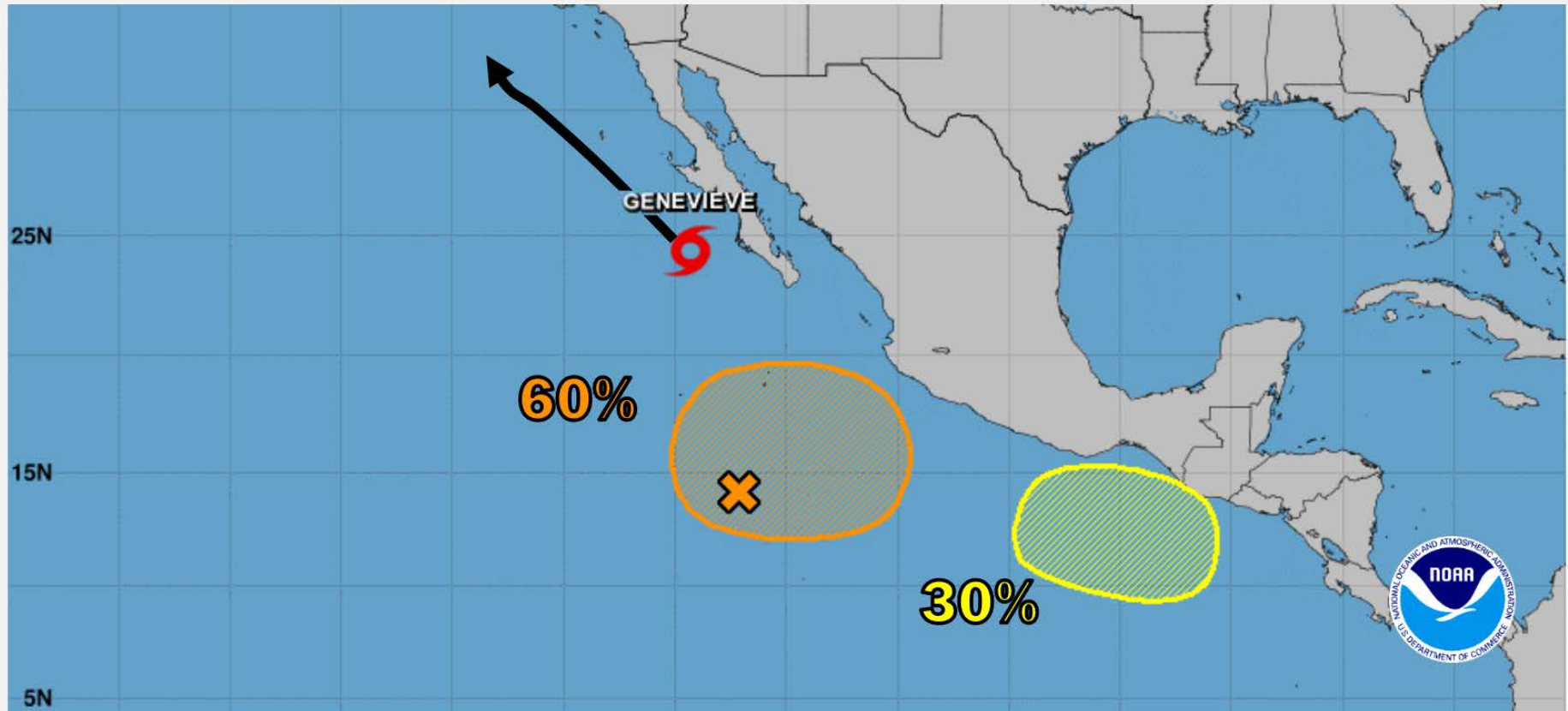


**TS Wind Probabilities**

New Orleans, LA	15%
Lake Charles, LA	28%
Galveston, TX	33%
Port O Connor, TX	17%
Corpus Christi, TX	7%

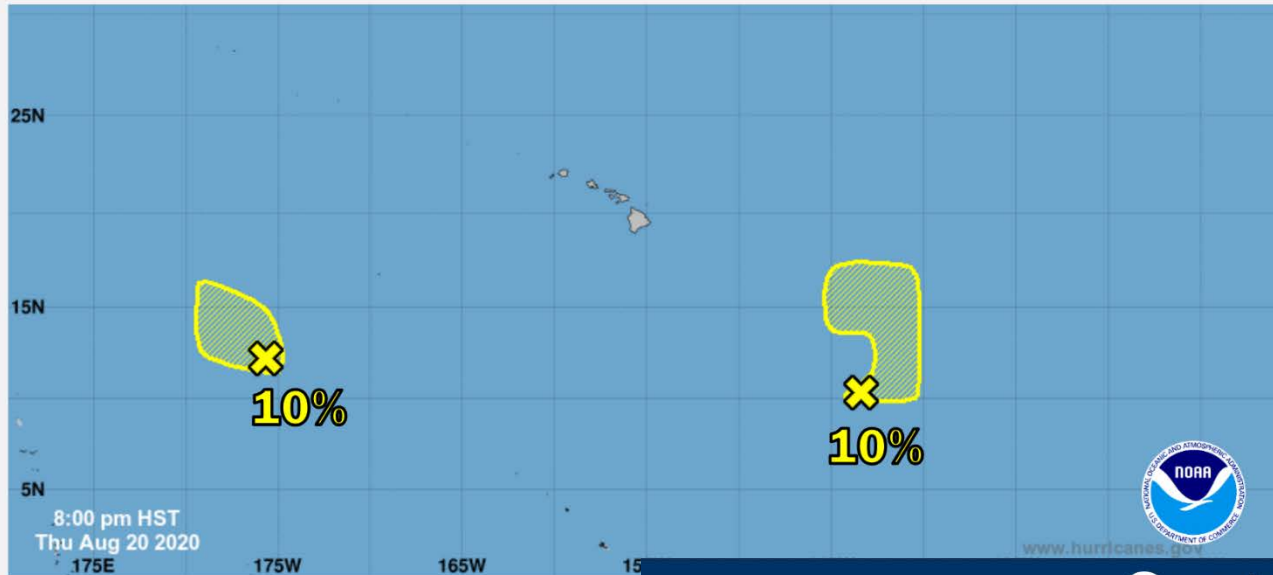
# East Pacific Overview

## TROPICAL OUTLOOK



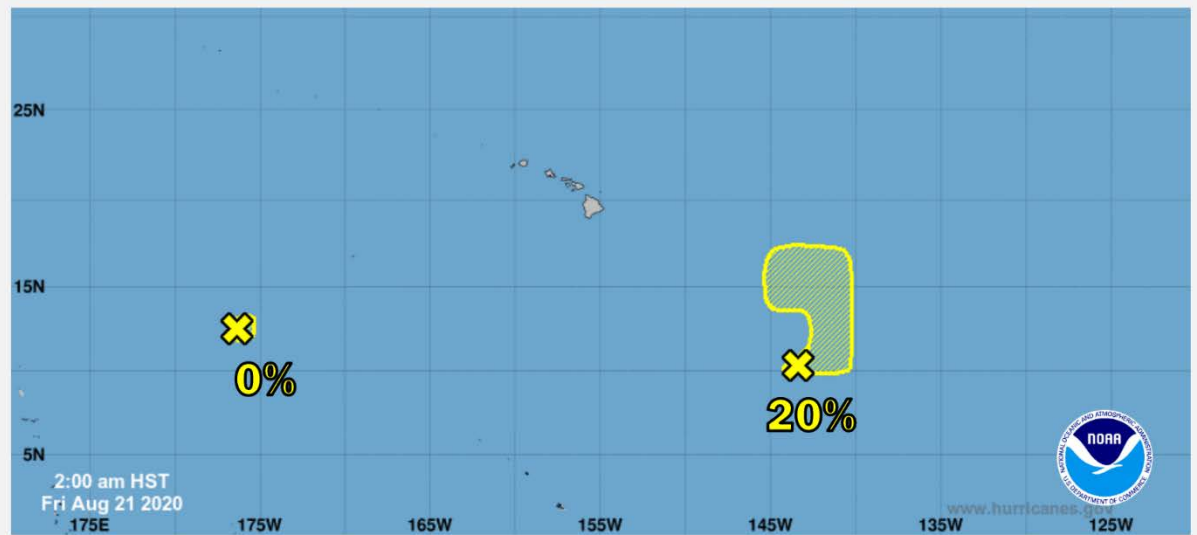
# Central Pacific Overview

## TROPICAL OUTLOOK



# Central Pacific Overview

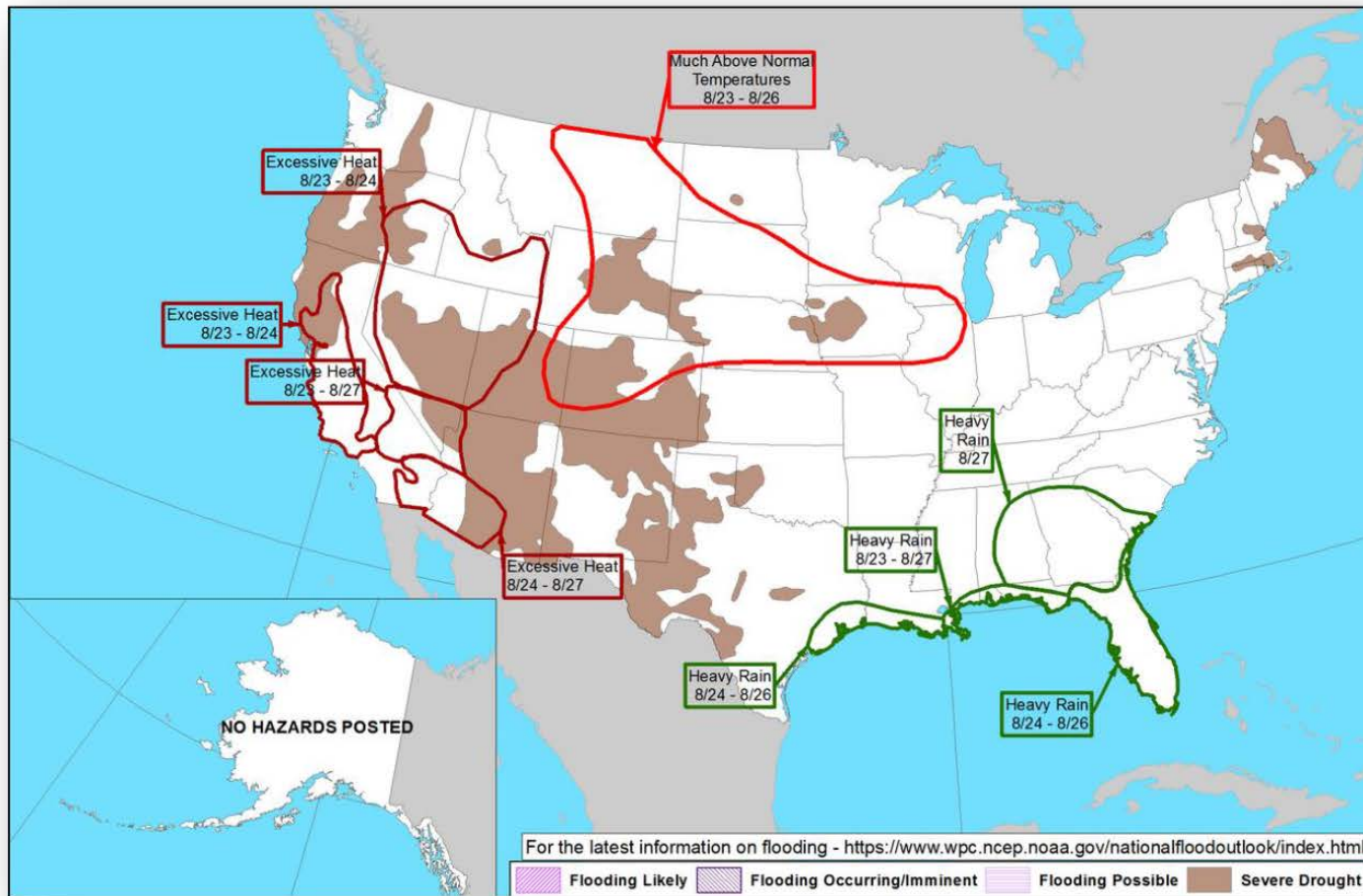
## TROPICAL OUTLOOK



# Hazards Outlook – Aug 23-27



FEMA



# Wildfire Summary



Fire Name (County, ST)	FMAG #	Acres Burned	Percent Contained	Evacuations	Structures (Homes / Other)			Fatalities / Injuries
					Threatened	Damaged	Destroyed	
Loyalton Fire (Washoe County, NV; Sierra, Plumas & Lassen counties, CA) (FINAL)	5328-FM-NV	46,582 (+196)	60% (+25)	M: 50	H: 200	H: 0	H: 5	0 / 2
				V: 0	O: 0	O: 0	O: 6	
River Fire (Monterey County, CA)	5329-FM-CA	33,974 (+321)	9% (+2)	M: 9,917 (+842)	H: 3,005 (+255)	H: 2	H: 8 (+3)	0 / 0
				V: 0	O: 0	O: 0	O: 2 (+1)	
LNU Lightning Complex (Napa County, CA)	5331-FM-CA	215,000 (+84,000)	0%	M: 70,600	H: 30,000	H: 105 (+55)	H: 475 (+300)	4 (+4) / 4 (+4)
				V: 0	O: 500	O: 20	O: 5	
Jones Fire (Nevada County, CA)	5332-FM-CA	705	15% (+5%)	M: 4,100	H: 0	H: 0	H: 6 (+1)	0 / 0
				V: 0	O: 0	O: 1	O: 15 (+15)	
Carmel Fire (Monterey County, CA)	5333-FM-CA	4,428 (+143)	0%	M: 1,525 (+499)	H: 462 (+151)	H: 1 (+1)	H: 23 (+20)	0 / 0
				V: 680	O: 0	O: 1 (+1)	O: 5 (+5)	
Grizzly Creek Fire (Garfield & Eagle County, CO)	5334-FM-CO	29,732 (+1,702)	11% (+7)	M: 231	H: 4,258	H: 0	H: 0	0 / 7 (+5)
				V: 0	O: 8,332 (+7,279)	O: 0	O: 3	
Pine Gulch Fire (Garfield & Mesa County, CO)	5335-FM-CO	122,550 (-3,002)	17% (+3)	M: 37	H: 50	H: 0	H: 0	0 / 0
				V: 0	O: 5	O: 0	O: 1	

(Evacuations: M = Mandatory / V = Voluntary  
Structures: H = Homes and Mixed Commercial/Residential / O = Non-residential Commercial/Other Minor Structures)

# Palmer Fire— WA



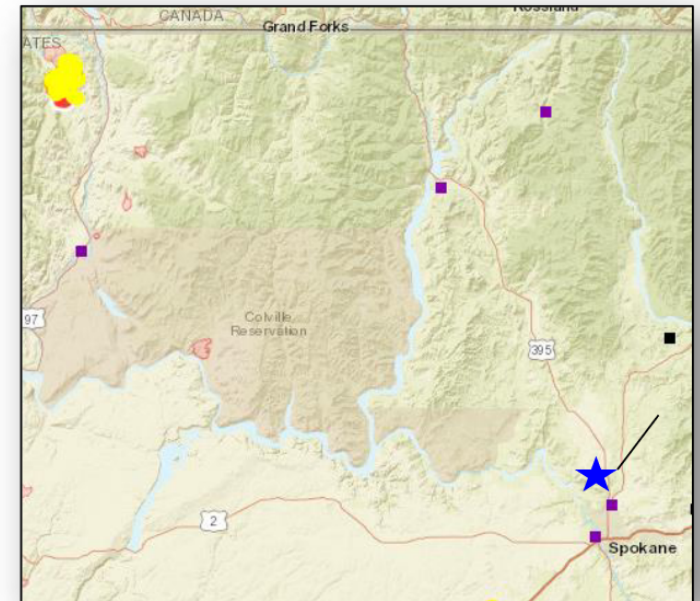
Fire Name (County, ST)	FMAG #	Acres Burned	Percent Contained	Evacuations	Structures (Homes / Other)			Fatalities / Injuries
					Threatened	Damaged	Destroyed	
Palmer Fire (Okanogan County, WA)	XXXX-FM-WA	13,000+	0%	M: V: 0	H: 375 O:	H: O:	H: 30 O:	0 / 0

## Current Situation:

- Fires began August 18; Burning on federal, state and private land
- Fire threatening homes in Loomis, Nighthawk and Oroville, WA
- Estimated 19,368 people threatened by this event
- 6 other large fires burning uncontrolled within the State
- Mandatory and voluntary evacuation notices have been issued
- The fire is threatening electrical utilities, agricultural resources, recreational area, historical sites, communications infrastructure, and the Enloe Dam

## Response:

- Region X RWC and NWC continue to monitor
- WA EOC at Full Activation (Wildfires and COVID-19)
- FMAG approved August 20



# CZU Lightning Complex Fire – CA



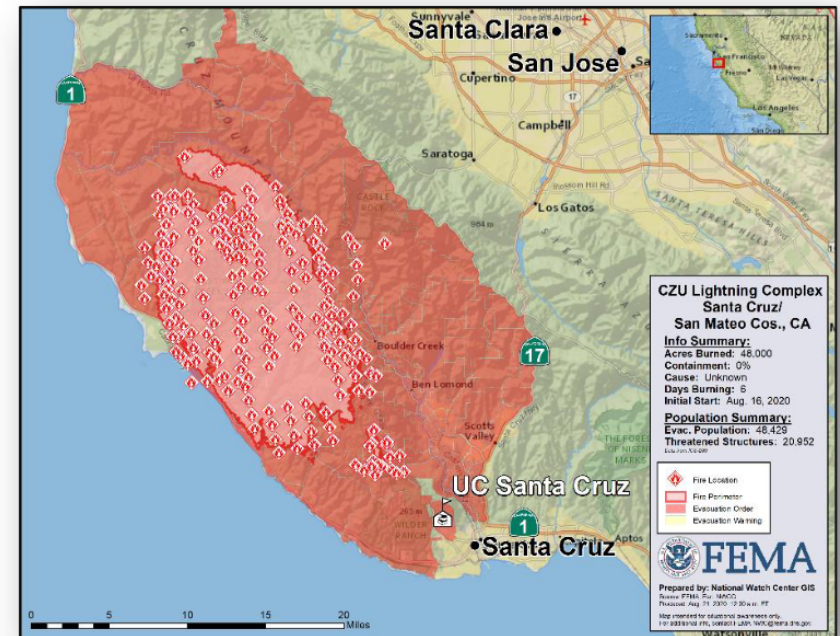
Fire Name (County, ST)	FMAG #	Acres Burned	Percent Contained	Evacuations	Structures (Homes / Other)			Fatalities / Injuries
					Threatened	Damaged	Destroyed	
CZU Lightning Complex Fire (Santa Cruz and San Mateo Counties, CA)	XXXX-FM-CA	48,000	0%	M: 48,429 V: 0	H: 20,952 O: 0	H: 0 O: 0	H: 20 O: 0	0 / 2

## Current Situation:

- The fire began Aug 16, burning on land in Santa Cruz and San Mateo Counties, CA (population 18,197)
- Threatening the communities of San Lorenzo Valley, China Creek, Boulder Creek, Bonny Doon, Selton, Zayante, and Scotts Valley (population 30K)
- Threats include: Communications, Transportation, Power and Gas Distribution Infrastructure, Schools, detention centers, and fire stations
- No shelters open

## Response:

- Region IX RWC and NWC continue to monitor
- CA EOC at Full Activation (Wildfires and COVID-19)
- FMAG approved Aug 20





# SCU Lightning Complex Fire – CA



Fire Name (County, ST)	FMAG #	Acres Burned	Percent Contained	Evacuations	Structures (Homes / Other)			Fatalities / Injuries
					Threatened	Damaged	Destroyed	
SCU Lightning Complex Fire (Santa Clara and Sanislaus Counties, CA)	XXXX-FM-CA	157,475	5%	M: 17,150 V: 0	H: 38,700 O: 0	H: 0 O: 0	H: 0 O: 0	0 / 0

## Current Situation:

- The fire began Aug 16, burning in in multiple locations across the Diablo Mountain Range in California
- Mandatory evacuations are in progress
- Threatening: Communications, Transportation, Power and Gas Distribution Infrastructure, Schools, Vineyards, parks and watersheds

## Response:

- Region IX RWC and NWC continue to monitor
- CA EOC at Full Activation (Wildfires and COVID-19)
- FMAG approved Aug 20

