



****Extraordinary Assumptions:** There are a lot of different data sources in this report not all of them match but aid to provide an overall picture of the current situation. COVID-19 Data Source Comparison - https://covid-19.splunkforgood.com/covid_19_datasource_comparison

Daily Situation Summary

Wednesday, August 19, 2020

As of 10:00 AM

COVID-19 by the Numbers

08/19/2020	Riverside	Imperial	Kern	Los Angeles	Orange	San Bernardino	San Diego	San Luis Obispo	Santa Barbra	Ventura	California	United States	Global
Total Cases	48,062	8,897	26,773	223,418	43,621	42,005	34,962	2,527	7,438	9,490	632,667	5,422,242	21,989,366
New Cases	393	14	253	1,182	318	281	282	33	70	82	4,636	40,117	213,391
Total Cases Per Capita	2,017	4,937	3,032	2,212	1,379	1,967	1,059	898	1,676	1,119	1,616	1,642	287
New Cases Per Capita	16	8	29	12	10	13	9	12	16	10	12	12	3
Recovered	25,505	9,128	8,694	Not Reported	35,421	33,762	29,883	2,095	7,144	7,140	264,024	3,012,244	15,122,538
Total Deaths	912	257	204	5,273	810	568	626	19	80	96	11,342	169,870	775,893
New Deaths	31	0	0	19	0	0	0	0	3	1	100	520	4,644
Deaths Per Capita	38.27	142.61	23.10	52.22	25.60	26.60	18.95	6.75	18.03	11.32	28.97	51.46	10.11
Presumptive active cases	21,645	-488	17,875		7,390	7,675	4,453	413	214	2,254	357,301	2,240,128	6,090,935
% of State's Cases	7.60%	1.41%	4.23%	35.31%	6.89%	6.64%	5.53%	0.40%	1.18%	1.50%	11.67%	24.66%	
Currently in Hospitals	400	37	183	1,896	491	521	303	23	62	96	6,360		
Total Hospital Beds	3,304	259	1,297	19,489	5,727	3,851	6,618	451	666	1,298	66,392		
Currently in ICU	89	13	70	435	124	130	97	6	21	25	1,606		
ICU Beds Available	91	14	31	854	225	138	335	25	55	47	2,565		
Case Fatality Rate	1.9%	2.9%	0.8%	2.4%	1.9%	1.4%	1.8%	0.8%	1.1%	1.0%	1.8%	3.1%	3.5%
Population*	2,383,286	180,216	883,053	10,098,052	3,164,182	2,135,413	3,302,833	281,455	443,738	848,112	39,148,760	330,129,039	7,673,076,000
% of Population	6.09%	0.46%	2.26%	25.79%	8.08%	5.45%	8.44%	0.72%	1.13%	2.17%	0.19%	0.0707%	

Sources: CDPH, WHO, CDC

The date for which case statistics and hospital data were reported. Hospital COVID data are self-reported through a portal managed by the California Hospital Association and pulled at 2pm. COVID case statistics are reported by local health departments to CalREDIE and are pulled at 2pm. Hospital data and case statistics are integrated by the California Department of Technology and made available through the Open Data Portal the following morning. CA Open Data Portal is at least 24 Hours behind although a backlog of new case reports at the State level has ostensibly been cleared, some County dashboards still contain notes that indicate data are missing. *California-Demographics.com made by Cubit - a demographic data provider & census.gov

Presumptive active cases - A calculation (Total Cases - Recovered - Dead) (LA County does not report recovery rates and Imperial County case data reporting is delayed to the state data source)

News

More detail on page 3

US Data

More detail on page 9

State Data

More detail on page 11

Riverside County Data

More detail on page 12

Weather

More detail on page 13

Wildfire

More detail on page 19

News

(Research Article) Low-cost measurement of facemask efficacy for filtering expelled droplets during speech

- Mandates for mask use in public during the recent COVID-19 pandemic, worsened by global shortage of commercial supplies, have led to widespread use of homemade masks and mask alternatives. It is assumed that wearing such masks reduces the likelihood for an infected person to spread the disease, but many of these mask designs have not been tested in practice. We have demonstrated a simple optical measurement method to evaluate the efficacy of masks to reduce the transmission of respiratory droplets during regular speech. In proof-of-principle studies, we compared a variety of commonly available mask types and observed that some mask types approach the performance of standard surgical masks, while some mask alternatives, such as neck fleece or bandanas, offer very little protection. Our measurement setup is inexpensive and can be built and operated by non-experts, allowing for rapid evaluation of mask performance during speech, sneezing, or coughing.

<https://advances.sciencemag.org/content/early/2020/08/07/sciadv.abd3083>

Coronavirus economic fallout sparks more talk of taxing California's richest

- A "CEO tax" targeting San Francisco's most unequal salaries. A signature-gathering campaign to tax Palo Alto's millionaires. And now, a new statewide bill that would levy a yearly 0.4 percent tax on every Californian worth more than \$30 million.
- California is suddenly reckoning with an unusually heated debate over taxing the rich as the coronavirus' economic impact ratchets up the gulf between those at the top of the economic ladder and those at the bottom.
- As the Golden State's billionaires saw their net worth jump by billions, more than 7.51 million Californians have filed first claims for unemployment since March and the state faces a \$54 billion budget deficit.
- "People are talking about it now in ways that they weren't before in large part because of coronavirus," said Patricia Cain, a tax law professor at Santa Clara University's School of Law. "And there's the discussion around Black Lives Matter that wealth in this country is so racially segregated. People are realizing that taxes is one way to make a change."
- The latest idea, introduced Thursday as the legislative session winds to a close, was proposed by Assemblyman Rob Bonta, D-Oakland, with the support of Sen. Nancy Skinner, D-Berkeley, and Assemblyman David Chiu, D-San Francisco, among others. It would raise an estimated \$7.5 billion a year from California's top 0.15% wealthiest residents. "The burden of this crisis should not be worn by those least able to bear it, it should be worn by those who most definitely can," Bonta said.
-
- The bill comes days after another proposal to raise taxes on those earning more than \$1 million was tabled for the year and is the fourth statewide or Bay Area measure aimed at raising taxes on the rich. With massive unemployment payouts and other state-sponsored programs to provide relief, experts and policymakers say more money is needed.
- "It's a really, really bad time to be proposing additional costs on businesses," said Jim Wunderman, CEO of the Bay Area Council, a business-backed nonprofit representing the region's top employers. Wunderman and others worry the proposals would scare off big earners, pushing them to relocate outside the state and take their businesses with them.
- But history suggests raising income taxes doesn't drive large numbers of wealthy people away. The Stanford Center on Poverty and Inequality looked at past tax increases, including the 2004 millionaires tax, when voters approved a 1% tax increase on income above \$1 million, and Proposition 60 in 2012, which raised the tax rate on the top income bracket from 10.3 percent to its current

rate of 13.3, the highest in the nation. Those increases, researchers said in a 2018 paper, led at most 0.04% of the state's top earners to leave. Divorce was a much better predictor of wealthy Californians' out of state migration, researchers said.

- “A significant majority of Americans want to tax the wealthy, but that’s not reflected in our tax system,” said sociology professor Chris Benner, who directs the Santa Cruz Institute for Social Transformation at UC Santa Cruz. Why? It gets back to money, Benner says. Policymakers have to spend an extraordinary amount of time communicating with revenue sources to be able to run for office, Benner said. “No wonder they are responding to their concerns.”

<https://calmatters.org/california-divide/2020/08/coronavirus-economic-fallout-wealth-tax/>

Mask fines vary widely throughout California

- California’s governor may have issued a statewide mask order in June to protect against COVID-19, but whether you could be fined for not wearing a face covering depends a lot on where you live.
- Local governments have instituted their own fines for violations, but critics worry that enforcement will disproportionately affect people of color.
- Taking a stroll down Rodeo Drive in affluent Beverly Hills? A code enforcement officer could slap you with a \$100 fine. In Compton, you’ll get a warning first, then a fine of \$500 for a second offense. Los Angeles County, home to more than 10 million people, plans to start fining noncompliant businesses at the end of August; the county has shuttered 95 businesses for failing to obey the county’s mask and social distancing orders.
- Even less populated Yolo County, next to Sacramento, will fine individuals up to \$500 and businesses up to \$10,000 for noncompliance, although there is a grace period of up to a few days, so you could simply pull a mask out of your pocket and put it on. San Mateo County supervisors recently passed a fine of \$100 for a first violation.

<https://calmatters.org/health/2020/08/california-mask-order-fines/>

Salons, barbershops, tattoo shops reopen in protest of statewide health orders

- Hundreds of hair salons, barbershops and tattoo shops across the state are reportedly reopening in defiance of statewide health orders, exactly five months after they were forced to close on March 17.
- The businesses planned to reopen for indoor services Monday, and stay open for as long as they can, according to an attorney for salon owners and an owner who is organizing the reopenings.
- Across the state, salons and barbershops in counties on the governor’s monitoring list — which currently encompasses all nine Bay Area counties — are allowed to offer limited outdoor services. However, those outdoor services don’t include shampooing or coloring, and some counties, including San Francisco, aren’t allowing the businesses to reopen at all.
- “Even if we could work outside, no one wants to get a Brazilian on the street in San Francisco,” said Shayana Flick, who owns two waxing salons in San Francisco.
- Fred Jones, legal counsel for the Professional Beauty Federation of California, estimates that the true number of salons reopening stretches into the thousands.
- “We believe a good percentage have reopened clandestinely — through the backdoor, as it were,” Jones said. “Now, we’ll see more reopening their front doors.”

https://www.eastbaytimes.com/2020/08/17/salons-barbershops-tattoo-shops-reopen-in-protest-of-statewide-health-orders/?utm_campaign=CHL%3A%20Daily%20Edition&utm_medium=email&_hsmt=93447754&_hsenc=p2ANqtz--gprEOxiU46Zjy005DFvMPU4ZHdnOU8P-YC2Mv5HCDJV070Y4NEhIMJ3V9g-9hma5ZMFlu4t0ncqGj_v1WfDRUpfutw&utm_content=93447754&utm_source=hs_email&utm_source=CalMatters+Newsletters&utm_campaign=4f15d41710-WHATMATTERS_NEWSLETTER&utm_medium=email&utm_term=0_faa7be558d-4f15d41710-150648140&mc_cid=4f15d41710&mc_eid=d92ddf8032

L.A. schools announce massive COVID-19 testing, tracing initiative for all students and staff

- The Los Angeles Unified School District announced Sunday that it was launching an ambitious coronavirus testing and contact-tracing program for all students, staff and their families — aiming to create a path to safely reopening campuses in the nation's second-largest school district.
- If the plan unfolds as described, it could be one of the most detailed to date for a U.S. school district, involving nearly 500,000 students and 75,000 staff members. It appears to be the most sizable, at least until the larger New York City school system clarifies how it will manage testing and contact tracing.
- The L.A. testing program is not an immediate prelude to reopening campuses. No date has yet been set for reopening, and plans for offering distance learning will proceed as the school year formally begins this week.
- The district hopes to be able to test all students and staff as part of a partnership that includes UCLA, Stanford and Johns Hopkins University, Microsoft, Anthem Blue Cross and HealthNet, among others — with a price tag of roughly \$300 per student over a year, close to \$150 million.
- “Tests will then be provided for all staff and students over a period of weeks to establish a baseline,” he wrote. “On an ongoing basis, sample testing based on epidemiological models will be done for each cohort of staff and students.”

<https://www.latimes.com/california/story/2020-08-16/l-a-schools-announce-massive-covid-19-testing-tracing-initiative-for-all-students-staff>

‘Are we ready?’ LAUSD’s first day back to school, online and on Zoom, is anything but normal

- New back-to-school shoes, but no recess to run around. Decorative Zoom backgrounds instead of artwork newly stapled on bulletin boards. Freshly waxed floors with no students to scuff them up.
- A new school year like no other begins Tuesday in Los Angeles when some 500,000 students are expected to sign on and show up at a distance — and for many, at a disadvantage — devoid of the traditional in-person joy of seeing friends and teachers.
- Campuses are deserted except for a skeleton staff, but some 30,000 teachers from 1,400 schools will fire up their computers from home, virtually beckoning children to participate in online learning as they test their first daily schedule since mid-March, when the COVID-19 pandemic forced campuses to close.
- “We have had months to prepare for online school in the fall,” said Pedro Noguera, dean at the Rossier School of Education at USC. “The question is: Are we ready? Beyond access to technology and the internet, we will soon see if teachers know how to deliver meaningful instruction to the broad range of students. ... We serve large numbers of students with special needs, who are still learning English, and who reside in challenging home environments. The majority of these kids need the support that schools provide. We will soon see if they can provide the support needed remotely.”
- Unlike some school systems, L.A. Unified says it has enough computers and internet hot spots for all — but anxieties remain, fueled in part by the loss of familiar fall rituals.
- Most of the Monday action in L.A. Unified was via Zoom, in the homes of teachers and administrators who were going through training. Like parents, they had technology issues, too.

https://www.latimes.com/california/story/2020-08-18/lausd-reopens-online-on-zoom-amid-anxiety?utm_source=CalMatters+Newsletters&utm_campaign=4f15d41710-WHATMATTERS_NEWSLETTER&utm_medium=email&utm_term=0_faa7be558d-4f15d41710-150648140&mc_cid=4f15d41710&mc_eid=d92ddf8032


A coronavirus loophole? Capital Christian High School opens, saying it's day care

- Students arrived at Capital Christian High School on Thursday in small doses for the first day of instruction. The scene repeated on Friday and Monday morning.
- Teenagers checked in at the main entrance, had quick temperature checks and were provided masks if they did not bring one. This was an unusual sight in that this is the only high school in Sacramento County that has any sort of on-campus instruction.
- Capital Christian has used a day care provision to make it work this far, which has impressed students and parents, but also caught the attention of the Sacramento County health chief Dr. Peter Beilenson.
- He told The Sacramento Bee on Sunday that he planned to call Capital Christian, adding that If the school is violating the state and county COVID-19 rules, "We would shut them down."
- He said Capital Christian is not trying to be sneaky nor is ignorant of the pandemic. "We'd be glad to talk to them," Wong said. "They are invited to come by campus and see what we are doing."
- Wong defends his approach. He said the school is adhering to safety measures and is helping students and families not be camped at home all day in front of a computer screen.
- In the challenge to navigate the coronavirus that shuttered schools across the state in March, Wong never stopped thinking of a way to keep students connected with teachers.
- Wong said he was thorough in his research, mindful of doing it the right way and safe way.

https://www.sacbee.com/news/local/education/article244953872.html?utm_source=CalMatters+Newsletters&utm_campaign=4f15d41710-WHATMATTERS_NEWSLETTER&utm_medium=email&utm_term=0_faa7be558d-4f15d41710-150648140&mc_cid=4f15d41710&mc_eid=d92ddf8032

A California superintendent has a plan to bring students back to the classroom -- but not their teachers

- On August 19, when Glendale Unified School District kicks off the academic year, 20 of the district's elementary schools will open some empty classrooms for remote learning.
- But instead of the traditional 24 students per classroom, there will be no more than 12. School officials are calling the group a "technology pod," which will be supervised by a single substitute teacher or district staffer.
- The staffers won't be teaching the students -- they will instead be present to offer computer technical assistance, monitor students' mask use, enforce social distancing and keep students focused on their work.
- Superintendent Vivian Ekchian said she came up with the idea after noticing that many young children of essential workers didn't have proper childcare when schools were forced to pivot to remote learning in March due to the Covid-19 pandemic.
- "We learned very early and during the pandemic that our parents who are essential workers, parents who could not work from home or parents who had multiple kids, had a dire need for childcare," Ekchian told CNN.
- "And the reality was when we changed to remote learning, there wasn't a place for them to drop off their kids. So this at the elementary level is really an opportunity for childcare, for our parents who can't stay home with their kids and need a safe place where their students can continue to learn while they're away working or looking for a job."



- Glendale is in Los Angeles County, where the Department of Public Health said earlier this month that it would not consider any applications for waivers enabling elementary schools to reopen, citing high local Covid-19 case rates.
- "We know that to many families, this is a disappointing announcement, but it's based on the existing science and data that is guiding all of our decision-making," Los Angeles County Department of Public Health said in a news release on August 4. "We need to ensure the health and safety of our children, school teachers and staff and all of their families."
- because there is no formal learning going on in the classrooms, the Glendale Unified School District is merely providing childcare, which is permitted by the county.
- Ekchian, who has lived in Glendale for 20 years, feels it's her duty to give the community what it needs most during this public health crisis.

https://amp.cnn.com/cnn/2020/08/18/us/glendale-california-superintendent-distance-learning-in-classroom/index.html?fbclid=IwAR1XV_whJ_pbM66Qfo7wqQ26lqXvgE0dPE_0OZUtRjBACJVohmzs5C48Ap8&utm_source=CalMatters+Newsletters&utm_campaign=4f15d41710-WHATMATTERS_NEWSLETTER&utm_medium=email&utm_term=0_faa7be558d-4f15d41710-150648140&mc_cid=4f15d41710&mc_eid=d92ddf8032

Public health investigating second Fresno County school to bring kids on campus

- The Fresno County Public Health Department has a second school on its radar for bringing kids back to campus in violation of the state emergency order.
A crowd of kids ran around outside Monday morning on a recess from their first day of school, held in person at Clovis Christian Schools.
- A state order prohibits on-campus instruction in counties with active coronavirus outbreaks, including Fresno County, but this is the second school to do it in this county.

"Not everything is black and white," said legal analyst Tony Capozzi. "There may be some ambiguity here and if they can show they're meeting all the proper precautions, they may be able to stay open."

- Capozzi says the county might be obligated to take action against Clovis Christian since they planned to seek an injunction against Immanuel.

https://abc30.com/fresno-county-school-public-health-department-clovis-christian/6374863/?utm_source=CalMatters+Newsletters&utm_campaign=4f15d41710-WHATMATTERS_NEWSLETTER&utm_medium=email&utm_term=0_faa7be558d-4f15d41710-150648140&mc_cid=4f15d41710&mc_eid=d92ddf8032

Faulty thermometers, untrained screeners may have helped COVID-19 spread through CA prisons: Watchdog

- Vague testing guidelines, faulty thermometers and inadequate staff training may have contributed to the COVID-19 outbreak in California prisons that has killed at least 54 inmates and sickened more than 9,500 others, the state's Office of Inspector General reported Monday.
- "Without properly functioning equipment and adequate training, the screening process was certainly compromised, and the risk of infected staff entering the prisons, thereby exposing others, could have increased," the report noted.

<https://ktla.com/news/california/faulty-thermometers-untrained-screeners-may-have-helped-covid-19-spread-through-ca-prisons-watchdog/>

California's post-prison chaos: Thousands released early, including many with coronavirus

- In early summer at San Quentin State Prison during the worst of the prison's coronavirus outbreak, which has infected more than 2,200 inmates. According to Chris Scull, who was incarcerated at San Quentin for 22 years and released last month, tested positive

for COVID-19 in June while in prison, “it seemed like the “man down” siren blared every half hour, signaling a medical emergency. The other inmates dropped to the ground while staff rushed by, carrying out a sick prisoner in a wheelchair or on a gurney”

- Overwhelmed by the volume, California’s patchwork reentry system is scrambling to find transportation, housing, food and other services for released prisoners, many of whom were exposed to the virus.
- Desperate to control the outbreak at California’s overcrowded prisons, state officials opened the gates to thousands of prisoners like Scull, including many before their scheduled release date.
- Scull, didn’t have time to finalize his parole plan before he was released. “It was very chaotic,” Scull said. “All my support team, my employment, everything is in the Bay Area.” But he was taken to the motel in Los Angeles County with little oversight or guidance on what to do. “When I got released, I took it on myself to track down the parole agent,” he said.
- Local probation departments also are supervising many of the people getting out of prisons. The Los Angeles County Probation Department supervised about 700 new people last month as a result of the prison releases. In Contra Costa County, the Probation Department received 38 expedited releases to supervise since July. The officers have at times had to pick up people from the prisons, possibly exposing the officers to the virus.
- In late July, Scull moved to transitional housing in the Bay Area so he could be closer to his substance abuse sponsors, life coaches and employment network.
- But his freedom was recently curtailed again, when the house went into quarantine for its own outbreak of the virus. Scull brought a unique perspective to the new shelter-in-place life of a pandemic.

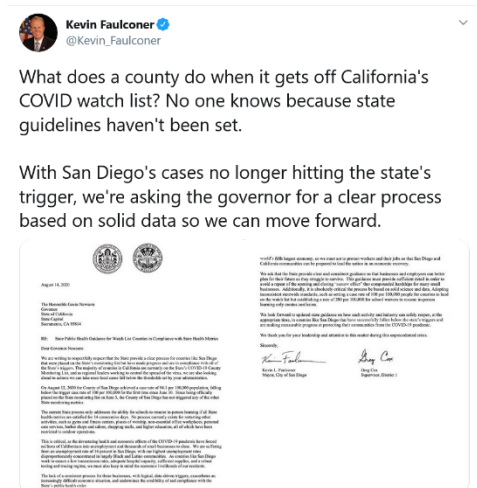
<https://calmatters.org/justice/2020/08/california-prisons-early-release-coronavirus/>

The following counties are no longer on the County Monitoring List:

- Santa Cruz as of 8/14/2020
- San Diego as of 8/18/2020 San Diego County is off the State Watch list
https://covid19.ca.gov/roadmap-counties/?utm_source=CalMatters+Newsletters&utm_campaign=4f15d41710-WHATMATTERS_NEWSLETTER&utm_medium=email&utm_term=0_faa7be558d-4f15d41710-150648140&mc_cid=4f15d41710&mc_eid=d92ddf8032
- What does a county do when it gets off California's COVID watch list? No one knows because state guidelines haven't been set. With San Diego's cases no longer hitting the state's trigger, we're asking the governor for a clear process based on solid data so we can move forward.
https://twitter.com/Kevin_Faulconer/status/1294421844146061319?utm_source=CalMatters%20Newsletters&utm_campaign=4f15d41710-WHATMATTERS_NEWSLETTER&utm_medium=email&utm_term=0_faa7be558d-4f15d41710-150648140&mc_cid=4f15d41710&mc_eid=d92ddf8032

UC schools to require flu shots for students, faculty and staff before Nov. 1

- A flu shot will be required for “all members of the UC community,” University of California officials announced Friday.
- The executive order says staff, faculty and students will need to have received a shot before Nov. 1, as first reported by the San Francisco Chronicle.



- It's a preventative measure meant to ease the overlap of coronavirus with the flu season, which could cause added stress to the health care system.
- According to the release, there will be a process for faculty and staff to request medical exemptions.
- A doctor at UC Davis has also expressed the importance of limiting the community spread of COVID-19 before flu season begins.
<https://ktla.com/news/california/uc-schools-to-require-flu-shots-for-students-faculty-and-staff-before-nov-1/>

Foggy glasses? Mask acne? How to solve 5 pandemic annoyances – without taking off the mask

- The article provides some fixes to some of your pandemic problems you might experience
- These of the COVID-19 annoyances can be bothersome:
 - Glasses fogging
 - Mask acne
 - Mask keeps shifting
 - Behind-ear soreness
 - Dry hands

<https://www.yahoo.com/news/foggy-glasses-mask-acne-solve-145308752.html>

One Good Thing

- Stories about the kindness of strangers and individuals who sacrifice for others.
<https://apnews.com/OneGoodThing> & <https://www.goodnewsnetwork.org/>

U.S. Data

Covid-19 Case Cluster (past 48 hours)

<https://www.cdc.gov/covid-data-tracker/index.html#social-impact>

Social Impact COVID-19 Events in the United States

6 EVENTS
Past 48 hours

Map of news reports related to social impact events resulting from the COVID-19 outbreak in the United States, such as school closures, localized outbreaks, state of emergency declarations, etc.

DATE RANGE

Past 48 hours

TYPE OF EVENT ?

COVID-19 Case Clusters

About this Map | Developed by HealthMap



Articles:

[More than 2 dozen COVID-19 cases traced to Millinocket wedding reception](#)

[University of Tennessee says it tracked COVID-19 cluster to student party](#)

[Confirmed COVID-19 cluster tied to App State football team, practice suspended](#)

[CFD's Quinn Fire Academy Shut Down After COVID-19 Outbreak Among Students, Instructors](#)

[University of North Carolina has four Covid-19 clusters less than a week after starting classes](#)

COVID-19 Update



Situation: Upward trajectory in COVID-19 case count continues across 8 (+1) states, with 2 (-2) states in a plateau status, and 46 (+1) states on a downward trajectory. 22,614 (-1,185) Federal employees deployed / activated; 1,986 FEMA employees deployed.

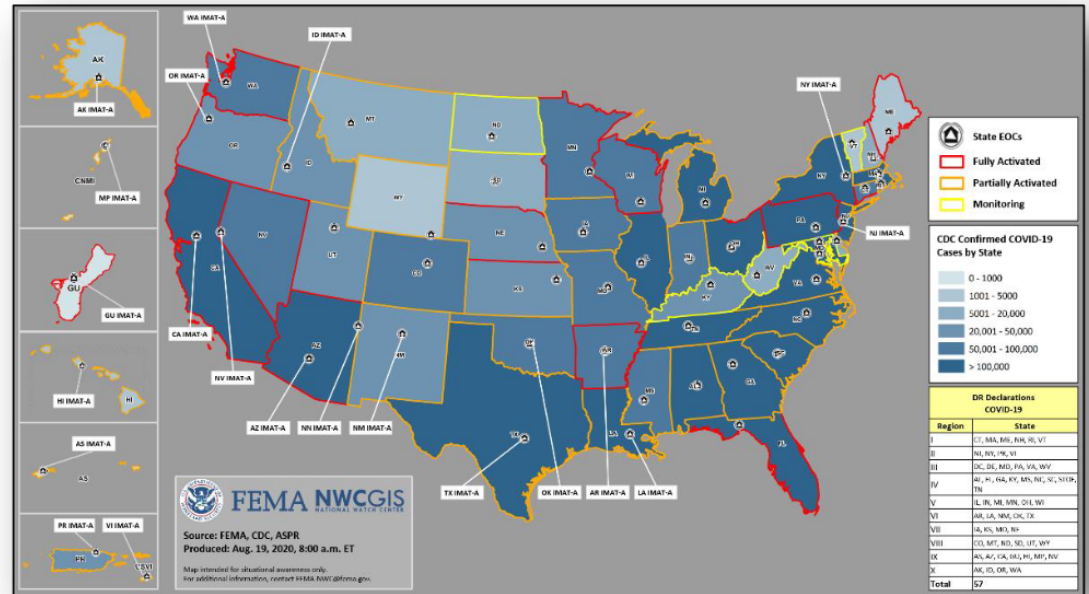
Nationwide Testing: 73,563,539 (+753,161) cumulative as of Aug 18

COVID-19 positive cases continue to increase globally (CDC COVID-19 update as of Aug 18)

- Confirmed Cases of COVID-19
 - United States: 5,422,242 (+40,117)
 - Worldwide: 21,549,917
- Deaths caused by COVID-19
 - United States: 169,870 (+520)
 - Worldwide: 767,158

Response:

- NRCC at Level I
- Regions I, II, III, V, VI, VII, & X RRCCs at Level III
- Regions IV, VIII, & IX RRCCs are rostered
- Regions VII, VIII & IX COVID-19 response being worked from the Virtual JFO
- NWC, all RWCs, and MOCs are monitoring



(COVID-19 SLB, as of Aug 18)

State Data

<https://covid19.ca.gov/>
<https://update.covid19.ca.gov/#top>
<https://www.cdph.ca.gov/Programs/CID/DCDC/Pages/Immunization/ncov2019.aspx#>

Statewide industry guidance to reduce risk

<https://covid19.ca.gov/industry-guidance/#top>
<https://www.cdph.ca.gov/Programs/CID/DCDC/Pages/Guidance.aspx>

Open sectors in counties with variance

<https://covid19.ca.gov/roadmap-counties/#track-data>
<https://covid19.ca.gov/roadmap-counties/>

Data models

<https://covid19.ca.gov/data-and-tools/>

CDPH News Releases 2020

<https://www.cdph.ca.gov/Programs/OPA/Pages/New-Release-2020.aspx>

Mom superpower PSA

 **Jennifer Siebel Newsom** @JenSiebelNewsom · Aug 17
I teamed up w/ @lisaling @shannonwatts @DrBurkeHarris & @EISolNec to get a message to all the bad-ass moms out there.
Its time to use our mom superpower to get our kids back in school; the power to motivate everyone around us. Let's do this. #WearAMask



From **attn**
154 192 589

<https://twitter.com/i/status/1295411854399778816>

California COVID-19 By The Numbers

August 18, 2020

Numbers as of August 17, 2020

CALIFORNIA COVID-19 SPREAD

632,667 (+4,636)
CASES

Ages of Confirmed Cases

- 0-17: 62,233
- 18-49: 380,923
- 50-64: 120,440
- 65+: 68,211
- Unknown/Missing: 860

Gender of Confirmed Cases

- Female: 317,984
- Male: 307,821
- Unknown/Missing: 6,862

11,342 (+100)

Fatalities

Hospitalizations

Confirmed COVID-19
5,061/1,606
Hospitalized/in ICU

Suspected COVID-19
1,299/195
Hospitalized/in ICU

For county-level
hospital data:
bit.ly/hospitalsca

Your actions save lives.

For county-level data:
data.chhs.ca.gov
covid19.ca.gov



Riverside County Data

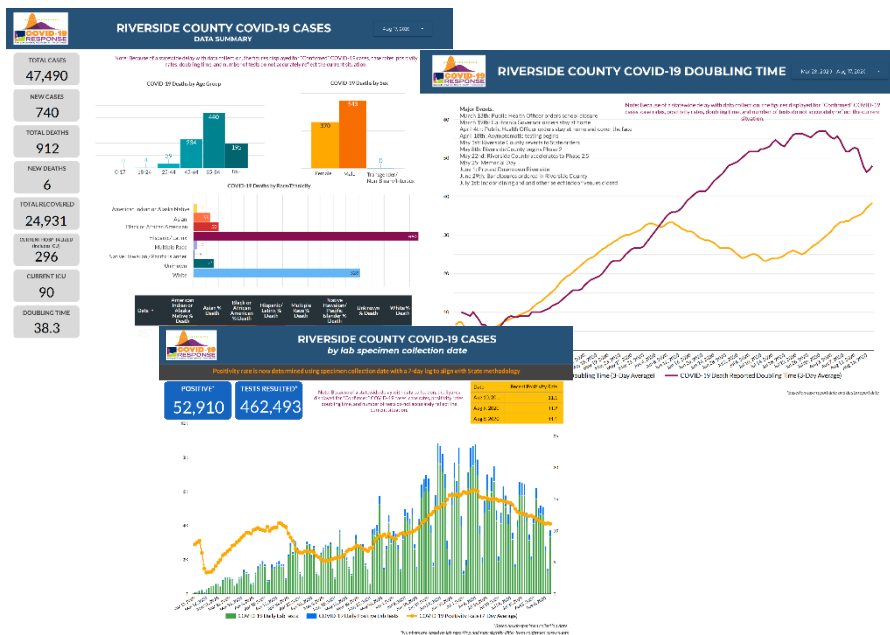
<https://www.rivcoph.org/coronavirus>

RUHS Public Health News:

- [Riverside County recognizes 30-year anniversary Ryan White funding for HIV/AIDS program](#) - August 18, 2020
- [ADVISORY FOR THE OPERATION OF SCHOOLS](#) - August 14, 2020
- Public health officer issues statement on school waiver process [English](#) / [Spanish](#) / [School Waivers Info](#) - August 5, 2020
- Youth sports may resume with social distancing [English](#) / [Spanish](#) - August 5, 2020
- State Governor Orders - [Guidance for the use of Face Coverings](#) - August 05, 2020
- [Updated Advisory for the Operation of Youth Sports](#) - August 5, 2020
- Board of Supervisors vote 5-0 to declare racism as a public health crisis [English](#) / [Spanish](#) - Aug 4, 2020
- [\\$2 Million Approved to Launch Youth Community Corps](#) - August 4, 2020

Daily Epidemiology Summary updated 8-18-2020

https://www.rivcoph.org/Portals/0/Documents/CoronaVirus/August/Dashboard/3/Public_Daily_COVID-19_Updates_8.18.20.pdf?ver=2020-08-18-145228-080×tamp=1597787555753



Weather

COVID-19 Weather Support

Issued:

1100 AM August 19, 2020

**NATIONAL WEATHER SERVICE
SAN DIEGO, CA**

IMPACT SCALE

●
None

●
Minor

●
Moderate

●
High

●
Extreme

Resources

- <https://www.weather.gov/spot/>
- <https://inws.ncep.noaa.gov>
- <https://www.wrh.noaa.gov/sgx/event/dsstable.php>

(858) 675 - 8705
(24/7, Restricted)

Weather.gov/SanDiego

7-day Forecast for Counties in far Southwest CA

Period Aug 19 - Aug 26 (24-hr)	Orange	SW San Bernardino	All Deserts	Western Riverside	San Diego
Today	Hot Inland	Very Hot	Very Hot	Very Hot	Hot Inland
Thursday	Hot Inland	Very Hot	Very Hot	Very Hot	Hot Inland
Friday	Very Warm Inland	Hot	Hot	Hot	Very Warm Inland
Saturday	Warm Inland	Very Warm	Hot	Very Warm	Warm Inland
Sunday	Warm Inland	Warm	Hot	Warm	Warm Inland
Monday	Warm Inland	Very Warm	Hot	Very Warm	Warm Inland
Tuesday	Warm Inland	Very Warm	Hot	Very Warm	Warm Inland
Wednesday	Very Warm Inland	Very Warm	Hot	Hot	Very Warm Inland

Forecast Discussion

Extreme heat will continue across the region with the hottest conditions in the deserts and Inland Empire. Slight cooling will begin Friday, but temperatures will remain above average for much of the area through the weekend. Temperatures are expected to rise again early next week. Thunderstorms will form over the mountains each afternoon and have the potential to drift into the High Desert and Inland Empire today. Hazards from thunderstorms include lightning, small hail, strong erratic winds and may include localized flash flooding.

Latest hazard threat table: <https://www.wrh.noaa.gov/sgx/event/dsstable.php>

<https://www.weather.gov/forecastpoints#>

Tropical Outlook – Atlantic



Disturbance 1 (as of 8:00 a.m. ET)

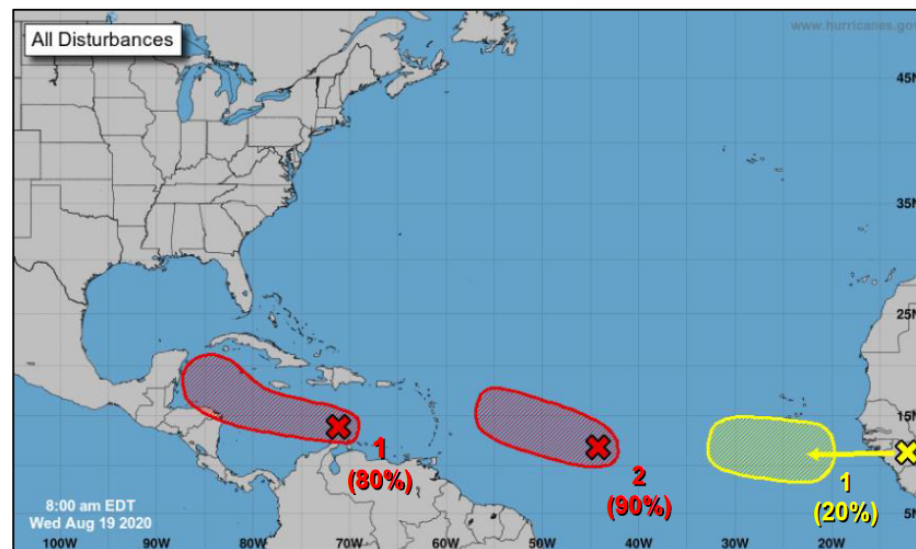
- Located over the eastern Caribbean Sea
- Moving W at 20 mph
- Conditions could become more conducive for the development of a tropical depression later this week
- Formation chance through 48 hours: **Medium (40%)**
- Formation chance through 5 days: **High (80%)**

Disturbance 2 (as of 8:00 a.m. ET)

- 1,000 miles E of the Lesser Antilles
- Moving W to WNW at 15-20 mph
- Tropical depression likely to form within the next two days
- Formation chance through 48 hours: **High (90%)**
- Formation chance through 5 days: **High (90%)**

Disturbance 3 (as of 8:00 a.m. ET)

- Large area of showers located over Guinea, Africa
- Moving W to WNW at 15-20 mph
- Conditions marginally conducive for development
- Formation chance through 48 hours: **Low (near 0%)**
- Formation chance through 5 days: **Low (20%)**



Current Disturbances & 5 Day Cyclone Formation: < 40% 40-60% > 60%	Potential track area: Day 1-3 Day 4-5	Watches: Hurricane Trop Stm	Warnings: Hurricane Trop Stm	Current wind extent: Hurricane Trop Stm
Tropical / Sub-Tropical Cyclone: Depression Storm Hurricane Post-Tropical Cyclone / Remnants				

Tropical Outlook – Eastern Pacific

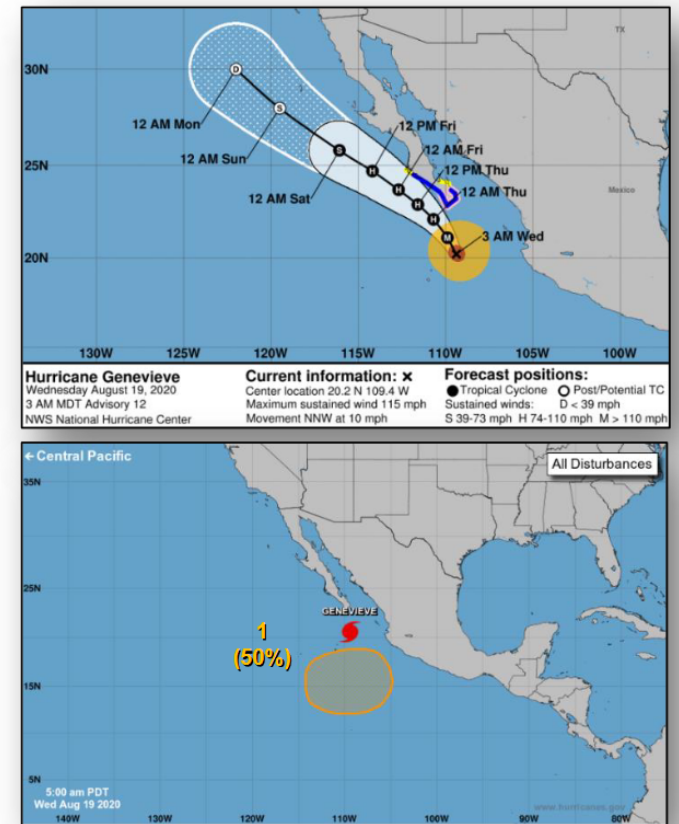


Tropical Cyclone Genevieve (CAT 3) (Advisory #12 as of 5:00 a.m. ET)

- 190 miles S of the southern tip of Baja, California
- Moving **NNW** at 10 mph
- Maximum sustained winds **115 mph**
- Little change of strength is expected today followed by some weakening
- Hurricane force winds extend **35 miles**
- Tropical-storm-force winds extend outward up to **140 miles**

Disturbance 1 (as of 8:00 a.m. ET)

- Expected to form later this week several hundred miles W of the southwestern coast of Mexico
- Conditions appear favorable for some development over the weekend
- Formation chance through 48 hours: Low (near 0%)
- Formation chance through 5 days: **Medium (50%)**



Current Disturbances & 5 Day Cyclone Formation: < 40% 40-60% > 60%	Potential track area: Day 1-3 Day 4-5	Watches: Hurricane Trop Stm	Warnings: Hurricane Trop Stm	Current wind extent: Hurricane Trop Stm
Tropical / Sub-Tropical Cyclone: Depression Storm Hurricane Post-Tropical Cyclone / Remnants				

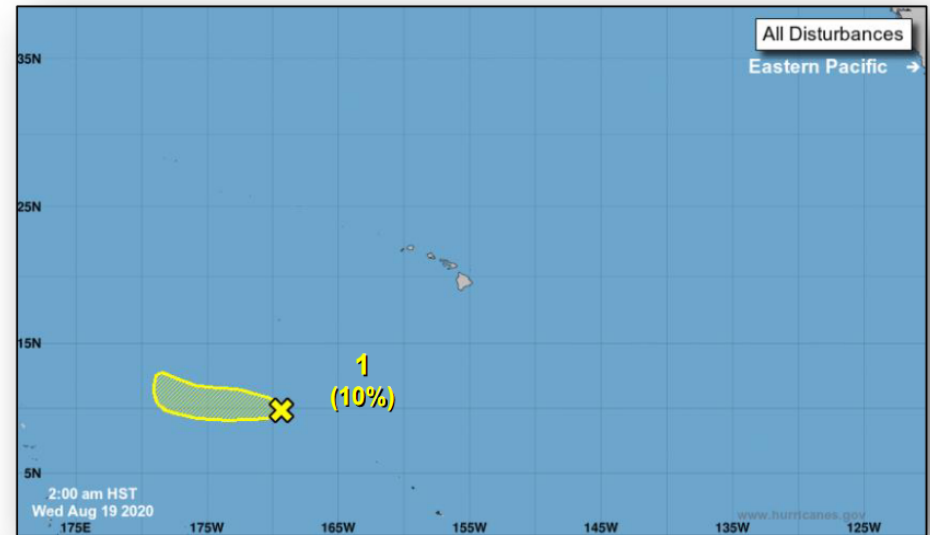
Tropical Outlook – Central Pacific



FEMA

Disturbance 1 (as of 8:00 a.m. ET)

- 1,120 miles SW of Honolulu, HI
- Conditions are not expected to be conducive for development
- Formation chance through 48 hours: Low (near 0%)
- Formation chance through 5 days: Low (10%)

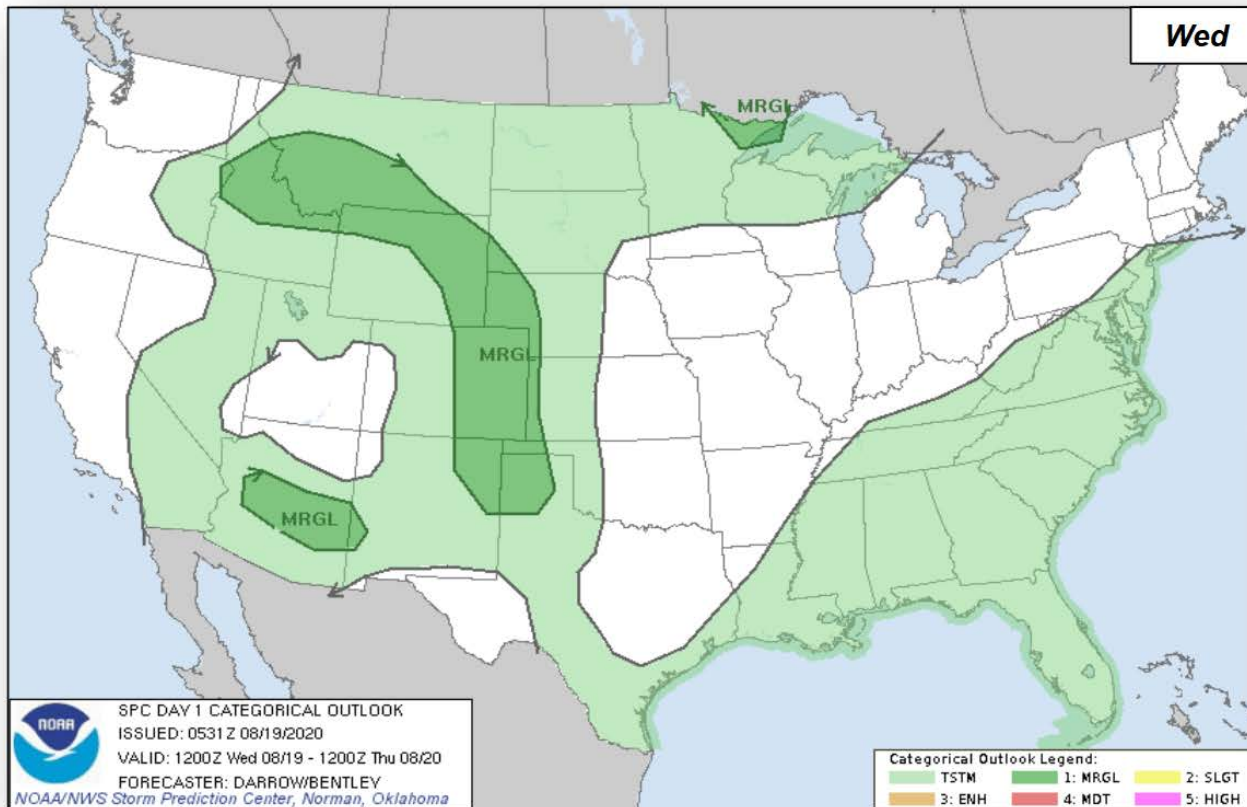


Current Disturbances & 5 Day Cyclone Formation: < 40% 40-60% > 60%	Potential track area: Day 1-3 Day 4-5	Watches: Hurricane Trop Stm	Warnings: Hurricane Trop Stm	Current wind extent: Hurricane Trop Stm
Tropical / Sub-Tropical Cyclone: Depression Storm Hurricane Post-Tropical Cyclone / Remnants				

Severe Weather Outlook



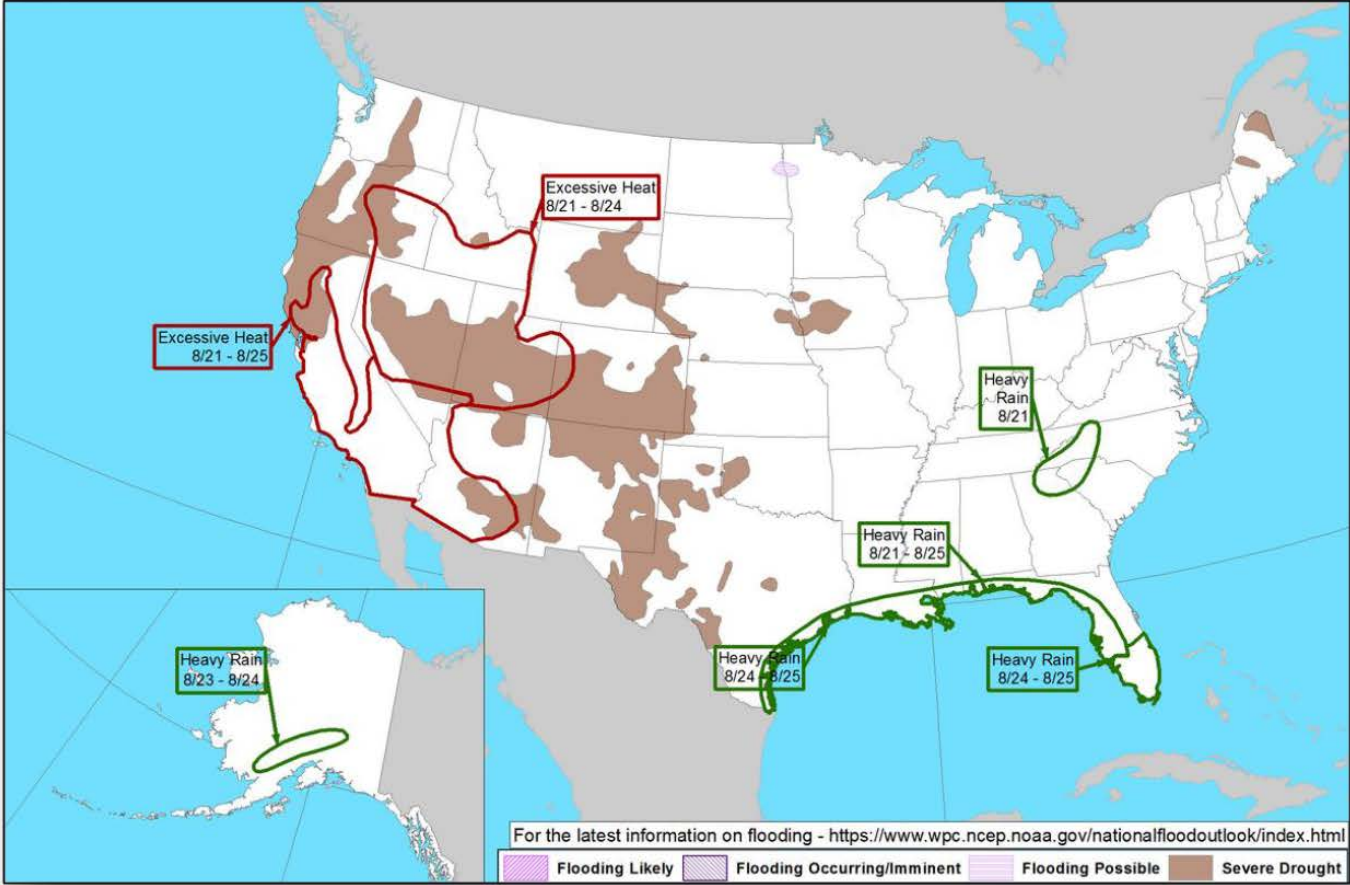
FEMA



Hazards Outlook – Aug 21-25



FEMA



Wildfire Summary



Fire Name (County, ST)	FMAG #	Acres Burned	Percent Contained	Evacuations	Structures (Homes / Other)			Fatalities / Injuries
					Threatened	Damaged	Destroyed	
Loyalton Fire (Washoe County, NV; Sierra, Plumas & Lassen counties, CA)	5328-FM-NV	44,147 (+4,422)	30% (+20%)	M: 250 (+50)	H: 200	H: 0	H: 5	0 / 2
				V: 0	O: 0	O: 0	O: 6	
River Fire (Monterey County, CA)	5329-FM-CA	4,509 (+439)	7% (-3)	M: 5,039 (+4,869)	H: 1,527 (+27)	H: 2	H: 5 (-3)	0 / 0
				V: 0	O: 0	O: 0	O: 1	
North Brownstone Fire (Yakima County, WA)	5330-FM-WA	5,981 (+2,981)	40% (+30)	M: 0	H: 0	H: 0	H: 0	0 / 0
				V: 0	O: 0	O: 0	O: 0	
LNU Lightning Complex (Napa County, CA)	5331-FM-CA	3,311 (+11)	0%	M: 400 (+200)	H: 200 (-5)	H: 0	H: 0 (-1)	0 / 0
				V: 0	O: 10 (+10)	O: 0	O: 0	
Jones Fire (Nevada County, CA)	5332-FM-CA	675 (+125)	5% (+5)	M: 3,891	H: 0	H: 0	H: 5 (+1)	0 / 0
				V: 0	O: 0	O: 1 (+1)	O: 0	
Carmel Fire (Monterey County, CA)	XXXX-FM-CA	1,200	0%	M: 300	H: 180	H: 0	H: 10	0 / 0
				V: 680	O: 0	O: 0	O: 0	

Carmel Fire— CA



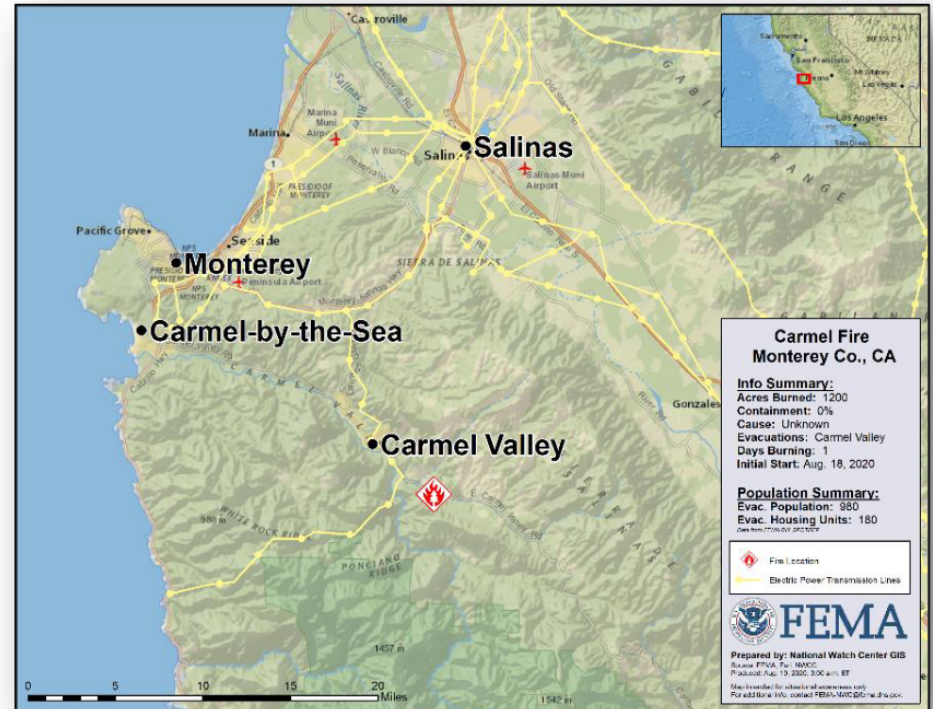
Fire Name (County, ST)	FMAG #	Acres Burned	Percent Contained	Evacuations	Structures (Homes / Other)			Fatalities / Injuries
					Threatened	Damaged	Destroyed	
Carmel Fire (Monterey County, CA)	XXXX-FM-CA	1,200	0%	M: 300 V: 680	H: 180 O: 0	H: 0 O: 0	H: 10 O: 0	0 / 0

Current Situation:

- Fires began August 18 and is burning on state and private land
- Fire is threatening homes in the Carmel Valley area, Monterey County, California (pop. 980)
- Mandatory and Voluntary evacuations are in progress
- Evacuation centers established in Carmel Valley and Salinas
- Threatening agricultural areas and high voltage transmission lines serving Big Sur

Response:

- FMAG approved Aug 19
- Region IX LNO to Cal EOC today at 10 am ET
- CA EOC at Full Activation (Civil Unrest and COVID-19)
- Region IX RWC and NWC continue to monitor



Industrial Warehouse Fire – Grand Prairie, TX



Current Situation:

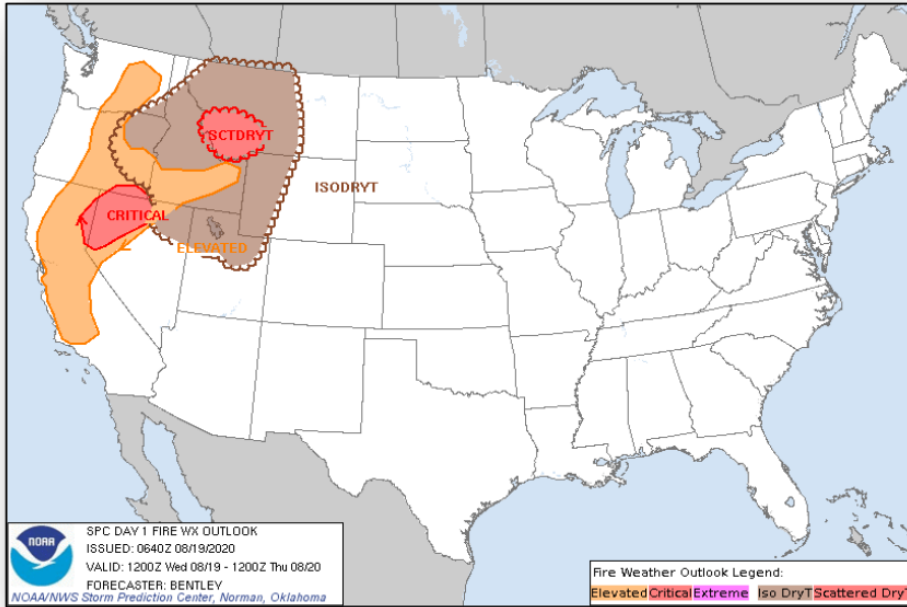
- Industrial fire at the Poly-America Building reported at Aug 19, 2:00 a.m. ET near Grand Prairie, TX (pop. 195k)
- Facility burning polyethylene which is used to produce plastic bags
- The Emergency Manager from Grand Prairie County Fire Dept. requested an IMAAC activation
- Media reporting voluntary evacuations in effect for vicinity of Grand Prairie, TX
- Primary hazard of plume is inhalation of soot and particulates causing general irritations
- Grand Prairie County Fire Dept. is on scene and handled at the local county level
- Though the fire was reported to be threatening utility poles that may affect power to surrounding areas
- Currently there no reports of injuries

Response:

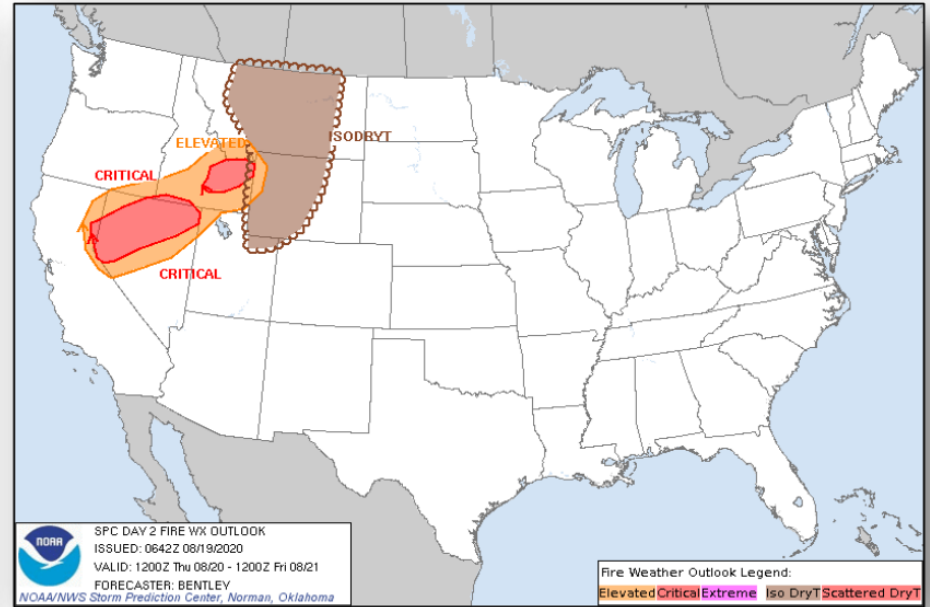
- Region VI RRCC at Level III
- TX EOC at Partial Activation (COVID-19)
- FEMA NWC requested IMAAC Activation on behalf of Grand Prairie County Fire Dept.
- Region VI RWC and NWC continue to monitor



Fire Weather Outlook



Today



Tomorrow