



****Extraordinary Assumptions:** There are a lot of different data sources in this report not all of them match but aid to provide an overall picture of the current situation. COVID-19 Data Source Comparison - https://covid-19.splunkforgood.com/covid_19_datasource_comparison

Daily Situation Summary

Monday, August 10, 2020

As of 10:00 AM

COVID-19 by the Numbers

08/10/2020	Riverside	Imperial	Kern	Los Angeles	Orange	San Bernardino	San Diego	San Luis Obispo	Sana Barbra	Ventura	California	United States	Global
Total Cases	41,412	8,213	22,803	206,971	38,688	35,691	32,332	2,081	6,598	8,462	554,160	5,023,649	19,718,030
New Cases	510	128	660	2,565	229	491	551	31	89	106	8,373	48,690	253,409
Total Cases Per Capita	1,738	4,557	2,582	2,050	1,223	1,671	979	739	1,487	998	1,416	1,522	257
New Cases Per Capita	21	71	75	25	7	23	17	11	20	12	21	15	3
Recovered	21,121	8,682	7,202	Not Reported	29,931	27,940	26,390	1,716	6,437	4,568	216,719	2,673,846	12,989,244
Total Deaths	799	244	171	4,967	720	502	593	17	69	89	10,293	161,842	728,013
New Deaths	0	2	11	49	16	5	7	0	0	0	104	558	5,719
Deaths Per Capita	33.53	135.39	19.36	49.19	22.75	23.51	17.95	6.04	15.55	10.49	26.29	49.03	9.49
Presumptive active cases	19,492	-713	15,430		8,037	7,249	5,349	348	92	3,805	327,148	2,187,961	6,000,773
% of State's Cases	7.47%	1.48%	4.11%	37.35%	6.98%	6.44%	5.83%	0.38%	1.19%	1.53%	11.03%	25.48%	
Currently in Hospitals	450	48	233	2,027	550	554	323	16	92	105	6,849		
Total Hospital Beds	3,316	261	1,292	19,208	5,660	3,755	6,149	451	666	1,318	65,259		
Currently in ICU	114	14	74	476	163	153	90	4	31	21	1,731		
ICU Beds Available	108	8	35	820	333	137	324	19	41	43	2,559		
Case Fatality Rate	1.9%	3.0%	0.7%	2.4%	1.9%	1.4%	1.8%	0.8%	1.0%	1.1%	1.9%	3.2%	3.7%
Population*	2,383,286	180,216	883,053	10,098,052	3,164,182	2,135,413	3,302,833	281,455	443,738	848,112	39,148,760	330,058,400	7,669,357,000
% of Population	6.09%	0.46%	2.26%	25.79%	8.08%	5.45%	8.44%	0.72%	1.13%	2.17%	0.17%	0.0655%	

Sources: CDPH, WHO, CDC

The date for which case statistics and hospital data were reported. Hospital COVID data are self-reported through a portal managed by the California Hospital Association and pulled at 2pm. COVID case statistics are reported by local health departments to CalREDIE and are pulled at 2pm. Hospital data and case statistics are integrated by the California Department of Technology and made available through the Open Data Portal the following morning. CA Open Data Portal is at least 24 Hours behind

*California-Demographics.com is made by Cubit – a demographic data provider & census.gov

Presumptive active cases - A calculation (Total Cases - Recovered - Dead) (LA County does not report recovery rates and Imperial County case data reporting is delayed to the state data source)

Global Data

More detail on page 2

US Data

More detail on page 9

Riverside County Data

More detail on page 14

News

More detail on page 3

State Data

More detail on page 12

Weather

More detail on page 15

Global Data

Total cases per 1M of population

<https://www.worldometers.info/coronavirus/#countries>

Now

Yesterday

2 Days Ago

Columns ▾

Search:

All Europe North America Asia **South America** Africa Oceania

#	Country, Other	Total Cases	New Cases	Total Deaths	New Deaths	Total Recovered	Active Cases	Serious, Critical	Tot Cases/ 1M pop	Deaths/ 1M pop	Total Tests	Tests/ 1M pop	Population
1	French Guiana	8,267		48		7,501	718	19	27,607	160	42,582	142,202	299,448
2	Chile	375,044	+1,988	10,139	+62	347,342	17,563	1,276	19,601	530	1,867,367	97,595	19,133,857
3	Peru	478,024		21,072		324,020	132,932	1,488	14,477	638	2,573,691	77,943	33,020,085
4	Brazil	3,039,349	+3,767	101,269	+133	2,118,460	819,620	8,318	14,288	476	13,231,548	62,201	212,723,058
5	Bolivia	89,999	+944	3,640	+53	29,808	56,551	71	7,699	311	190,924	16,333	11,689,764
6	Colombia	387,481		12,842		212,688	161,951	1,493	7,607	252	1,909,111	37,477	50,940,705
7	Argentina	246,499		4,634	+28	108,242	133,623	1,565	5,449	102	856,055	18,922	45,240,280
8	Ecuador	94,701	+242	5,932	+10	78,608	10,161	369	5,359	336	267,795	15,154	17,671,021
9	Suriname	2,391		29		1,635	727	13	4,072	49	3,816	6,499	587,197
10	Falkland Islands	13				13	0		3,725		2,256	646,418	3,490
11	Paraguay	6,907		75		5,222	1,610	32	967	11	138,415	19,381	7,141,809
12	Venezuela	25,805		223		13,356	12,226	66	908	8	1,586,205	55,800	28,426,842
13	Guyana	568		22		189	357	4	722	28	5,280	6,709	786,967
14	Uruguay	1,353		37		1,125	191	5	389	11	131,836	37,938	3,475,054
	South America	4,756,401	+6,941	159,962	+286	3,248,209	1,348,230	14,719					
	Total:	4,756,401	+6,941	159,962	+286	3,248,209	1,348,230	14,719					

Highlighted in green = all cases have recovered from the infection

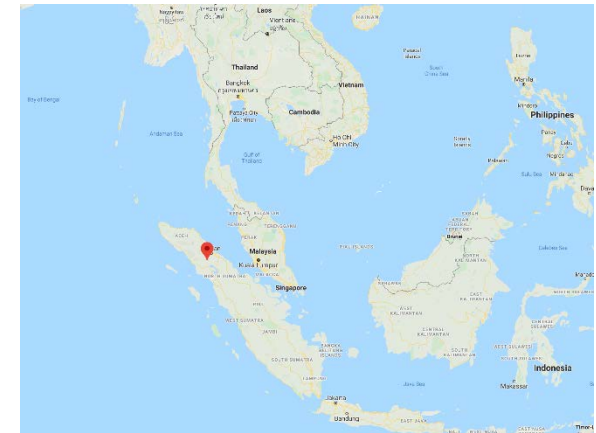
Highlighted in grey = all cases have had an outcome (there are no active cases)

News

Public warned of more eruptions as Mt. Sinabung spews ash 5,000 meters high

- Authorities have advised the public to remain alert over potential future eruptions at Mount Sinabung in Karo regency, North Sumatra, as the volcano has erupted several times since the weekend following a year-long absence of volcanic activity.
- The latest string of eruptions occurred on Monday, with Mt. Sinabung spewing a 5,000-meter-high column of volcanic ash and smoke from the peak of the mountain at 10:16 a.m., followed by a second eruption at 11:17 a.m. that produced a 2,000-m-high column of ash, according to the Volcanology and Geological Hazard Mitigation Center (PVMBG).
- Indonesia has the 23rd highest number of Coronavirus cases in the world. Adding ash to the local respiratory problems may see cases increase.

<https://www.thejakartapost.com/news/2020/08/10/public-warned-of-more-eruptions-as-mt-sinabung-spews-ash-5000-meters-high.html>



#	Country, Other	Total Cases	New Cases	Total Deaths	New Deaths	Total Recovered	Active Cases	Serious, Critical	Tot Cases/ 1M pop	Deaths/ 1M pop	Total Tests	Tests/ 1M pop	Population
	World	20,122,614	+105,597	735,721	+2,102	12,969,895	6,416,998	64,767	2,582	94.4			
23	Indonesia	127,083	+1,687	5,765	+42	82,236	39,082		464	21	1,731,634	6,324	273,832,058

Mauritius scrambles to contain massive oil spill

- The operator of MV Wakashio, a Japanese bulk carrier, apologized on Sunday for a major oil leak caused after it ran aground in Mauritius, triggering an environmental emergency and ecological disaster that has authorities racing to contain the spill.
- The Japanese-owned but Panamanian-flagged ship was on its way to Brazil from China carrying close to 4,000 tons of fuel when it struck the reef on Mauritius' southeast coast on July 25, causing fuel to leak from the cracked vessel.
- Some 1,000 tons of oil is estimated to have leaked from the ship and around 500 tons of oil has been recovered from the ship — but there are still 2,500 tons remaining on the vessel.
- "We apologize profusely and deeply for the great trouble we have caused," Akihiko Ono, executive vice president of Mitsui OSK Lines, said at a news conference in Tokyo.

<https://www.dw.com/en/mauritius-scrambles-to-contain-massive-oil-spill/a-54503098>

Children rapidly deported from the United States strain Guatemalan shelters

- Hundreds of migrant children rapidly expelled from the United States under a coronavirus immigration policy are returning to shelters in Guatemala where virus testing and bed capacity are regularly stretched to their limits.

- Shelter operators, government officials in the Central American nation and international organizations said they are seeing rising numbers of children being sent back to Guatemala alone, with some unable to return to their homes because of domestic abuse or gang violence.
- “Child protection services, which were already overstretched and under-resourced have now been further compromised by COVID-19,” said United Nations children’s agency UNICEF spokesman Christopher Tidey. “So it is a challenge to provide vulnerable children with the support and protection they need.”
<https://www.reuters.com/article/us-usa-immigration-children/children-rapidly-deported-from-the-united-states-strain-guatemalan-shelters-idUSKCN2521V8>

AMC expects to reopen all international theaters in three weeks

AMC Entertainment Holdings Inc said on Thursday it expects all its international theaters to resume operations in the next two to three weeks, while two-thirds or more of its U.S. theaters are set to reopen later this month.

<https://www.reuters.com/article/us-amc-ent-holdg-theatre/amc-expects-to-reopen-all-international-theaters-in-three-weeks-idUSKCN252370>

U.S. Hits 5 Million Coronavirus Cases As Debate Lingers Over The Path Forward

- The U.S. has hit 5 million confirmed coronavirus cases — just 17 days after crossing the 4 million mark — as lawmakers and states continue to grapple with how to chart a path back to normal as the pandemic continues to rage on.
- The grim milestone was reached on Sunday, according to tracking by Johns Hopkins University. It came after President Trump announced Saturday that he would take executive action to extend coronavirus relief efforts that expired after negotiations with Congress stalled out.
- The last time the country surpassed a million new cases, many states had been seeing record surges of new infections, including California, Florida and Texas. An NPR analysis shows that cases in at least 33 states were on the decline last week.
- Two hard-hit states that reported declines saw recent interruptions to testing efforts. In California, where COVID-19-related deaths stand at more than 10,000, state health authorities say a technical glitch caused underreporting of test results. In Florida, state officials closed down testing sites in multiple counties in preparation for Hurricane Isaias.
- In Texas, officials this weekend reported a seven-day average testing positivity rate of nearly 19.5% — the state's highest since the pandemic started.

<https://www.npr.org/sections/coronavirus-live-updates/2020/08/09/900640397/u-s-hits-5-million-coronavirus-cases-as-debate-lingers-over-the-path-forward>

COVID-19 Data in Motion: Monday, August 10, 2020 - <https://coronavirus.jhu.edu/covid-19-daily-video>

Covid-19 Cases Among U.S. Children Jumped 40% in Late July

- Coronavirus infections among U.S. children grew 40% in the last half of July, according to a report from the American Academy of Pediatrics and the Children’s Hospital Association, bringing the total number of child infections to 8.8% of all U.S. cases.
- The report, which aggregates data from 49 states, comes amid heated debate over whether schools should re-open in the fall. While the surge of infections contradicts President Donald Trump’s assertion that kids are “virtually immune,” the data also show that child infections make up a disproportionately small share of the overall outbreak in the U.S.
- Many parents are eager to get their kids back in classes. Yet Covid-19 is still surging in much of the country, and there is conflicting data about how Covid-19 is transmitted to and from children. Some schools that have already resumed classes have experienced outbreaks amid scenes of kids crowded together without wearing masks, raising fears that a full nationwide re-opening in September will cause a new spike of infection.

- The study said 97,078 new child cases were reported from July 16-30, bringing the total number since the pandemic began to 338,982. The range of ages varied from state to state, with some including an age limit as high as 24.
- California, Florida and Arizona had the highest number of total child cases in the U.S., with more than 20,000 each, the report found. By population, Arizona had the highest count, with more than 1,000 cases per 100,000 children, more than double the national average of 447.
- Deaths among U.S. children from Covid-19 total 86, only 0.06% of total fatalities in the country and 0.03% of infections among children.

<https://www.bloomberg.com/news/articles/2020-08-10/covid-19-cases-among-u-s-children-jumped-40-in-late-july>

Report - <https://downloads.aap.org/AAP/PDF/AAP%20and%20CHA%20-%20Children%20and%20COVID-19%20State%20Data%20Report%207.30.20%20FINAL.pdf?referringSource=articleShare>

CDC expects 2020 outbreak of life-threatening AFM in children

- The Centers for Disease Control and Prevention issued a call to action to warn of a potential outbreak between the end of this summer and winter of a rare, but potentially lethal disease that affects young children, where seeking medical attention right away could make all the difference.
- Acute flaccid myelitis "is a medical emergency that requires immediate recognition and care," urged CDC director Robert Redfield, on a conference call with the media Tuesday.
- AFM is a rare, rapid onset neurological disease affecting the spinal cord leading to paralysis. Symptoms of AFM include sudden arm or leg weakness, difficulty walking, limb pain, back pain or neck pain. AFM can cause paralysis over the course of hours to days, which may require a ventilator for breathing.
- It most commonly affects young children. Parents are being asked to seek medical care immediately if a child develops a sudden arm or leg weakness.
- Most children with AFM will have a fever or respiratory illness about six days before weakness occurs. For this reason, AFM has been associated with viruses, and specifically one called Enterovirus D68.
- But why some children get AFM and some don't isn't yet clear. The CDC began tracking cases of AFM in 2014 and a wave of cases has occurred every other year since then. In 2018, the US experienced the third and largest outbreak of AFM with 238 cases in 42 states between August and November.
- **The average age was just 5 years old.**
- At least 98% of those children were hospitalized, and over half were admitted to the intensive care unit, while 20% required a ventilator to breathe.
- With the 2020 peak season looming, AFM is a priority for CDC as it prepares for an outbreak this year.



- As some of the symptoms of COVID-19 may overlap with AFM, parents should be on high alert this season.
- Non-COVID-19 emergency room visits dropped off sharply in 2020 due to fear of COVID-19. If this trend continues, parents need to know that time is critical and potentially lifesaving with AFM, so even in the age of COVID-19 seek medical attention immediately if your child has sudden numbness in their arms or legs.
- "We are concerned in the midst of a COVID-19 pandemic that cases [of AFM] might not be recognized or that parents might be concerned about taking their kids to the doctor," Clark said.
https://abcnews.go.com/Health/cdc-expects-2020-outbreak-life-threatening-afm-children/story?id=72170783&cid=social_fb_abcn&fbclid=IwAR0Gh9fwFileNcyHXIDrohZ6LVZI3NA0H3mqfTZ5weY-15f4oU0mEJGuyiE

Silicon Valley Cracks Down On 'Harmful' Trump Coronavirus Misinfo

- Facebook and Twitter took forceful action Wednesday against President Trump for using their platforms to spread coronavirus misinformation.
- Both social media giants removed posts from the president's accounts of a video clip taken from a Fox News interview in which he falsely claimed that children are "almost immune" to COVID-19.
- A Facebook spokesman described the president's statement as "harmful COVID misinformation."
- Facebook's action came amid internal pressure within the Menlo Park-based company and from advertisers who have expressed open opposition to the company's laissez faire approach to the president's use of its platform to propagate misinformation and threatening statements about the Black Lives Matter protests in particular, The New York Times reports.
<https://patch.com/california/santacruz/silicon-valley-cracks-down-harmful-trump-coronavirus-misinfo>
<https://www.nytimes.com/2020/08/05/technology/trump-facebook-coronavirus-video.html>

California's public health director resigns amid questions about coronavirus test data

- The director of the California Department of Public Health resigned on Sunday, an abrupt departure of a key advisor in the state's coronavirus battle just days after the discovery of a computer system failure that resulted in the under counting of COVID-19 cases.
- Dr. Sonia Angell, who held the position for less than a year, announced her resignation in an email sent to department staff that was released by the California Health and Human Services Agency.
- Angell's decision to step aside comes at a crucial moment in California's battle against the spread of the virus. More than 10,000 Californians have died from the disease, and 38 of the state's 58 counties are on a watchlist that has required the closure of businesses that had briefly reopened in the early summer and K-12 schools as the academic year begins. Angell, who frequently has appeared alongside Newsom in his public briefings on the state's efforts to combat the pandemic, was considered a key player in the coordination with local public health departments across the state.
- Last week, state officials confirmed that as many as 300,000 records had not been processed by the computer clearinghouse system relied upon to provide to local officials the COVID-19 test results reported by labs on a daily basis. Two separate errors were identified — one related to a computer server outage, the other to the expiration of an electronic certificate for data to be transferred from Quest Laboratories.
- Administration officials insisted they did not know the extent of the problem until after Newsom's public event on Aug. 3 in which he expressed optimism that current case numbers — lower than some had expected — meant some progress in the state's efforts. But some local officials were sent communications the week before from the state Department of Public Health acknowledging a problem with the CalREDIE computer system.

- Dr. Mark Ghaly, the secretary of the California Health and Human Services Agency, said on Friday that a full investigation was underway to determine what happened. And although he said that he had become aware of the “magnitude” of the problem only after Newsom’s public statements, some state officials had information on the problem earlier.
https://www.latimes.com/california/story/2020-08-09/california-public-health-director-resigns-in-wake-of-questions-about-coronavirus-test-data?utm_source=sfmc_100035609&utm_medium=email&utm_campaign=29141+Essential+California+Week+in+Review+8%2f10%2f20&utm_term=https%3a%2f%2fwww.latimes.com%2fcalifornia%2fstory%2f2020-08-09%2fcalifornia-public-health-director-resigns-in-wake-of-questions-about-coronavirus-test-data&utm_id=11558&sfmc_id=3160688

RELATED

Reporting SNAFU Caused Undercount Of LA's Coronavirus Cases

<https://patch.com/california/los-angeles/reporting-snafu-caused-undercount-las-coronavirus-cases>

The state of California has issued interim guidelines for colleges and universities so they can reduce risk if in-person instruction resumes.

- Required Use of Face Coverings
- 1) COVID-19 Prevention Plan
- 2) General Measures
- 3) Promote Healthy Hygiene Practices
- 4) Intensify Cleaning, Disinfection, and Ventilation
- 5) Implement Distancing on Campus
- 6) Limit Sharing
- 7) Housing Under Authority of the IHE
- 8) Train Staff & Students
- 9) Check for Signs and Symptoms
- 10) Plan for When a Staff Member, Student or Visitor Becomes Sick
- 11) Maintain Healthy Operations
- 12) Considerations for Partial or Total Closures

Specific Interim Guidance for Collegiate Athletics

- Required Use of Face Coverings
 - 1) Athletic Facility-Specific Plan
 - 2) Additional Topics for Student-Athlete and Worker Training
 - 3) Individual Control Measures and Screening
 - 4) Cleaning, Disinfection, and Ventilation
 - 5) Physical Distancing Guidelines
 - 6) Food and Dining
 - 7) Travel During Competition
 - 8) Return to Facility or Training After a Positive Test
- Attached in email (PDF) <https://files.covid19.ca.gov/pdf/guidance-higher-education--en.pdf>

Face Masks Required In Santa Monica, Or City Says Face \$100 Fine

- Non-mask wearers will be fined starting this week for not wearing a face covering or mask, the city announced.
- "Beginning this week, we'll be doing targeted enforcement for face coverings in business districts and parks in Santa Monica. Save your health and \$100 by masking up," the city announced on its Instagram page.
- With coronavirus cases on the rise across California, local municipalities in July apparently started to crack down on residents who flout the statewide requirement that they wear masks while in public.
- In Santa Monica, a new health order was announced in July to emphasize how important it was for the community to wear face coverings or masks. The order outlines the requirement for people to wear face coverings while in public, and for businesses to enforce the requirement for employees and customers.
- The revised Santa Monica order sets fines for violators at \$100 for a first violation, \$250 for a second violation and \$500 for a third. For businesses, the fines start at \$500, increasing to \$750 for a second violation and \$1,000 for a third.

<https://patch.com/california/santamonica/face-masks-required-santa-monica-or-city-says-face-100-fine>

Sonoma County Approves \$100 Citations For Not Wearing Face Masks

- Sonoma County residents can now be fined for failing to wear a face mask in public or not complying with any other coronavirus-related public health order.
- The county's Board of Supervisors on Thursday approved a code enforcement ordinance that allows the issuance of citations for noncompliance, with fines starting at \$100 for a person and ranging up to \$10,000 for a business.
- The ordinance was unanimously passed on an urgency basis, which allows it to take effect immediately, county spokesperson Paul Gullixson said in a news release.
- Supervisors also approved the creation of a county hotline — 1-833-SAFE707 — where members of the public can call to report infractions. Complaints can also be filed by sending an email to safe707@sonoma-county.org.
- Under the ordinance, members of the public can be charged a flat fee of \$100 for any of the following infractions:
 - Failure to wear a facial covering (face mask that covers one's mouth and nose);
 - Not practicing safe social distancing in public by not maintaining a 6-foot separation from people who are not in their household;
 - Taking part in a gathering of more than 12 people who are not sheltering in the same household; or
 - Refusing to abide by COVID-19 safety protocols required at restaurants, stores and other businesses.

<https://patch.com/california/rohnertpark-cotati/sonoma-county-approves-100-citations-not-wearing-face-masks>

One Good Thing

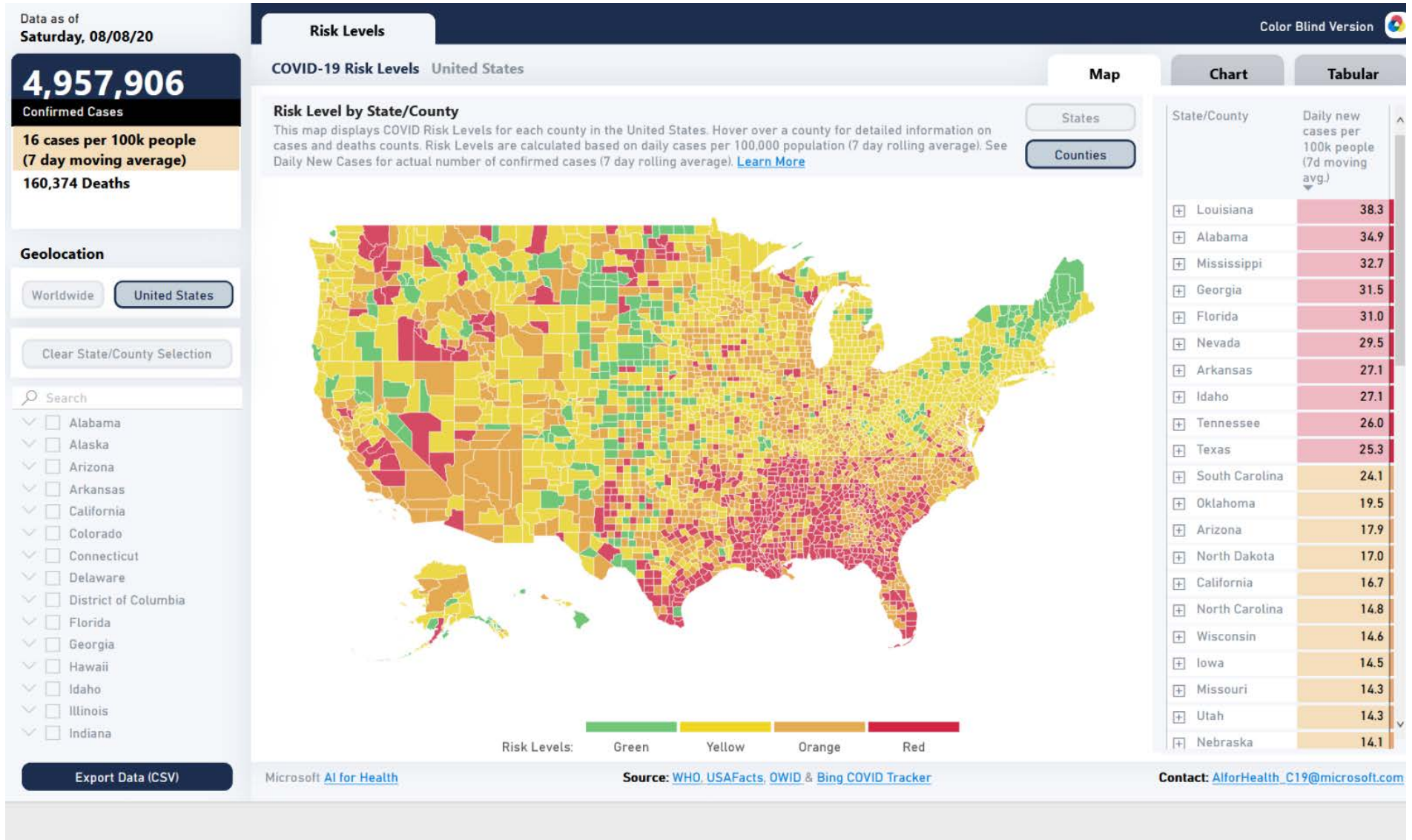
- Stories about the kindness of strangers and individuals who sacrifice for others.

<https://apnews.com/OneGoodThing> & <https://www.goodnewsnetwork.org/>

U.S. Data

US Risk level

<https://globalepidemics.org/key-metrics-for-covid-suppression/>



Geolocation

Worldwide **United States**

Clear State/County Selection

Search

- Alabama
- Alaska
- Arizona
- Arkansas
- California
- Colorado
- Connecticut
- Delaware
- District of Columbia
- Florida
- Georgia
- Hawaii
- Idaho
- Illinois
- Indiana

Export Data (CSV)

Risk Levels: Green Yellow Orange Red

Microsoft [AI for Health](#) Source: [WHO](#), [USA Facts](#), [OWID](#) & [Bing COVID Tracker](#)

Contact: AlforHealth_C19@microsoft.com

Covid-19 Case Cluster (past 48 hours)

<https://www.cdc.gov/covid-data-tracker/index.html#social-impact>

Social Impact COVID-19 Events in the United States

4 EVENTS
Past 48 hours

Map of news reports related to social impact events resulting from the COVID-19 outbreak in the United States, such as school closures, localized outbreaks, state of emergency declarations, etc.

DATE RANGE

Past 48 hours

TYPE OF EVENT ?

COVID-19 Case Clusters

About this Map | Developed by HealthMap



COVID-19 Update



FEMA

Situation: Upward trajectory in COVID-19 case count continues across 3 states, with 4 states in a plateau status, and 49 states on a downward trajectory. 26,073 Federal employees deployed / activated; 2,091 FEMA employees deployed.

Nationwide Testing: 64,920,920 cumulative as of Aug 6

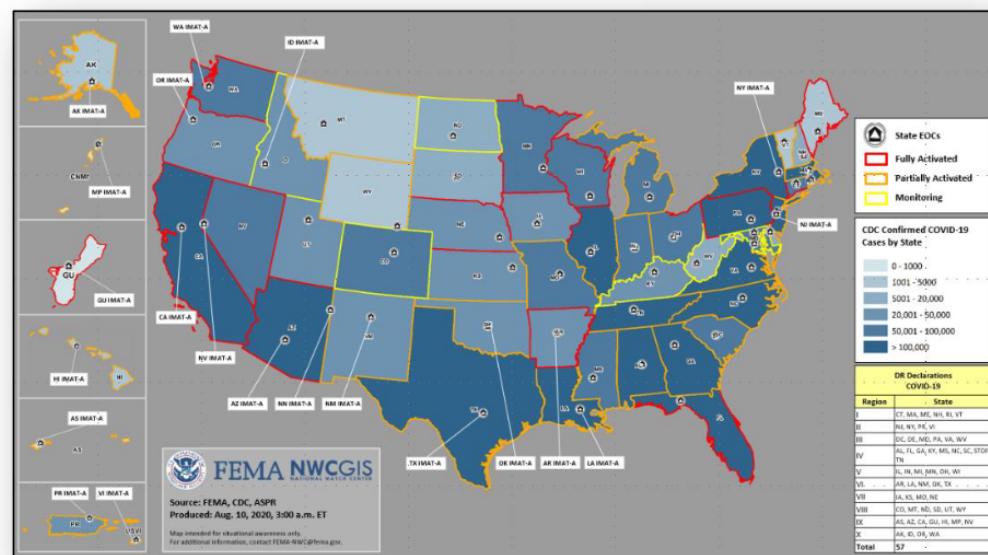
COVID-19 positive cases continue to increase globally
(CDC COVID-19 update as of Aug 8)

Confirmed Cases of COVID-19

- o United States: 4,974,959 (+54,590)
- o Worldwide: 19,187,943 (+284,441)
- Deaths caused by COVID-19
 - o United States: 161,284 (+1,064)
 - o Worldwide: 716,075 (+6,565)

Response:

- NRCC at Level I
- Regions I, II, III, V, VI, & X RRCCs at Level III
- Regions IV, VII, VIII, & IX RRCCs are rostered
- Regions VII, VIII & IX COVID-19 response being worked from the Virtual JFO
- NWC, all RWCs, and MOCs are monitoring



(COVID-19 SLB, Aug 7)

State Data

<https://covid19.ca.gov/>
<https://update.covid19.ca.gov/#top>
<https://www.cdph.ca.gov/Programs/CID/DCDC/Pages/Immunization/ncov2019.aspx#>

Statewide industry guidance to reduce risk

<https://covid19.ca.gov/industry-guidance/#top>
<https://www.cdph.ca.gov/Programs/CID/DCDC/Pages/Guidance.aspx>

Open sectors in counties with variance

<https://covid19.ca.gov/roadmap-counties/#track-data>
<https://covid19.ca.gov/roadmap-counties/>

Data models

<https://covid19.ca.gov/data-and-tools/>

CDPH News Releases 2020

<https://www.cdph.ca.gov/Programs/OPA/Pages/New-Release-2020.aspx>

[State Officials Announce Latest COVID-19 Facts](#)

August 9, 2020 - The California Department of Public Health today announced the most recent statistics on COVID-19.

[State Officials Announce Latest COVID-19 Facts](#)

August 8, 2020 - The California Department of Public Health today announced the most recent statistics on COVID-19.

[State Officials Announce Latest COVID-19 Facts](#)

August 7, 2020 - The California Department of Public Health today announced the most recent statistics on COVID-19.

[California Public Health Officials Release Guidance on Higher Education](#)

August 7, 2020 - The California Department of Public Health today released statewide interim guidance for institutions of higher education (IHE).

[State Officials Announce Latest COVID-19 Facts](#)

August 6, 2020 - The California Department of Public Health today announced the most recent statistics on COVID-19.

[State Officials Announce Latest COVID-19 Facts](#)

August 5, 2020 - The California Department of Public Health today announced the most recent statistics on COVID-19.

California COVID-19 By The Numbers

August 9, 2020

Numbers as of August 8, 2020

CALIFORNIA COVID-19 SPREAD

554,160 (+8,373)

TOTAL CASES

Ages of Confirmed Cases

- 0-17: 52,104
- 18-49: 334,619
- 50-64: 105,860
- 65+: 60,829
- Unknown/Missing: 748

Gender of Confirmed Cases

- Female: 277,523
- Male: 270,528
- Unknown/Missing: 6,109

10,293 (+104)

Fatalities

Hospitalizations

Confirmed COVID-19
5,636/1,731
Hospitalized/in ICU

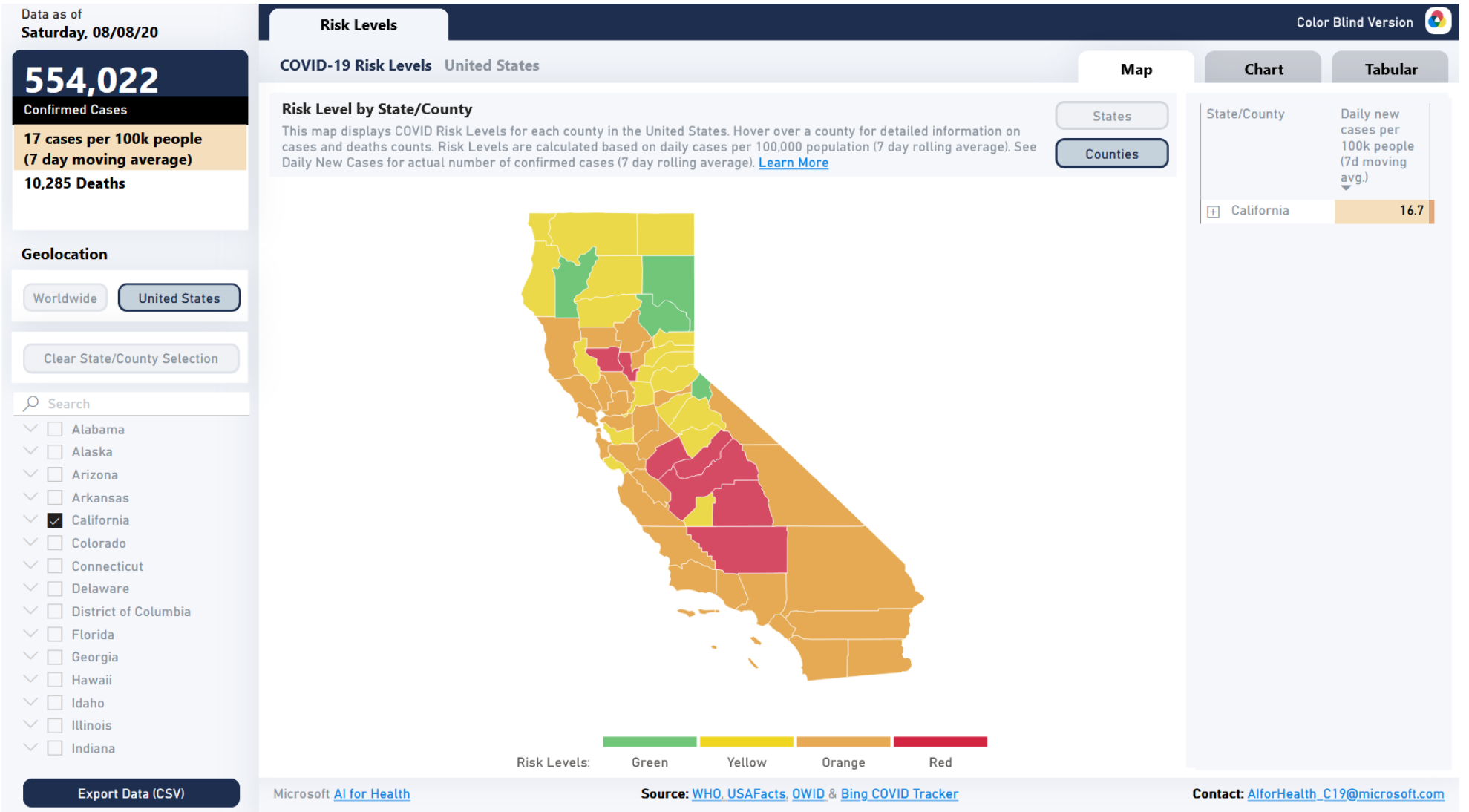
Suspected COVID-19
1,213/160
Hospitalized/in ICU

For county-level
hospital data:
bit.ly/hospitalsca

Your actions **save lives.**

For county-level data:
data.chhs.ca.gov
covid19.ca.gov





Riverside County Data

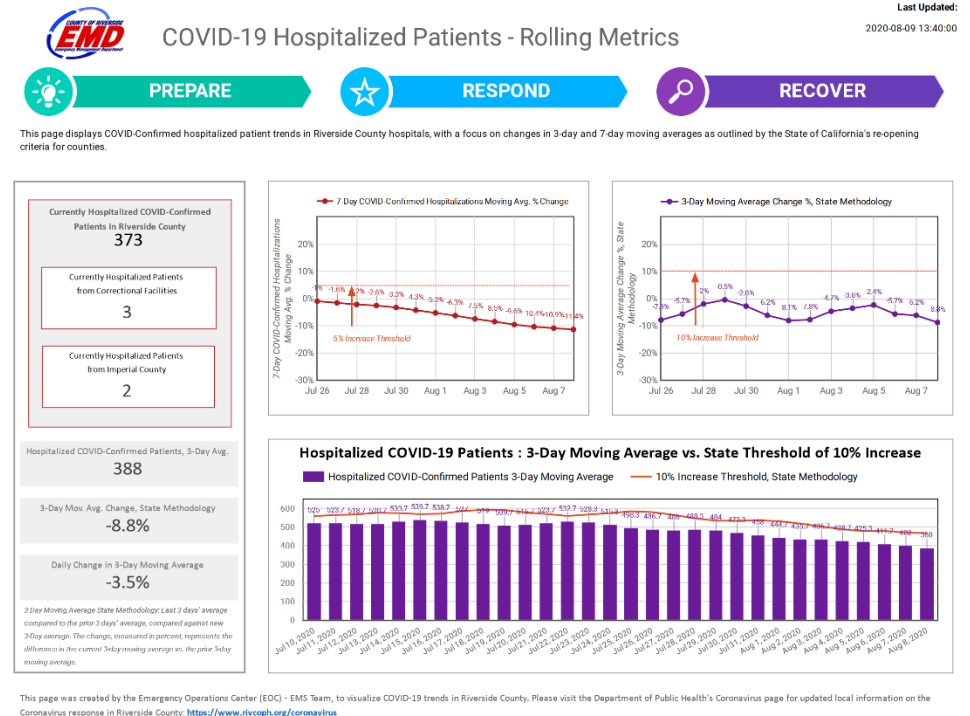
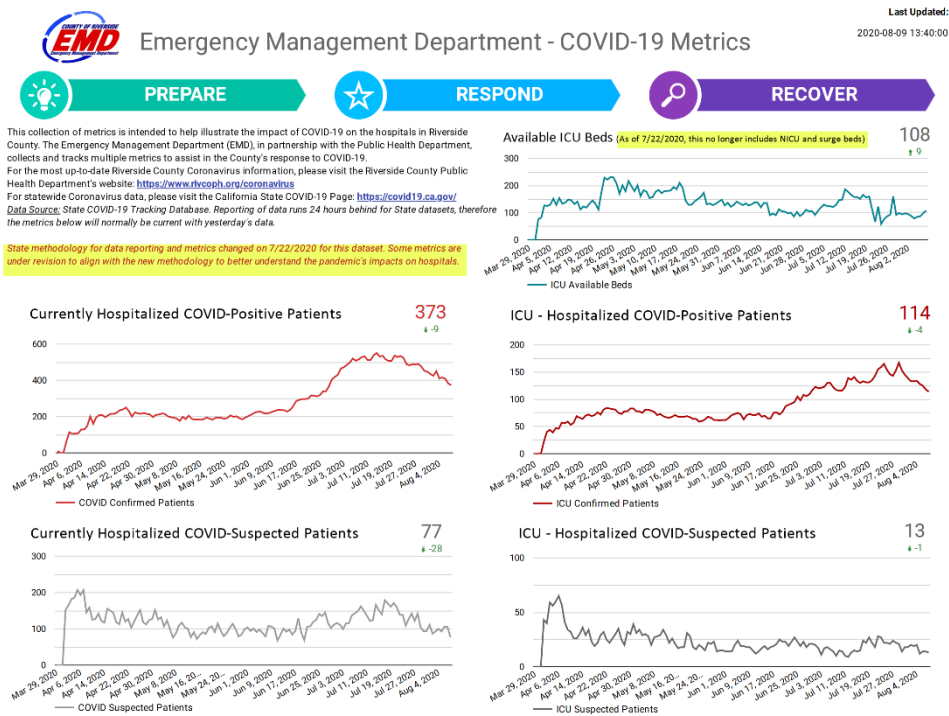
<https://www.rivcoph.org/coronavirus>

RUHS Public Health News:

- Public health officer issues statement on school waiver process [English](#) / [Spanish](#) / [School Waivers Info](#) - August 5, 2020
- **RUHS Public Health:** Youth sports may resume with social distancing [English](#) / [Spanish](#) - August 5, 2020
- **RUHS Public Health:** [Updated Advisory for the Operation of Youth Sports](#) - August 5, 2020
- Board of Supervisors vote 5-0 to declare racism as a public health crisis [English](#) / [Spanish](#) - Aug 4, 2020
- **RUHS Public Health:** [\\$2 Million Approved to Launch Youth Community Corps](#) - August 4, 2020
- **RUHS Public Health:** [State fixing technical issue lag in case reporting](#) - August 3, 2020
- **RUHS Public Health:** [Health officials warn about impact of smoke from Apple Fire](#) - August 3, 2020

Daily Epidemiology Summary updated 8-07-2020

https://rivcoph.org/Portals/0/Documents/CoronaVirus/August/Dashboard/8.7.20%20External%20Daily_COVID-19_Updates.pdf?ver=2020-08-07-145611-030×tamp=1596837389582




Weather

The forecast remains on track for a big warm up by the end of this week with temperatures near ten degrees above average for most areas. In the meantime, we will have quiet weather for the next couple of days with temperatures near average.

**COVID-19
Weather
Support**

Issued:
1000 AM August 10 2020

NATIONAL WEATHER SERVICE
SAN DIEGO, CA



IMPACT SCALE

●
None

●
Minor

●
Moderate

●
High

●
Extreme

Resources

- <https://www.weather.gov/spot/>
- <https://inws.ncep.noaa.gov>
- <https://www.wrh.noaa.gov/sgx/event/dsstable.php>

(858) 675 - 8705
(24/7, Restricted)

Weather.gov/SanDiego

7-day Forecast for Counties in far Southwest CA

Period Aug 10 - Aug 17 (24-hr)	Orange	SW San Bernardino	All Deserts	Western Riverside	San Diego
Today	None	None	Warm	None	None
Tuesday	None	None	Warm	None	None
Wednesday	None	None	Warm	None	None
Thursday	None	None	Warm	None	None
Friday	Very Warm	Warm	Warm	Warm	Very Warm
Saturday	Very Warm	Hot	Hot	Hot	Very Warm
Sunday	Very Warm	Hot	Hot	Hot	Very Warm
Monday	Very Warm	Hot	Hot	Hot	Very Warm

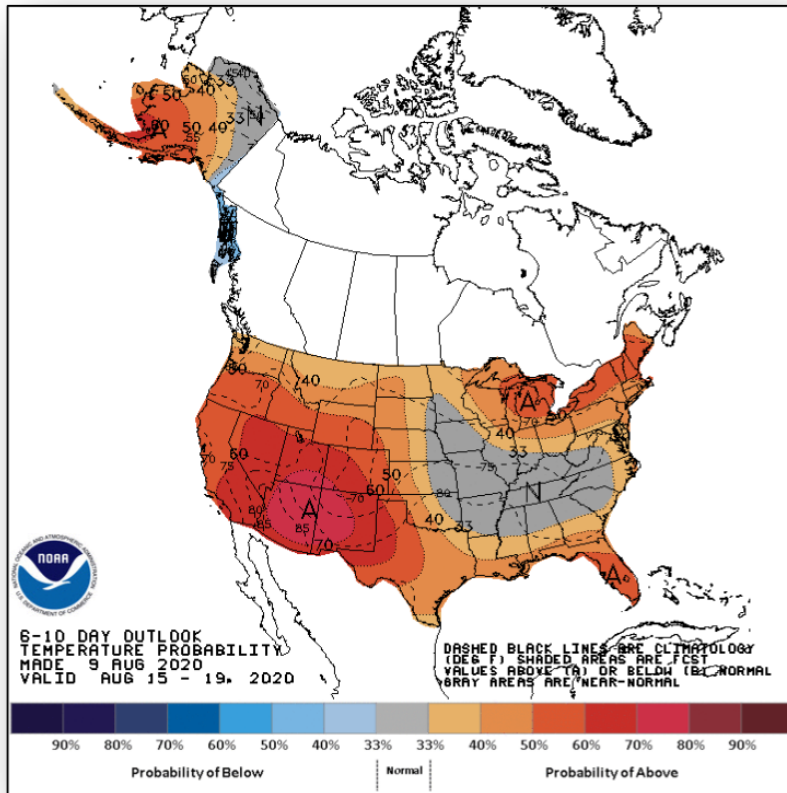
Forecast Discussion

Warmer weather will slowly come into the picture though the week as an area of high pressure comes into the region. We can expect gradual warming each day with hot conditions for inland areas by week's end with temperatures up to ten degrees above normal. Smoke from the Apple Fire will continue to affect portions of Riverside and San Bernardino Counties.

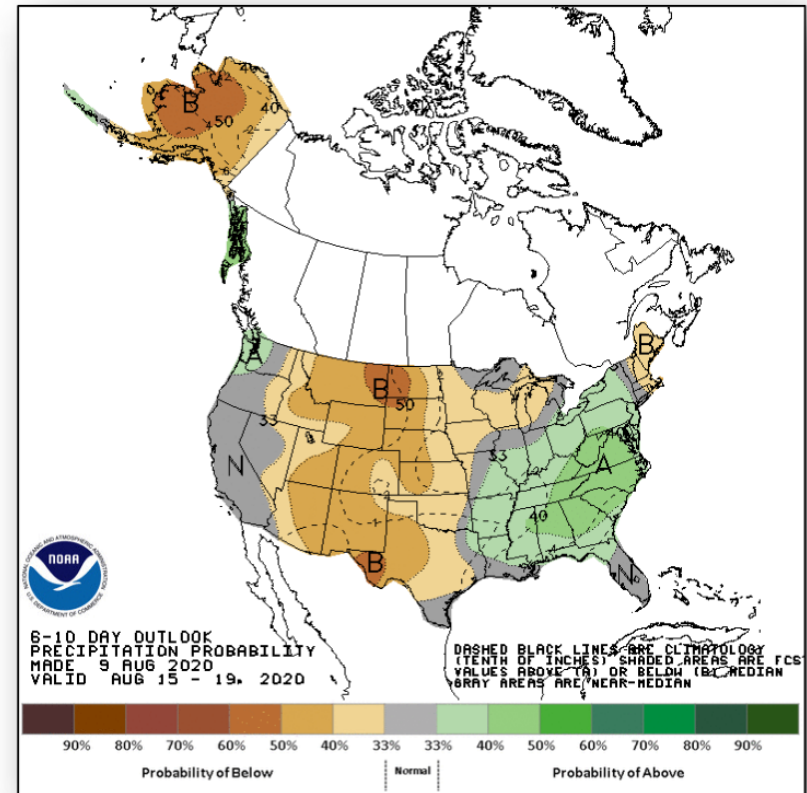
Latest hazard threat table: <https://www.wrh.noaa.gov/sgx/event/dsstable.php>

<https://www.weather.gov/forecastpoints#>

Long Range Outlooks – Aug 15-19



6-10 Day Temperature Probability



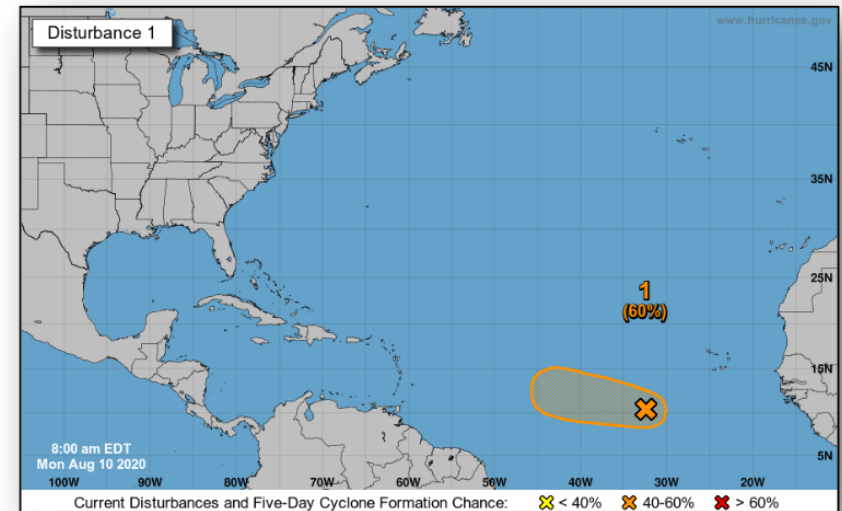
6-10 Day Precipitation Probability

Tropical Outlook – Atlantic



Disturbance 1 *(as of 8:00 a.m. ET)*

- Tropical wave located several hundred miles WSW of Cabo Verde Islands
- Conditions favorable for additional development
- Formation chance through 48 hours: **Medium (60%)**
- Formation chance through 5 days: **Medium (60%)**



Tropical Outlook – Eastern Pacific



Tropical Cyclone Elida (Advisory 6 as of 5:00 a.m. ET)

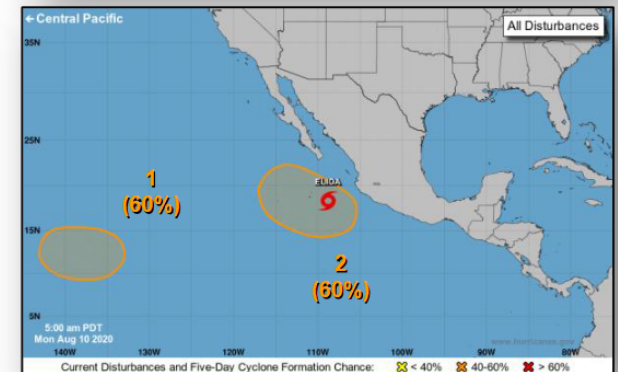
- 145 miles ESE of Socorro Island, Mexico
- Moving WNW at 15 mph
- Maximum sustained winds near 65 mph
- Strengthening is forecast, and is expected to become a hurricane later today
- Tropical-storm-force winds extend up to 60 miles from the center

Disturbance 1 (as of 8:00 a.m. ET)

- Expected to form over the western portion of the eastern Pacific basin in a few days
- Conditions conducive for gradual development
- Formation chance through 48 hours: Low (0%)
- Formation chance through 5 days: Medium (60%)

Disturbance 2 (as of 8:00 a.m. ET)

- Expected to form offshore of the SW coast of Mexico by the middle of next week
- Some development is possible
- Formation chance through 48 hours: Low (0%)
- Formation chance through 5 days: Medium (60%)



Tropical Outlook – Central Pacific



FEMA

Disturbance 1 (as of 8:00 a.m. ET)

- 1,400 miles SE of Hilo, HI
- Conditions conducive for gradual development
- Formation chance through 48 hours: Low (near 0%)
- Formation chance through 5 days: Medium (60%)

