



****Extraordinary Assumptions:** There are a lot of different data sources in this report not all of them match but aid to provide an overall picture of the current situation. COVID-19 Data Source Comparison - https://covid-19.splunkforgood.com/covid_19_datasource_comparison

Daily Situation Summary

Thursday, July 30, 2020

As of 10:00 AM

COVID-19 by the Numbers

07/30/2020	Riverside	Imperial	Kern	Los Angeles	Orange	San Bernardino	San Diego	San Luis Obispo	Sana Barbra	Ventura	California	United States	Global
Total Cases	36,458	7,804	18,834	179,107	34,832	30,493	28,007	1,636	6,110	7,045	475,305	4,339,997	16,775,633
New Cases	636	15	840	2,756	183	565	498	24	84	47	8,755	59,862	217,344
Total Cases Per Capita	1,530	4,330	2,133	1,774	1,101	1,428	848	581	1,377	831	1,214	1,315	219
New Cases Per Capita	27	8	95	27	6	26	15	9	19	6	22	18	3
Recovered	12,489	8,048	5,466	Not Reported	21,926	21,501	20,894	1,304	5,640	3,727	158,733	2,250,140	10,789,545
Total Deaths	672	188	135	4,426	581	395	547	11	32	71	8,715	148,866	650,069
New Deaths	1	7	12	51	15	11	14	3	0	4	197	1,194	3,428
Deaths Per Capita	28.20	104.32	15.29	43.83	18.36	18.50	16.56	3.91	7.21	8.37	22.26	45.11	8.48
Presumptive active cases	23,297	-432	13,233		12,325	8,597	6,566	321	438	3,247	307,857	1,940,991	5,336,019
% of State's Cases	7.67%	1.64%	3.96%	37.68%	7.33%	6.42%	5.89%	0.34%	1.29%	1.48%	10.95%	25.87%	
Currently in Hospitals	632	77	279	2,597	707	710	502	17	96	132	8,439		
Total Hospital Beds	3,523	261	1,472	20,025	6,238	4,688	6,710	477	666	1,307	68,595		
Currently in ICU	153	24	76	550	204	180	129	4	29	22	2,012		
ICU Beds Available	161	1	34	918	354	190	274	17	53	40	2,695		
Case Fatality Rate	1.8%	2.4%	0.7%	2.5%	1.7%	1.3%	2.0%	0.7%	0.5%	1.0%	1.8%	3.4%	3.9%
Population*	2,383,286	180,216	883,053	10,098,052	3,164,182	2,135,413	3,302,833	281,455	443,738	848,112	39,148,760	330,015,000	7,667,071,000
% of Population	6.09%	0.46%	2.26%	25.79%	8.08%	5.45%	8.44%	0.72%	1.13%	2.17%	0.14%	0.0566%	

Sources: CDPH, WHO, CDC

The date for which case statistics and hospital data were reported. Hospital COVID data are self-reported through a portal managed by the California Hospital Association and pulled at 2pm. COVID case statistics are reported by local health departments to CalREDIE and are pulled at 2pm. Hospital data and case statistics are integrated by the California Department of Technology and made available through the Open Data Portal the following morning. CA Open Data Portal is at least 24 Hours behind

*California-Demographics.com is made by Cubit – a demographic data provider & census.gov

Presumptive active cases - A calculation (Total Cases - Recovered - Dead) (LA County does not report recovery rates and Imperial County case data reporting is delayed to the state data source)

Global Data

More detail on page 2

News

More detail on page 3

Information

More detail on page 6

US Data

More detail on page 7

State Data

More detail on page 10

Riverside County Data

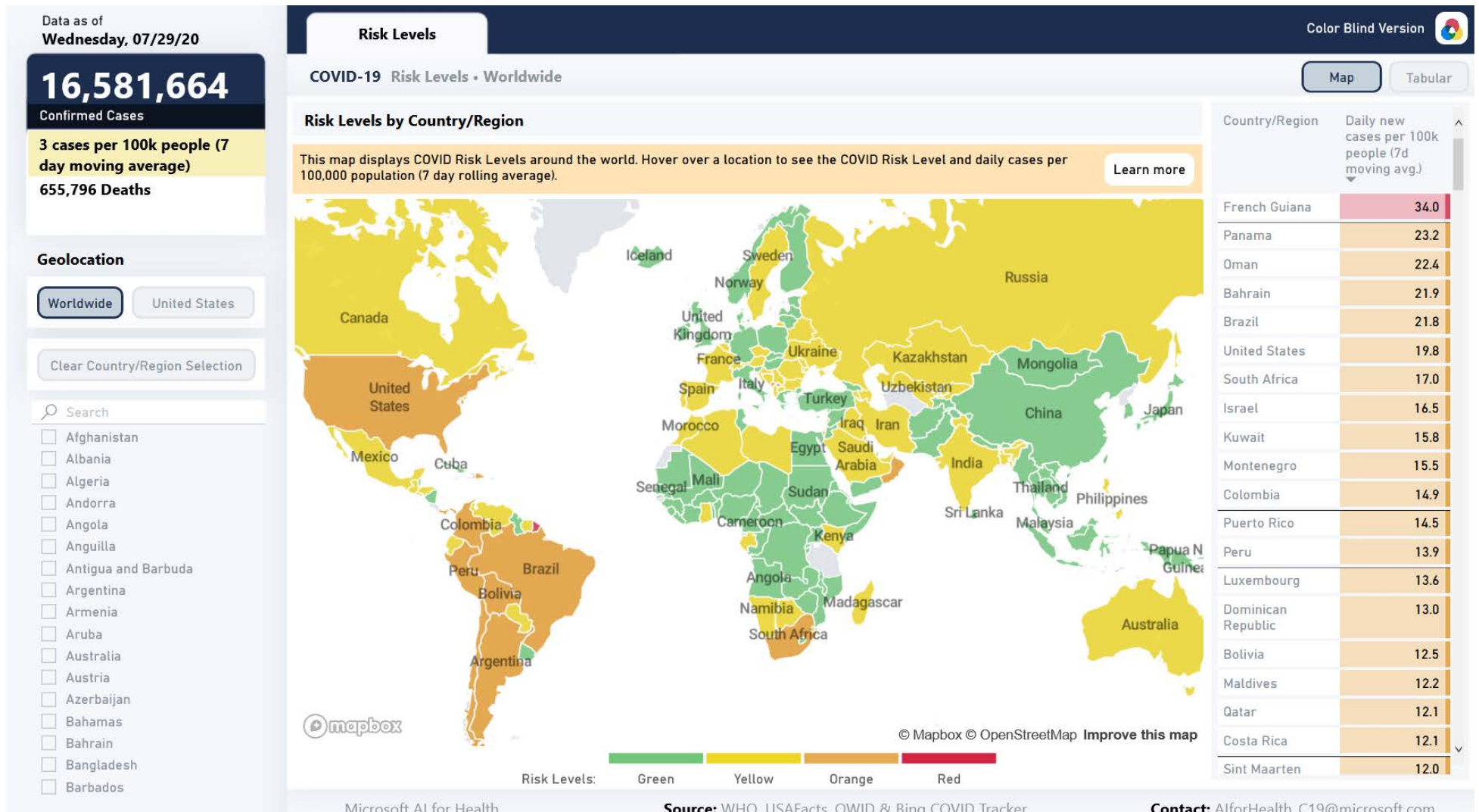
More detail on page 11

Weather

More detail on page 13

Global Data

<https://globalepidemics.org/key-metrics-for-covid-suppression/>



News

Ebola outbreak rises to 65 cases, Separated children as a result of the outbreak

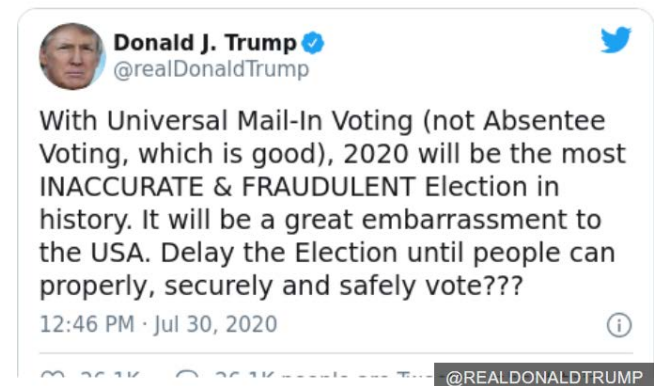
- In the latest World Health Organization Regional Office for Africa situation report on the Ebola Virus Disease (EVD) outbreak in Equateur Province, western Democratic Republic of the Congo (DRC), three more cases, along with two more deaths, have been confirmed, according to a organization tweet.
- This puts the total cases at 65 (61 confirmed, 4 probable), 29 deceased and 21 recovered.
- In addition, UNICEF reported this week that more than 32 children have lost or have been separated from one or both parents due to Ebola since a new outbreak was declared on 1 June.

http://outbreaknewstoday.com/ebola-outbreak-rises-to-65-cases-separated-children-as-a-result-of-the-outbreak-46821/?fbclid=IwAR0L0RI8GVxESTvxBix_pHQGJmCe7BFg_Q6D_KWYtaCeEJQjsTZCkOfU

Donald Trump suggests delay to 2020 US presidential election

- Donald Trump has suggested November's presidential election be postponed, saying increased postal voting could lead to fraud and inaccurate results.
- He floated a delay until people could "properly, securely and safely" vote.
- US states want to make postal voting easier due to public health concerns over the coronavirus pandemic.
- Under the US constitution, Mr Trump does not have the authority to postpone the election himself. Any delay would have to be approved by Congress. The president does not have direct power over the two houses of Congress

<https://www.bbc.com/news/world-us-canada-53597975?fbclid=IwAR38xJ1Pd9qHUetUvmoLOzbcWbMDvk5u4IsCO3Xq6UahdafPqJwc3y3K8hQ>



Herman Cain dies from coronavirus

- Herman Cain, a onetime Republican presidential candidate and former CEO of Godfather's Pizza, has died from coronavirus, according to an obituary sent from his verified Twitter account and Newsmax, where he was launching a television show.
- Cain, 74, was hospitalized earlier this month, and his Twitter account said this week he was being treated with oxygen in his lungs. It is unknown where Cain contracted the virus.
- "You're never ready for the kind of news we are grappling with this morning. But we have no choice but to seek and find God's strength and comfort to deal," his official Twitter account said Thursday.
- As a co-chair of Black Voices for Trump, Cain was one of the surrogates at President Donald Trump's June 20 rally in Tulsa, Oklahoma -- which saw at least eight Trump advance team staffers in attendance test positive for coronavirus. Trump campaign spokesman Tim Murtaugh has told CNN that Cain did not meet with Trump at the Tulsa rally.

<https://www.cnn.com/2020/07/30/politics/herman-cain-dies-coronavirus/index.html>

Fauci suggests goggles, eye shield for better protection against coronavirus

- Dr. Anthony Fauci, the nation's top infectious disease expert, this week said wearing goggles or an eye shield in addition to a face mask would provide better protection against the coronavirus, according to a report.
- "Theoretically you should protect all of the mucosal surfaces [eyes, nose, mouth], so if you have goggles or an eye shield, you should use it," he said in an interview with ABC News on Instagram Wednesday.
- The Centers for Disease Control and Prevention already recommends wearing a face mask that covers the nose and mouth in public, but the virus can also enter through the eyes.
- Fauci recommended goggles in addition to a face mask for those who want "perfect protection" from the COVID-19, but admitted it's not "universally recommended."

<https://www.foxnews.com/health/fauci-suggests-goggles-eye-shield-for-better-protection-against-coronavirus>

California scales back coronavirus testing task force despite long lines, new outbreaks

- In the early days of coronavirus testing, California public health officials teamed up with private industry executives for an immediate impact. The group added over 100 new test sites in three weeks, launched partnerships with new innovative labs, and managed the flow of swabs, chemicals and gear through the state's sprawling new testing infrastructure.
- But as the state now grapples with surging infection rates and looming test supply shortages, the task force has shrunk in size and influence. Dozens of task force members have departed and not been replaced, and the senior health official who oversaw the team has resigned.
- The diminished state of the task force alarms some experts and former members who say a fully staffed team is needed more than ever to help a public health department that is chronically understaffed and ill-equipped to respond to emergencies on their own. California has long fallen short on providing adequate testing across the state, a reality that makes it impossible for public health officials to quickly track infectious cases and slow the spread.
- State health officials say the task force remains a significant contributor to the pandemic response. Dr. Gil Chavez, a new co-chair of the task force, spends "the majority of his workday" on its activities and it remains focused on improving and expanding testing capacity, according to a spokeswoman for the state public health department.
- The team will "continue to ensure it has sufficient assistance from individuals from both inside and outside of state government to achieve its goals," the spokeswoman said.

<https://www.latimes.com/california/story/2020-07-30/coronavirus-testing-task-force>

3 food suppliers in L.A. County ordered to close after 'significant' coronavirus outbreaks not reported to health department

- Three food suppliers in Los Angeles County were ordered to close due to "significant" coronavirus outbreaks among their employees, officials said Monday.
- S & S Foods in Azusa had a total of 58 employees test positive for the virus, Mission Foods Corp. in Commerce had 40 who tested positive, and Golden State Foods Corp. in the City of Industry had 43 employees with the virus.
- Golden State Foods Corp. is one of the largest and longest-serving suppliers to McDonald's, and Mission Foods is one of the most popular tortilla makers in the U.S.

- “They have significant outbreaks amongst their employees [and] we were not notified, as we’re required to be notified, once they had their three cases,” Public Health Director Barbara Ferrer said during a Monday news conference. “Our inspector asked them to make some modifications to really enhance their infection control protocols at all three sites”
- The health department allowed the factory to reopen last week after they complied with all the mandates required. That includes training employees on physically distancing, wearing face coverings and following enhanced cleaning regimens.
- They also started screening employees for COVID-19 symptoms — something officials say they weren’t doing before.
- “I want to be clear though, they must continue to follow the mandated requirements,” county Health Officer Dr. Muntu Davis said in announcing their reopening last week. “We’ll be monitoring them to ensure ongoing compliance. They’re required to report any new cases of COVID-19 to our department, and our inspectors will continue to conduct unannounced visits to ensure that infection control measures remain in place.”

<https://ktla.com/news/local-news/3-food-suppliers-in-l-a-county-ordered-to-close-after-significant-coronavirus-outbreaks/>

San Bernardino County sets up overflow site as hospitals brace for surge in patients

- The county is bringing back "Alternate Care Sites" to handle a possible overload.
- One site has been set up in a parking lot at Arrowhead Regional Medical Center in Colton. Dubbed the "ACS Village," it consists of a nursing unit, 32 beds for patients, an isolation pod and a command center for staff breaks.
- "Our previous peak in hospitalizations was in early April, but we've recently experienced a significant increase in patients, including a doubling of our hospitalization rate over the past 30 days," Dr. Troy Pennington, an emergency room physician at the hospital, said in a statement.
- "Many of our hospitals are nearing the point of using beds beyond their normal licensed capacity," Pennington added.
- The county is looking at establishing other potential Alternate Care Sites at county medical facilities if needed.
- Officials say county hospitals are currently able to meet the demand of hospitalizations, but are taking steps to prepare if hospitalizations continue to increase.

<https://abc7.com/health/san-bernardino-county-sets-up-hospital-overflow-site/6338317/>

One Good Thing

- Stories about the kindness of strangers and individuals who sacrifice for others.

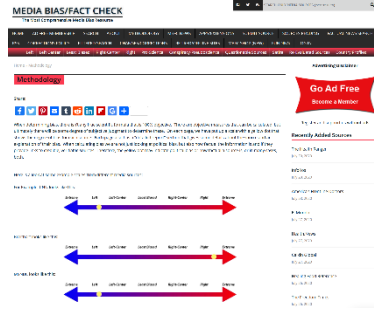
<https://apnews.com/OneGoodThing> & <https://www.goodnewsnetwork.org/>

Information

Is your news source bias, fact check your media source.

- An interesting look at media sources.

<https://mediabiasfactcheck.com/>



<https://www.allsides.com/media-bias/media-bias-ratings>



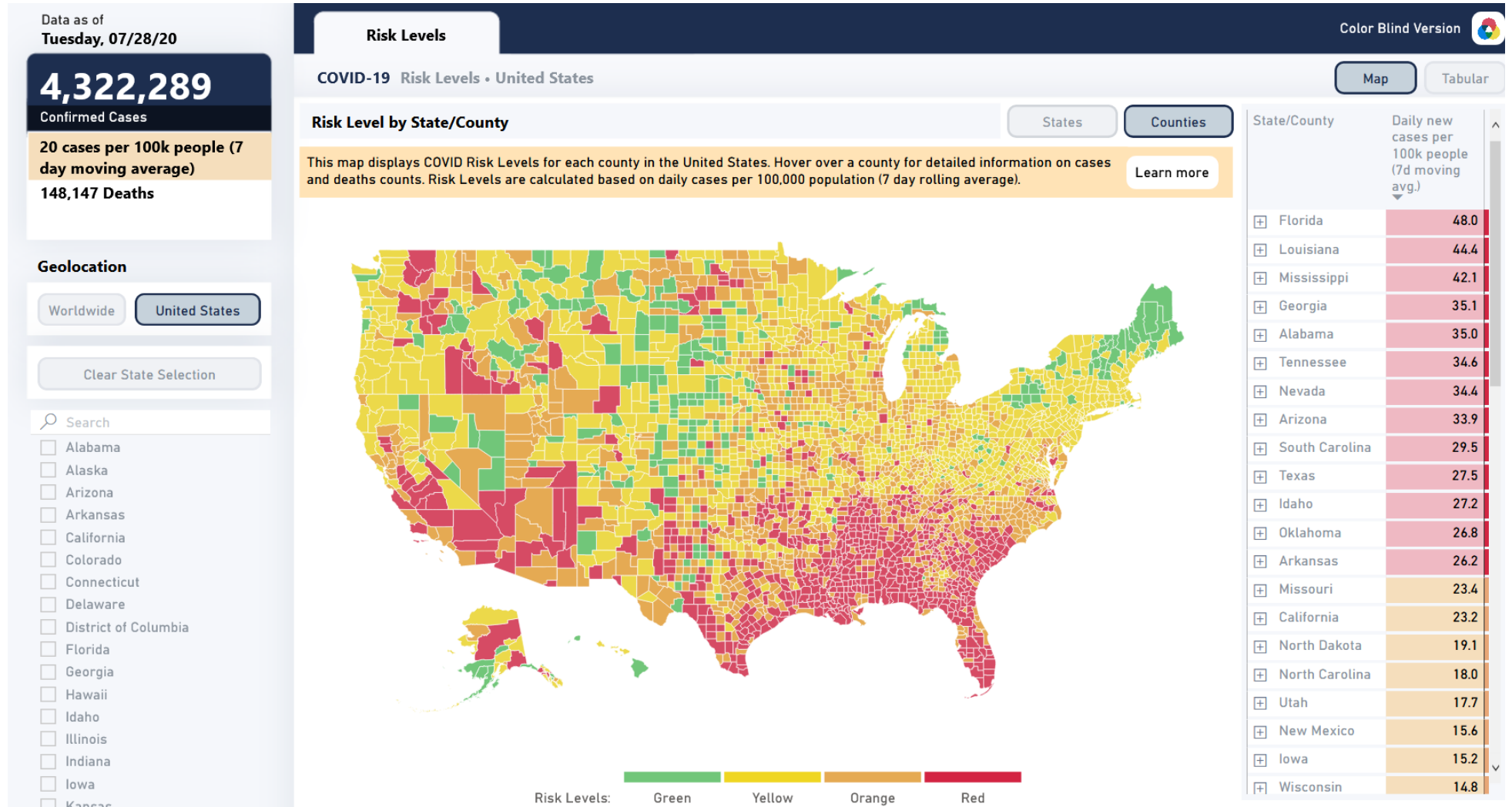
Protect yourself from misinformation

Although malign foreign influence operations pose an ongoing, year-round threat to the United States, election season provides particularly attractive targets for foreign actors seeking to undermine our democratic processes.

- The first step in combating malign foreign influence is education. The Federal Bureau of Investigation in Los Angeles has worked with state and local elected officials, government agencies, law enforcement partners, election officials, and the private sector to spread awareness about the threat. As the FBI's work continues, we need your help, too. We ask that you remain vigilant against malign foreign interference efforts from every angle -- before, on, and after election day.
- The FBI Los Angeles would like to provide you with the following educational resources on malign foreign influence:
- The FBI Los Angeles is engaging with the local community on the malign foreign influence threat and election security via our Twitter account (@FBILosAngeles). Please follow along as we share information on the malign foreign influence threat and election security.
- The FBI's [Protected Voices initiative](#) provides tools and resources to political campaigns, companies, and individuals to protect against online foreign influence operations and cyber-security threats. Protected Voices resources include information and guidance from the FBI, the Department of Homeland Security (DHS), and the Director of National Intelligence (DNI). Here are some videos that may be relevant to you:
- Message from FBI Director Wray: <https://youtu.be/odiH1etzoeg>
 - Foreign Influence: <https://youtu.be/AvehkmNI62U>
 - Social Media Literacy: <https://youtu.be/30IPQI1LEIk>
 - Passphrases and Multi-Factor Authentication: <https://youtu.be/iH28PKBB6wM>
 - Have You Been Hacked: <https://youtu.be/TM1Bm8H0dmE>
 - Social Engineering: https://www.youtube.com/watch?v=Otf2CHqWcrg&feature=emb_rel_end
- In an effort to check the veracity, credibility, and sourcing of election information, particularly on social media, the FBI recommends going directly to your county government's website or following your county registrar's office on social media as they are the authoritative sources of information on elections. Report suspicious social media posts via the appropriate social media channels

U.S. Data

<https://globalepidemics.org/key-metrics-for-covid-suppression/>



Covid-19 Case Cluster (past 48 hours)

<https://www.cdc.gov/covid-data-tracker/index.html#social-impact>

Social Impact COVID-19 Events in the United States

11 EVENTS
Past 48 hours

Map of news reports related to social impact events resulting from the COVID-19 outbreak in the United States, such as school closures, localized outbreaks, state of emergency declarations, etc.

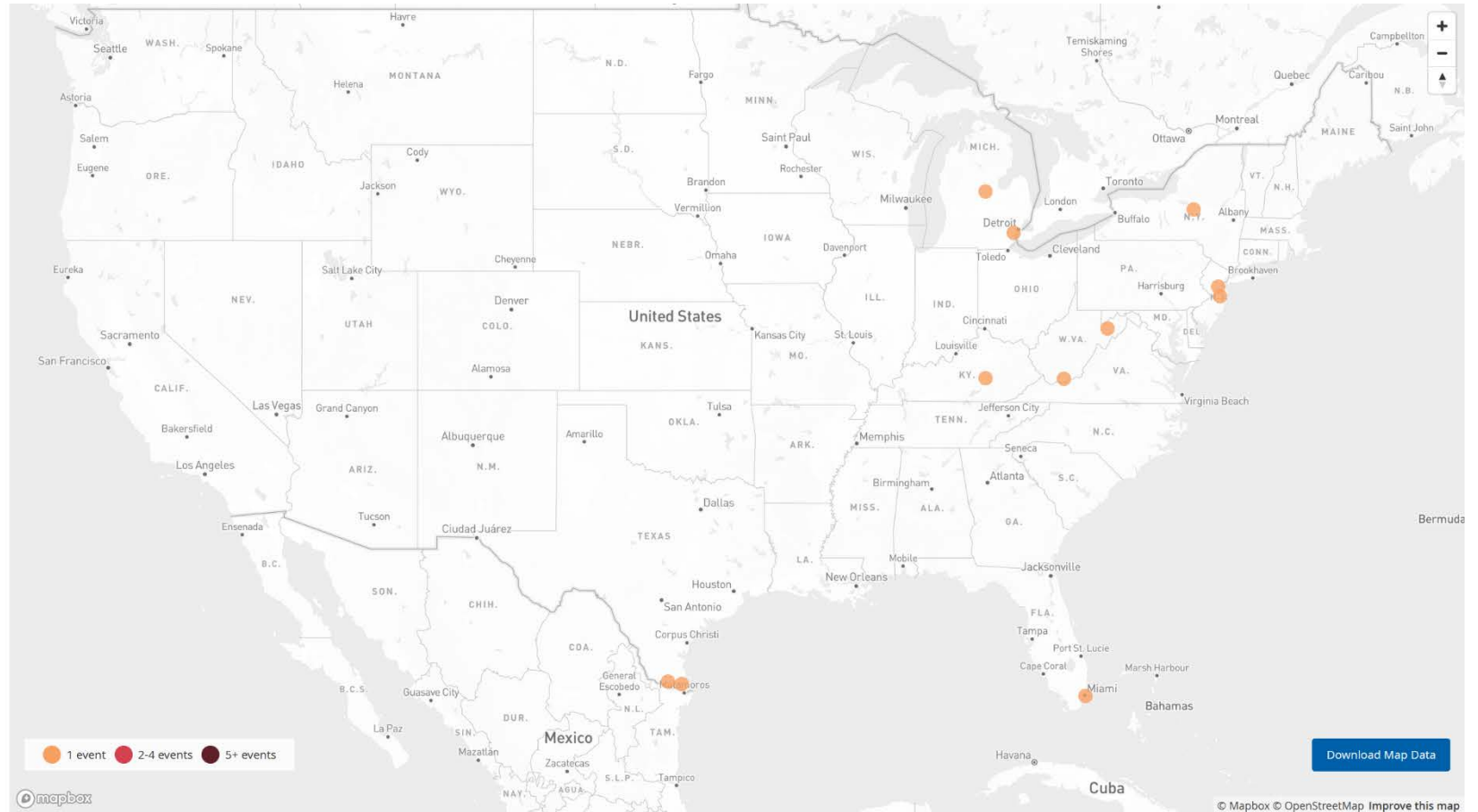
DATE RANGE

Past 48 hours

TYPE OF EVENT ?

COVID-19 Case Clusters

About this Map | Developed by HealthMap



COVID-19 Update



Situation: Upward trajectory in COVID-19 case count continues across 15 (-8) states, with 12 (+8) states in a plateau status, and 29 states on a downward trajectory. 28,379 Federal employees deployed / activated; 2,149 (-11) FEMA employees deployed.

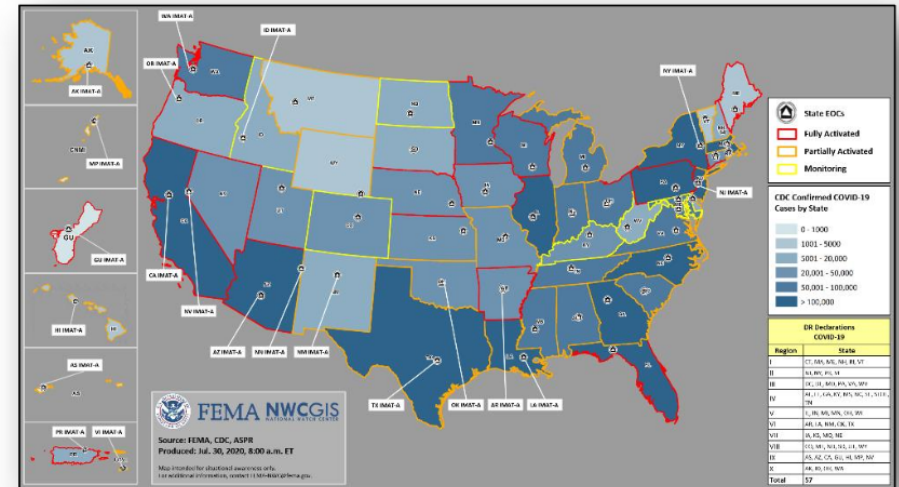
Nationwide Testing: 57,271,142 (+1,895,946) cumulative (as of July 29)

COVID-19 positive cases continue to increase globally (CDC COVID-19 Response Update as of July 29)

- Confirmed Cases of COVID-19
 - United States: 4,339,997 (+59,862)
 - Worldwide: 16,341,920 (+226,783)
- Deaths caused by COVID-19
 - United States: 148,866 (+1,194)
 - Worldwide: 650,805 (+4,153)

Response:

- NRCC at Level I
- Regions I, II, III, V, VI, & X RRCCs at Level III
- Regions IV, VII, VIII, & IX RRCCs are rostered
- Regions VII & IX COVID-19 response being worked from the Virtual JFO
- NWC, all RWCs, and MOCs are monitoring



(COVID-19 SLB, July 29)

State Data

<https://covid19.ca.gov/>
<https://update.covid19.ca.gov/#top>
<https://www.cdph.ca.gov/Programs/CID/DCDC/Pages/Immunization/ncov2019.aspx#>

Statewide industry guidance to reduce risk

<https://covid19.ca.gov/industry-guidance/#top>
<https://www.cdph.ca.gov/Programs/CID/DCDC/Pages/Guidance.aspx>

Open sectors in counties with variance

<https://covid19.ca.gov/roadmap-counties/#track-data>
<https://covid19.ca.gov/roadmap-counties/>

Data models

<https://covid19.ca.gov/data-and-tools/>

Take the State survey

<https://www.surveymonkey.com/r/W56KTRS?source=covid>

California COVID-19 By The Numbers

July 29, 2020
Numbers as of July 28, 2020

CALIFORNIA COVID-19 SPREAD

475,305 (+8,755)

TOTAL CASES

Ages of Confirmed Cases

- 0-17: 42,697
- 18-49: 287,413
- 50-64: 91,465
- 65+: 53,138
- Unknown/Missing: 592

Gender of Confirmed Cases

- Female: 238,049
- Male: 234,575
- Unknown/Missing: 2,681

8,715 (+197)

Fatalities

Hospitalizations*



Confirmed COVID-19
6,939/2,012
Hospitalized/in ICU

Suspected COVID-19
1,500/197
Hospitalized/in ICU

For county-level
hospital data:
bit.ly/hospitalca

Your actions save lives.

For county-level data:
data.chhs.ca.gov
covid19.ca.gov

Short-term COVID-19 Forecasts in California

Short-term forecasts take into account the most recent trends in cases, hospitalizations and deaths and apply statistical models to that data to generate anticipated trends in the coming 2-4 weeks.

Current Daily Hospitalizations:

6,939

Actuals: 2020-07-28

Projected Daily Total:

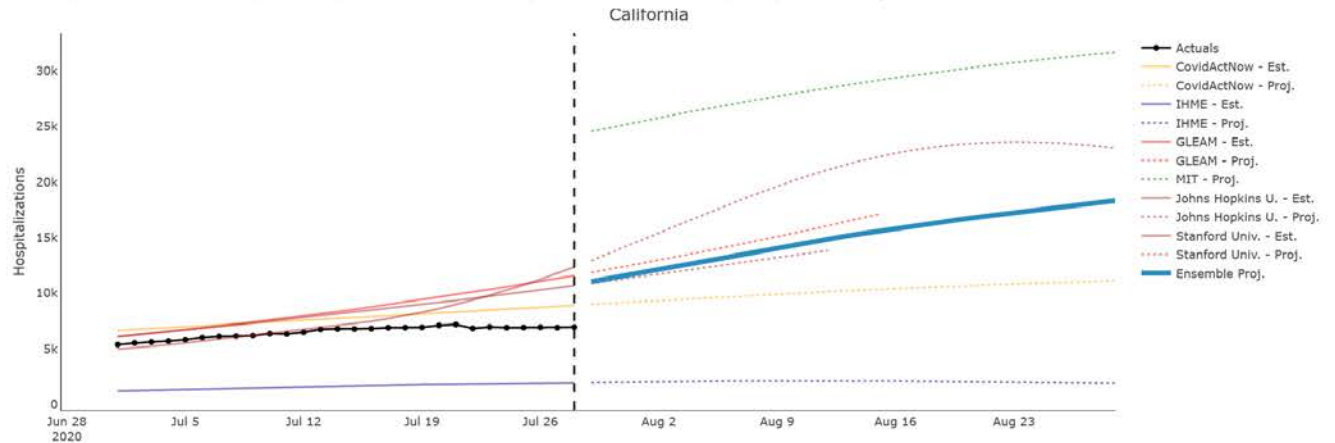
18,318

Ensemble Forecast through 2020-08-29

[Download Hospital Forecasts](#)

Statewide Hospitalization Forecasts

The black box (left) represents the current number of hospitalized COVID patients in California. The blue box represents the number of hospitalized patients at the 30 day mark based on models for California.



Riverside County Data

<https://www.rivcoph.org/coronavirus>

RUHS Public Health:

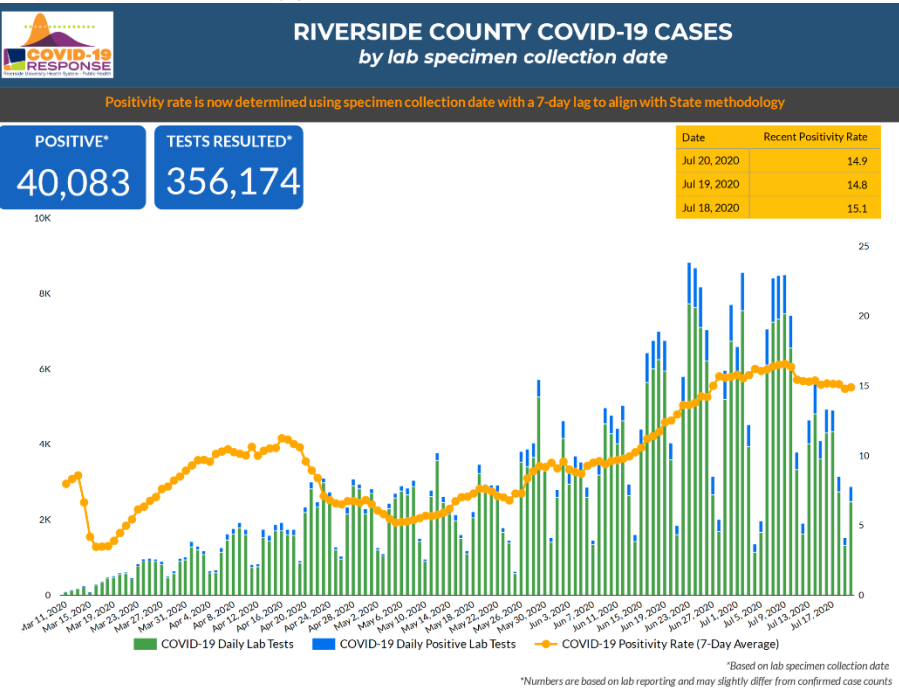
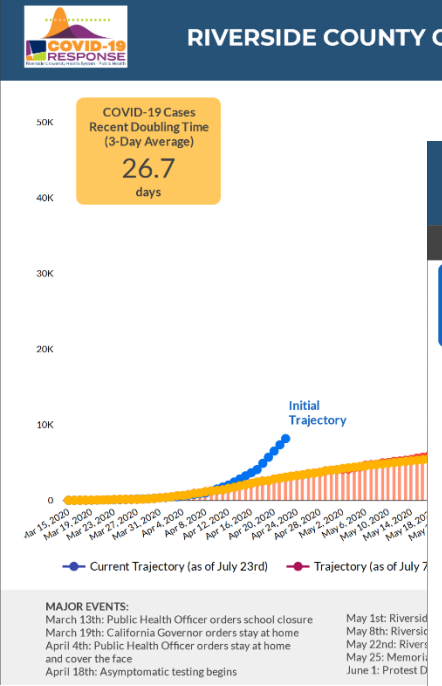
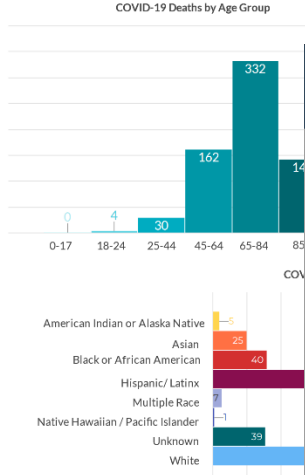
- Riverside County health officials ask residents to call 9-1-1 when they have urgent health needs [English](#) / [Spanish](#) - July 27, 2020
- [Antibody study shows coronavirus spread wider in Riverside County](#) - July 27, 2020
- [Riverside County to give out 10 million masks as part of 'Masks are Medicine' campaign](#) - July 24, 2020

Daily Epidemiology Summary updated 7-29-2020

https://www.rivcoph.org/Portals/0/Documents/CoronaVirus/July/Dashboard/6/Public%20Daily_COVID-19_Updates%20072920.pdf?ver=2020-07-29-141907-487×tamp=1596057612653

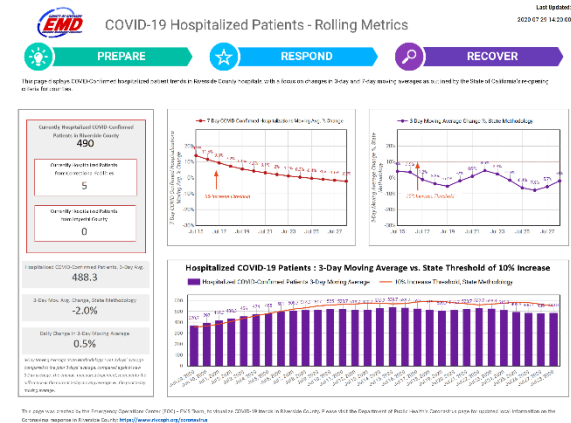
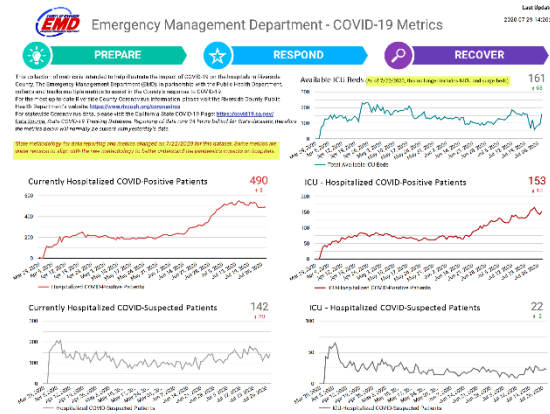


TOTAL CASES	35,187
NEW CASES	617
TOTAL DEATHS	671
NEW DEATHS	2
TOTAL RECOVERED	12,177
CURRENT HOSPITALIZED (Includes ICU)	488
CURRENT ICU	146
DOUBLING TIME	26.7



Hospital/ICU Beds Utilization Trends 7-29-2020

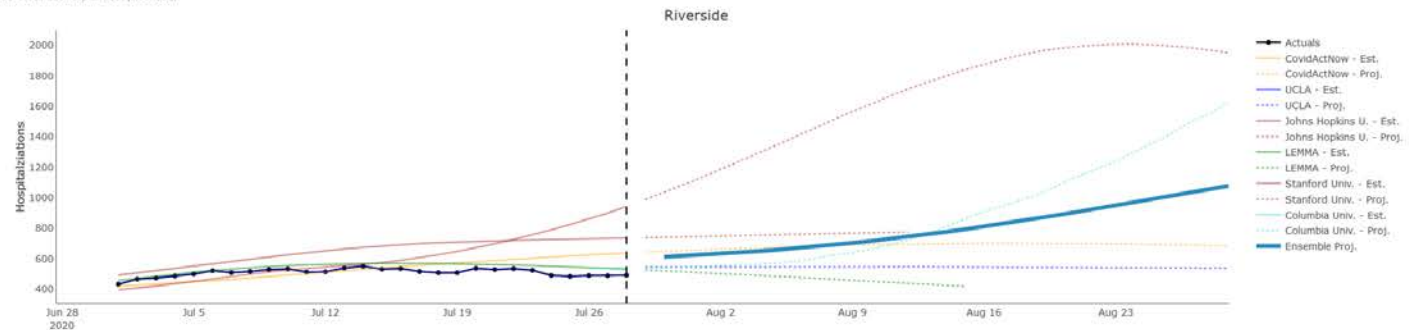
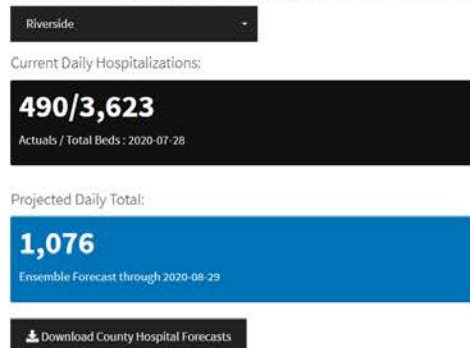
https://www.rivcoph.org/Portals/0/Documents/CoronaVirus/July/Dashboard/EMD/EMD_COVID-19_Metrics_Public_Dashboard-07292020.pdf?ver=2020-07-29-172547-220×tamp=1596068761675



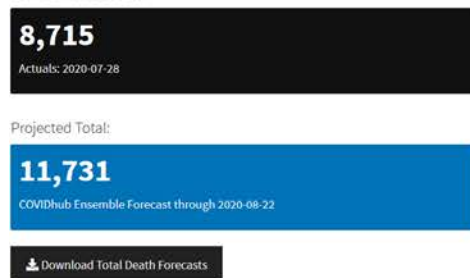
<https://calcat.covid19.ca.gov/cacovidmodels/>

California County Hospitalization Forecasts

Select a county to see how modeled number of hospitalizations compare with actual numbers to date and with the number of (licensed hospital beds (black box).

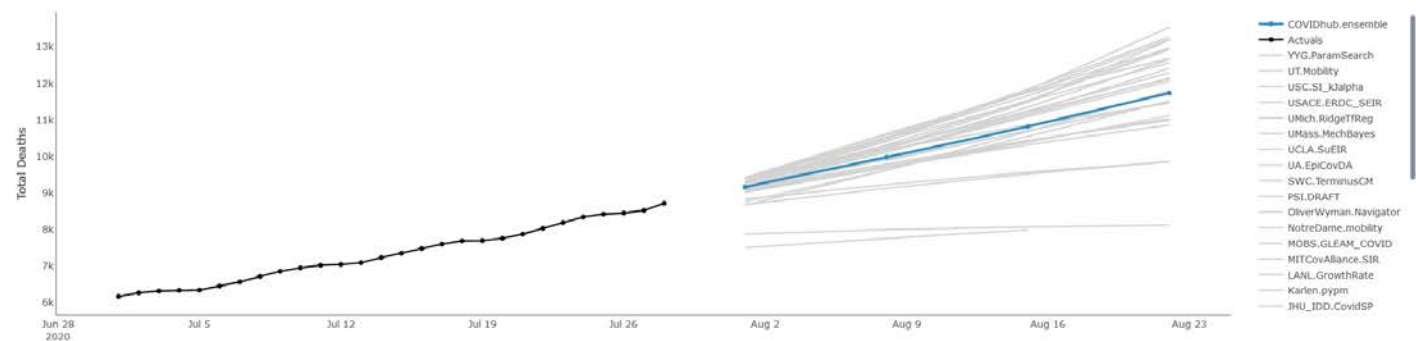


Current Total Deaths:



Statewide Total Death Forecast

The black box (left) represents the current number of total COVID deaths in California. The blue box represents the COVIDhub (ReichLab) forecasted number of total deaths at the 30 day mark based on models for California.



Weather

COVID-19 Weather Support

Issued:

1030 AM July 30 2020

NATIONAL WEATHER SERVICE
SAN DIEGO, CA

Hanford, Las Vegas, Los Angeles, San Diego, Phoenix

IMPACT SCALE

●
None

●
Minor

●
Moderate

●
High

●
Extreme

Resources

- <https://www.weather.gov/spot/>
- <https://inws.ncep.noaa.gov>
- <https://www.wrh.noaa.gov/sgx/event/dsstable.php>

(858) 675 - 8705
(24/7, Restricted)

Weather.gov/SanDiego

7-day Forecast for Counties in far Southwest CA

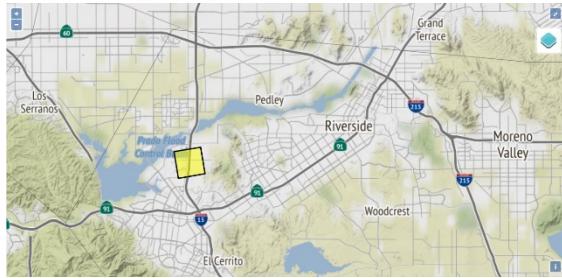
Period Jul 30 - Aug 6 (24-hr)	Orange	SW San Bernardino	All Deserts	Western Riverside	San Diego
Today	Hot Inland	Hot	Hot	Hot	Hot Inland
Friday	Hot Inland	Hot	Extremely Hot	Hot	Hot Inland
Saturday	Hot Inland	Hot	Hot	Hot	Hot Inland
Sunday	None	Warm	Hot	Warm	None
Monday	None	None	Warm	None	None
Tuesday	None	None	Warm	None	None
Wednesday	None	None	Warm Windy	None	None
Thursday	None	None	Warm Windy	None	None

Forecast Discussion

Excessive heat will persist today through the weekend, with extreme temperatures developing across the deserts and inland valleys. Friday will be the hottest day of the week with high temperatures ranging 8-15 degrees above average. Temperatures will top out at 116-122 F in the Lower Deserts, 100-108 F in the High Deserts and inland valleys, and 103-108 F across the Inland Empire. The heat may break or tie records on Friday, especially across the High Deserts and Lower Deserts.

Latest hazard threat table: <https://www.wrh.noaa.gov/sgx/event/dsstable.php>

<https://www.weather.gov/forecastpoints#>



Heat Advisory in effect until 900 pm PDT Sat. 8/1/2020

Table updated: 354 am PDT Thu. 7/30/2020 (Last Update: 441 minutes ago)

[Click for Text Forecast](#)

[SGX Forecast Discussion](#)

1 miles WSW of Norco, CA

Weekly Summary

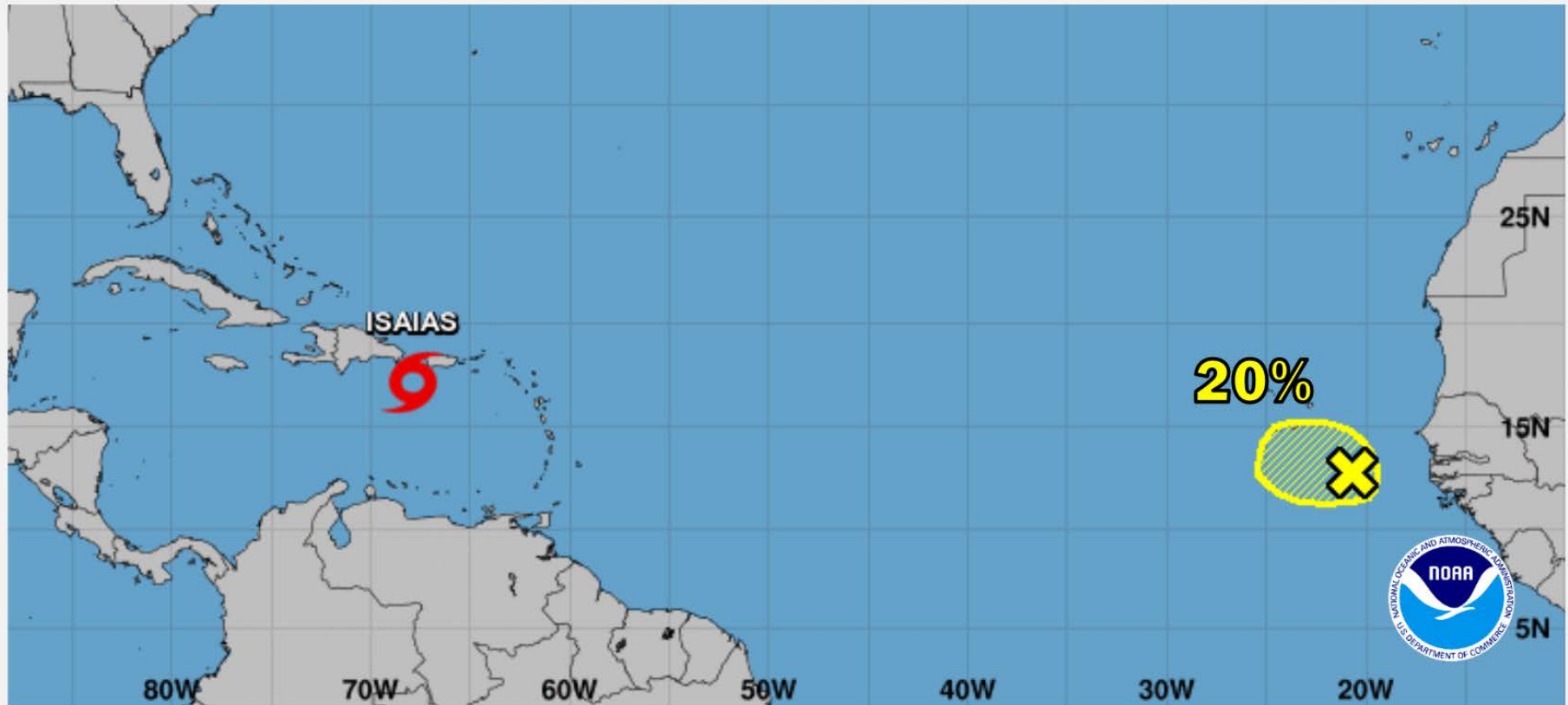
	Thu Jul 30	Fri Jul 31	Sat Aug 1	Sun Aug 2	Mon Aug 3	Tue Aug 4	Wed Aug 5
Max Temp, °F	101	105	102	98	94	91	88
Max Heat Index, °F	98	102	98	97	94	90	88
Min Temp, °F	73	73	69	69	67	65	64
Max Wind, mph	14	13	15	13	14	14	14
Min Wind, mph	3	0	1	2	2	2	2
Max Wind Gust, mph	22	21	24	22	22	23	23
Max Cloud Cover, %	6	6	5	4	6	6	5
Min Cloud Cover, %	0	3	4	4	4	5	4
Max Prob. of Precip., %	0	0	0	0	0	0	0
Max RH, %	40	48	62	60	77	84	91
Min RH, %	18	16	14	24	32	36	40
Max Dew Point, °F	55	53	56	60	60	61	62
Min Dew Point, °F	50	48	42	54	59	59	59
Min Snow Level, x1000ft.	14	13.4	12.9	12.5	12.4	12.2	11.7

Hourly Table

Day of week:	Thursday 7/30												Friday 7/31			
Time:	11AM	12PM	1PM	2PM	3PM	4PM	5PM	6PM	7PM	8PM	9PM	10PM	11PM	12AM	1AM	2AM
Weather:	☀	☀	☀	☀	☀	☀	☀	☀	☁	☁	☁	☁	☁	☁	☁	☁
Temperature (°F):	89	94	98	100	100	101	99	95	91	86	83	80	78	77	76	75
Heat Index, °F:	87	92	95	97	97	98	96	92	88	84	82	80	78	77	76	75
Wind Speed (mph):	5	7	9	12	13	13	14	13	12	8	7	6	3	2	2	2
Wind Gust (mph):	9	13	16	20	21	21	22	22	20	15	13	12	7	6	6	7
Wind Direction (°):	290	280	280	270	270	260	260	270	270	270	270	280	260	210	200	70
Wind Direction:	➔	➔	➔	➔	➔	➔	➔	➔	➔	➔	➔	➔	➔	↖	↖	↖
Prob. of Precip. (%):	0	0	0	0	0	0	0	0	0	0	0	0	0	0	0	0
Prob. of Thunder (%):	-	-	-	-	-	-	-	-	-	-	-	-	-	-	-	-
Precip. Amount (in.):	-	-	-	-	-	-	-	-	-	-	-	-	-	-	-	-
Snow (in.):	-	-	-	-	-	-	-	-	-	-	-	-	-	-	-	-
Ice (in.):	-	-	-	-	-	-	-	-	-	-	-	-	-	-	-	-
Dew Point (°F):	55	53	51	50	50	50	50	51	52	53	53	52	52	52	51	51
RH (%):	32	25	21	19	18	18	20	23	27	32	36	39	40	42	42	43
Sky Cover (%):	3	3	2	2	1	1	0	2	5	6	6	6	5	5	5	5
Snow Level (x1000 ft.):	14	14	14	14	14	14	14.2	14.2	14.2	14.2	14.2	14.2	14.2	14.1	14.1	14.1

Atlantic Overview

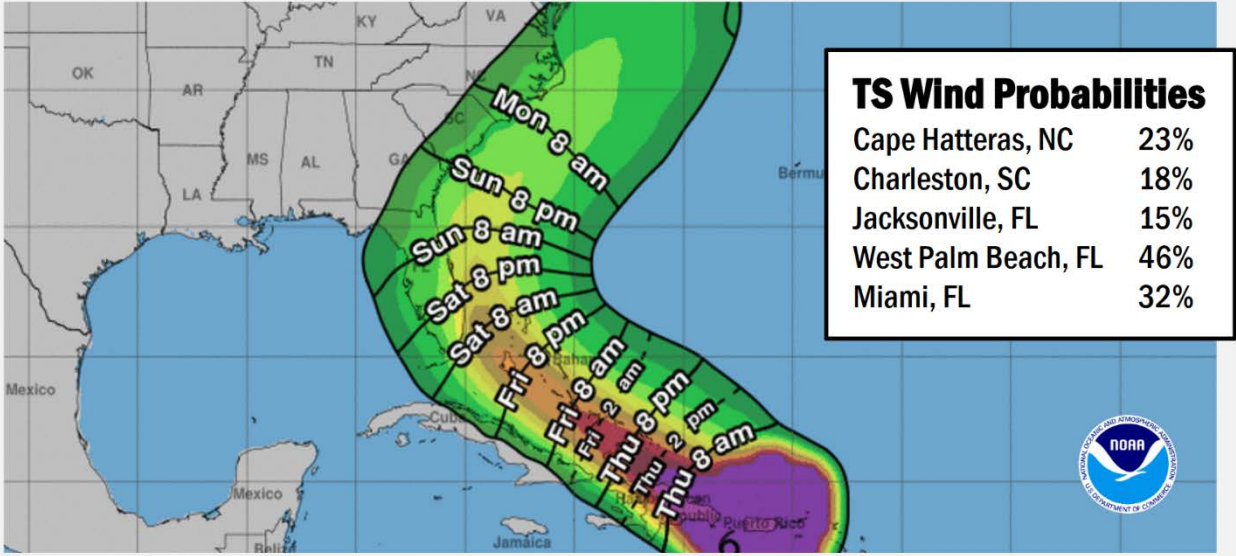
TROPICAL OUTLOOK



Tropical Storm Isaias FORECAST TRACK



Tropical Storm Isaias MOST LIKELY ARRIVAL OF TS WINDS



Tropical Storm Isaias – Response



FEMA

Situation:

The center of Isaias will move over Hispaniola late today and near the Southeastern Bahamas by early Friday. Little change in strength is anticipated until landfall in Dominican Republic later today, with re-strengthening forecast on Friday and Saturday

Impacts:

- PR: significant rainfall & wind; some road & vegetation flooding, all Lifelines are Green
- PR: wide spread power outage; re-establishing will begin today
- DRC #4 in the Municipality of Ponce and DRC #17 in the Municipality of Guanica will be temporarily closed today
- Port closures: USVI & PR for inbound traffic
- USVI: All Lifelines are Green; no unmet needs

Response:

FEMA REGION I:

- IMAT deployed to PR; MERS deployed to USVI & PR

FEMA REGION II:

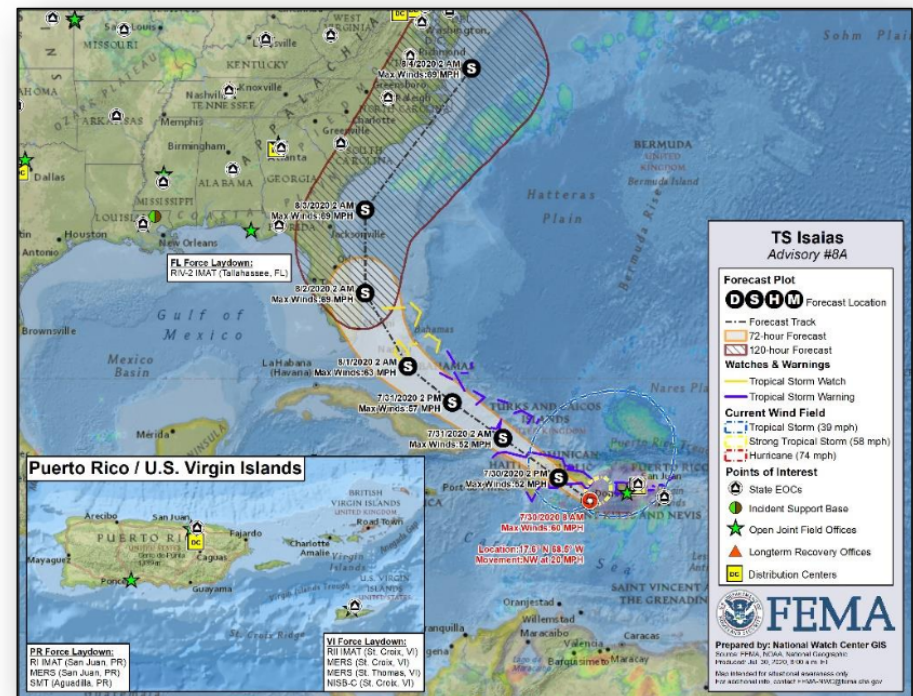
- RRCC at Level II; IMAT deployed to USVI
- PR EOC at Full Activation (COVID-19); USVI EOC at Partial Activation (COVID-19)

FEMA REGION IV:

- IMAT-2 deployed to FL

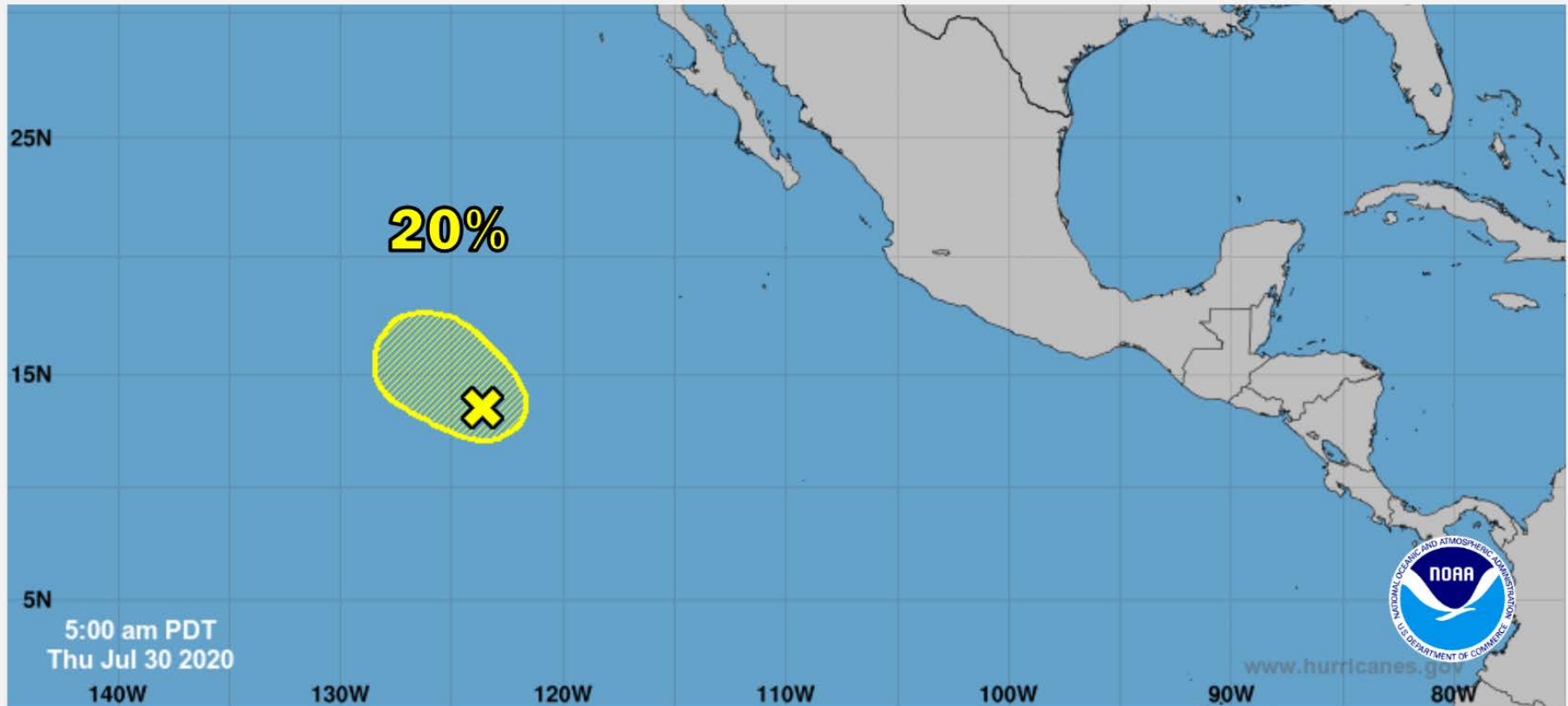
FEMA HQ:

- National ISB team and select SMT personnel deployed to USVI & PR
- USACE deployed personnel to USVI & PR
- One DCE for PR and one DCE for USVI are deployed
- US&R on standby; 2hrs alert
- USVI and PR Emergency Declarations Approved July 29th
- NRCC remains activated to Level I (COVID-19)



East Pacific Overview

TROPICAL OUTLOOK

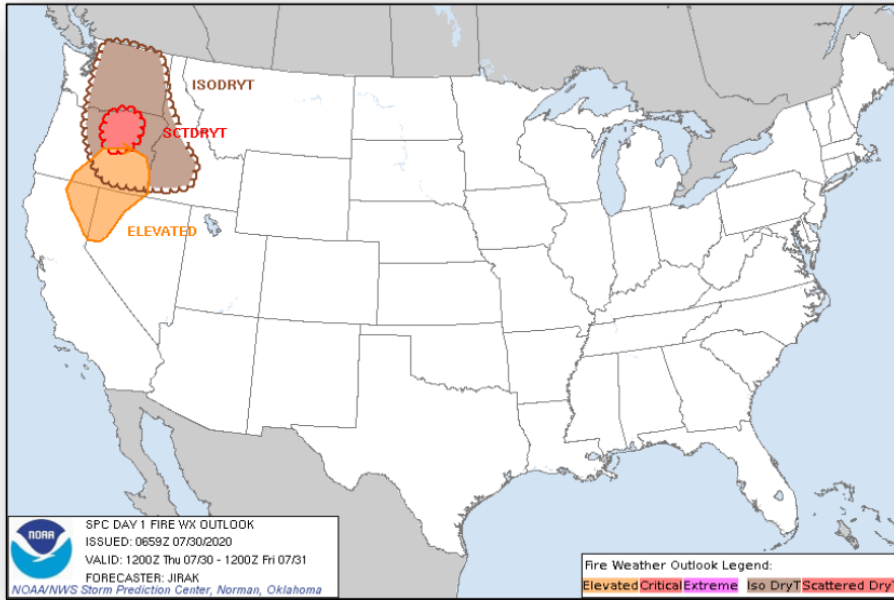


Central Pacific Overview

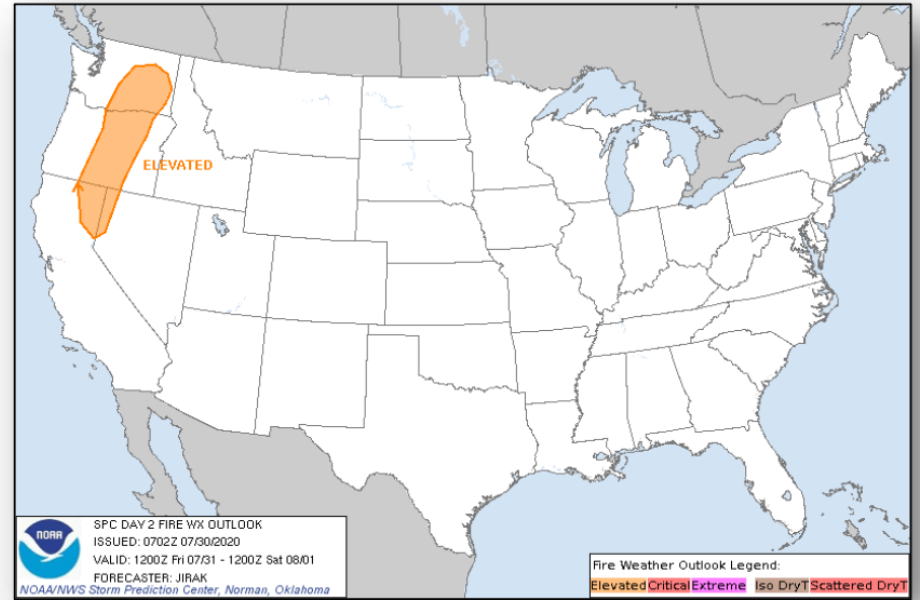
TROPICAL OUTLOOK



Fire Weather Outlook



Today



Tomorrow

Hazards Outlook – Aug 1-5



FEMA

