



****Extraordinary Assumptions:** There are a lot of different data sources in this report not all of them match but aid to provide an overall picture of the current situation. COVID-19 Data Source Comparison - https://covid-19.splunkforgood.com/covid_19_datasource_comparison

Daily Situation Summary

Wednesday, July 29, 2020

As of 10:00 AM

COVID-19 by the Numbers

07/29/2020	Riverside	Imperial	Kern	Los Angeles	Orange	San Bernardino	San Diego	San Luis Obispo	Sana Barbra	Ventura	California	United States	Global
Total Cases	35,822	7,789	17,994	176,351	34,649	29,928	27,509	1,612	6,026	6,998	466,550	4,280,135	16,529,815
New Cases	186	8	600	2,029	297	383	523	47	87	154	6,000	54,448	181,895
Total Cases Per Capita	1,503	4,322	2,038	1,746	1,095	1,402	833	573	1,358	825	1,192	1,297	216
New Cases Per Capita	8	4	68	20	9	18	16	17	20	18	15	16	2
Recovered	12,489	7,959	5,399	Not Reported	21,066	20,044	20,340	1,261	5,566	3,675	151,890	2,190,356	10,509,542
Total Deaths	671	181	123	4,375	566	384	533	8	32	67	8,518	147,672	650,069
New Deaths	34	0	0	15	2	1	0	0	0	0	73	1,126	3,428
Deaths Per Capita	28.15	100.44	13.93	43.33	17.89	17.98	16.14	2.84	7.21	7.90	21.76	44.75	8.48
Presumptive active cases	22,662	-351	12,472		13,017	9,500	6,636	343	428	3,256	306,142	1,942,107	5,370,204
% of State's Cases	7.68%	1.67%	3.86%	37.80%	7.43%	6.41%	5.90%	0.35%	1.29%	1.50%	10.90%	25.89%	
Currently in Hospitals	609	82	275	2,599	685	688	432	15	87	115	8,317		
Total Hospital Beds	3,463	261	1,389	18,716	6,182	4,516	5,889	471	666	1,297	66,080		
Currently in ICU	143	27	69	576	203	179	108	4	24	24	1,975		
ICU Beds Available	93	2	51	901	383	210	287	20	59	53	2,844		
Case Fatality Rate	1.9%	2.3%	0.7%	2.5%	1.6%	1.3%	1.9%	0.5%	0.5%	1.0%	1.8%	3.5%	3.9%
Population*	2,383,286	180,216	883,053	10,098,052	3,164,182	2,135,413	3,302,833	281,455	443,738	848,112	39,148,760	330,015,000	7,667,071,000
% of Population	6.09%	0.46%	2.26%	25.79%	8.08%	5.45%	8.44%	0.72%	1.13%	2.17%	0.14%	0.0558%	

Sources: CDPH, WHO, CDC

The date for which case statistics and hospital data were reported. Hospital COVID data are self-reported through a portal managed by the California Hospital Association and pulled at 2pm. COVID case statistics are reported by local health departments to CalREDIE and are pulled at 2pm. Hospital data and case statistics are integrated by the California Department of Technology and made available through the Open Data Portal the following morning. CA Open Data Portal is at least 24 Hours behind

*California-Demographics.com is made by Cubit - a demographic data provider & census.gov

Presumptive active cases - A calculation (Total Cases - Recovered - Dead) (LA County does not report recovery rates and Imperial County case data reporting is delayed)

News
More detail on page 3

US Data
More detail on page 5

Riverside County Data
More detail on page 10

Information
More detail on page 4

State Data
More detail on page 9

Weather
More detail on page 11

News

Russia claims it's on track to approve Covid-19 vaccine by mid-August. But speed of process raises questions

- Russia intends to be the first in the world to approve a coronavirus vaccine, in less than two weeks -- despite concerns about its safety, effectiveness and over whether the country has cut essential corners in development, CNN has learned.
- Russian officials told CNN they are working toward a date of August 10 or earlier for approval of the vaccine, which has been created by the Moscow-based Gamaleya Institute.
- It will be approved for public use, with frontline healthcare workers getting it first, they said.
- "It's a Sputnik moment," said Kirill Dmitriev, head of Russia's sovereign wealth fund, which is financing Russian vaccine research, referring to the successful 1957 launch of the world's first satellite by the Soviet Union.
- "Americans were surprised when they heard Sputnik's beeping. It's the same with this vaccine. Russia will have got there first," he added.
- But Russia has released no scientific data on its vaccine testing and CNN is unable to verify its claimed safety or effectiveness. Critics say the country's push for a vaccine comes amid political pressure from the Kremlin, which is keen to portray Russia as a global scientific force.
- There are also wide concerns the human testing of the vaccine is incomplete.
<https://www.cnn.com/2020/07/28/europe/russia-coronavirus-vaccine-approval-intl/index.html>

Economic Uncertainty Drives Gold Price To A Record High

- In uncertain economic times, investors tend to put their money in gold. So it's perhaps little surprise that gold prices started to rise at the beginning of the year as the coronavirus started spreading in China and Europe and investors feared a global economic downturn.
- Gold prices have soared nearly 30% so far this year. On Monday, the settlement price for gold futures reached a record high of \$1,931 per ounce — and many analysts predict gold will top \$2,000 by September.
<https://www.npr.org/sections/coronavirus-live-updates/2020/07/27/895975866/economic-uncertainty-drives-gold-price-to-a-record-high>

Hundreds Of Unmasked Faithful Gather At Murrieta Valley HS

- School campuses are closed, and in-person classes will not take place at the start of this new school year, but hundreds are turning out for Sunday morning worship services at Murrieta Valley High School — and God is the priority, not strict adherence to coronavirus safety measures.
- Faith Bible Church members appeared jubilant to be at Sunday's 8 a.m. outdoor service at MVHS's Nighthawk Stadium. Their vehicles nearly filled the campus's main parking lot. Families of all ages donned summer clothes amid sunny, warm conditions. Hundreds filed in through the school's gate, where mask-wearing church greeters took forehead temperatures of all who entered. Food was brought in for attendees.
- The church is not ignoring COVID-19 safety precautions, according to Pleasnick. The temperature checks are taken to ensure that no one entering is 100° or higher; hand-sanitizer stations are available in multiple locations; and objects are not passed from person to person, he explained.

- The church's children's ministry has been eliminated for the time being, and services are held outdoors in a space that can hold up to five-times the number of people gathered, Pleasnick added.
- Nighthawk Stadium can hold up to 4,000 people.

https://patch.com/california/lakeelsinore-wildomar/s/h6wxm/hundreds-of-unmasked-faithful-gather-at-murrieta-valley-hs?utm_term=article-slot-1&utm_source=newsletter-daily&utm_medium=email&utm_campaign=newsletter

Expect Early Closing Time, Face Masks Everywhere In Palm Springs

- The city of Palm Springs issued new restrictions Monday that will close drinking and dining establishments at 11 p.m. each night beginning at the end of the month.
- "Effective at noon, July 31, 2020, to the extent allowed to be operating pursuant to state, county and local orders, all restaurants, bars, wineries, distilleries and breweries shall thereafter be closed from 11 p.m. to 5 a.m. every day. Guests may not be seated after 10 p.m. Guests already seated at 10 p.m. may be allowed by the operator to remain in the facility until 11 p.m.," according to a statement from the city.
- "Only staff needed to close, open or clean shall be in the facility between the hours of 11 p.m. and 5 a.m.," the statement said.

https://patch.com/california/lakeelsinore-wildomar/s/h6wg9/expect-early-closing-time-face-masks-everywhere-in-palm-springs?utm_source=alert-breakingnews&utm_medium=email&utm_campaign=alert

One Good Thing

- Stories about the kindness of strangers and individuals who sacrifice for others.
<https://apnews.com/OneGoodThing> & <https://www.goodnewsnetwork.org/>

Information

4 Top Asks Students Have for Colleges (opinion)

- Despite their best efforts to train staff to deliver virtual lectures, troubleshoot IT issues, respond to student queries and tackle dozens of other challenges that accompany the decision to take the fall 2020 semester online, colleges and universities are still faced with the big question: Will it all be enough?
- Nearly half of high school seniors in the United States are likely to defer enrollment or look for a different institution if faced with remote learning this fall, according to a McKinsey and Company report, and 50 to 70 percent of college students expect tuition discounts if online lectures are the new normal in the approaching semester.
- Not exactly encouraging numbers for beleaguered institutions, which are already battling revenue losses on multiple fronts and are in no position to reduce tuition. It is also worth noting that high school seniors, who have already had to settle for virtual graduations and online prom, aren't keen to begin college life from their bedrooms and have had a nice, long lockdown to figure out what else they could be doing with their time come September.
 - **No. 1: Evidence of investment in initiatives that support career building during the pandemic**
 - **No. 2: A real answer to the question "What will college look like in the fall?"**
 - **No. 3: Reassurance that colleges will adapt without compromising traditional benefits**
 - **No. 4: Clarity about networking opportunities with peers, alumni and employers**

<https://www.insidehighered.com/views/2020/07/28/four-key-things-students-say-they-want-college-fall-opinion>

FEMA Launches its Website Redesign (<https://www.fema.gov/>)

- Use of U.S. Web Design System to help the federal government design and build better online experiences for the American public. These new design elements strive for simplicity and consistency.
- Feature of resources for preparedness, response operations, or agency initiatives on homepage, to include the ability to spotlight FEMA staff fulfilling the FEMA mission and visually tell the FEMA story on homepage.
- Adoption of a new Geo-filter function on homepage that allows users to enter their state or zip code to see relevant disaster declarations, alerts, news releases, and other state-specific information.
 - To help users quickly access information related to current agency activities, on the lower portion of the homepage we have introduced boxes which will be used to provide key facts, resources, upcoming events, success stories or other initiatives.
 - The site includes a menu bar at the top of every page to help users navigate. Menu items have been simplified and are organized by content for key audiences: Disasters & Survivors, Grants, Flood Insurance & Maps, Emergency Management, About and Work with Us.
 - The footer of our webpage includes important links and easy access to FEMA social media accounts.

Some scientists are taking a DIY coronavirus vaccine, and nobody knows if it's legal or if it works

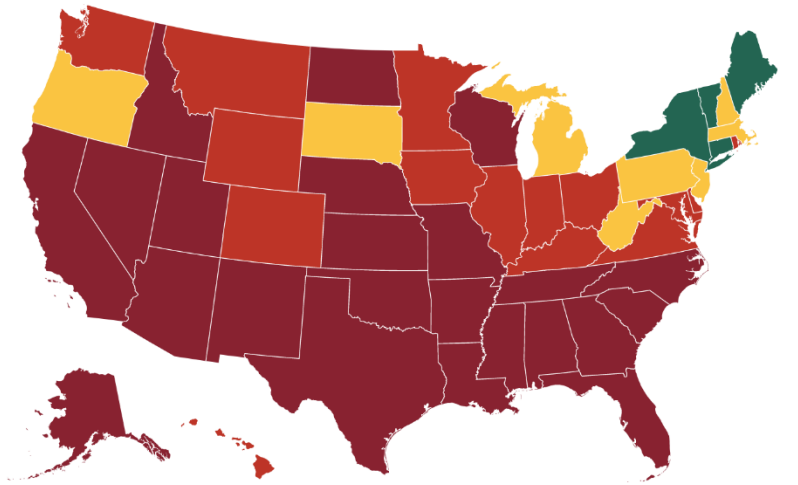
<https://www.technologyreview.com/2020/07/29/1005720/george-church-diy-coronavirus-vaccine/>

U.S. Data

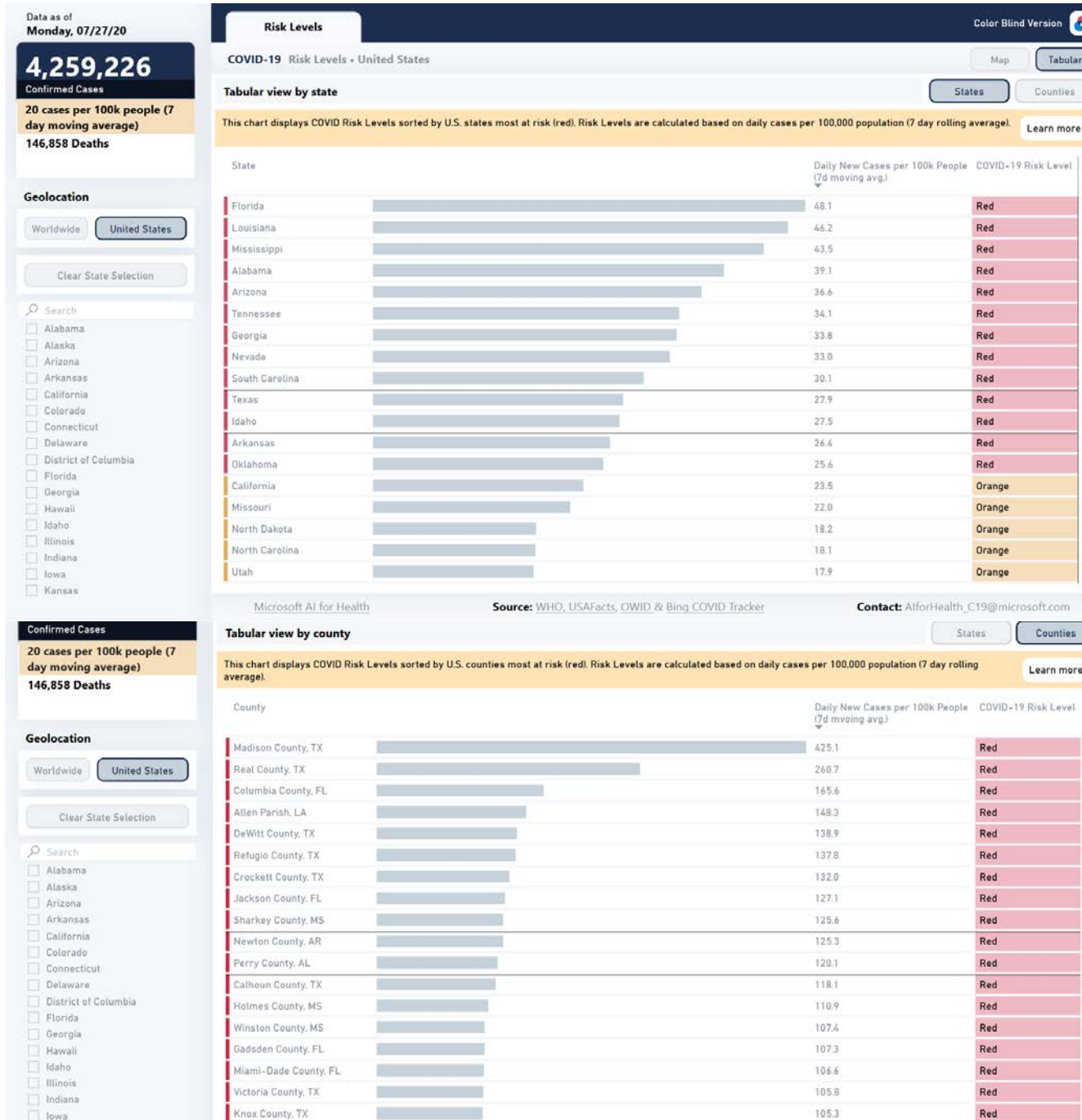
<https://www.covidexitstrategy.org/>

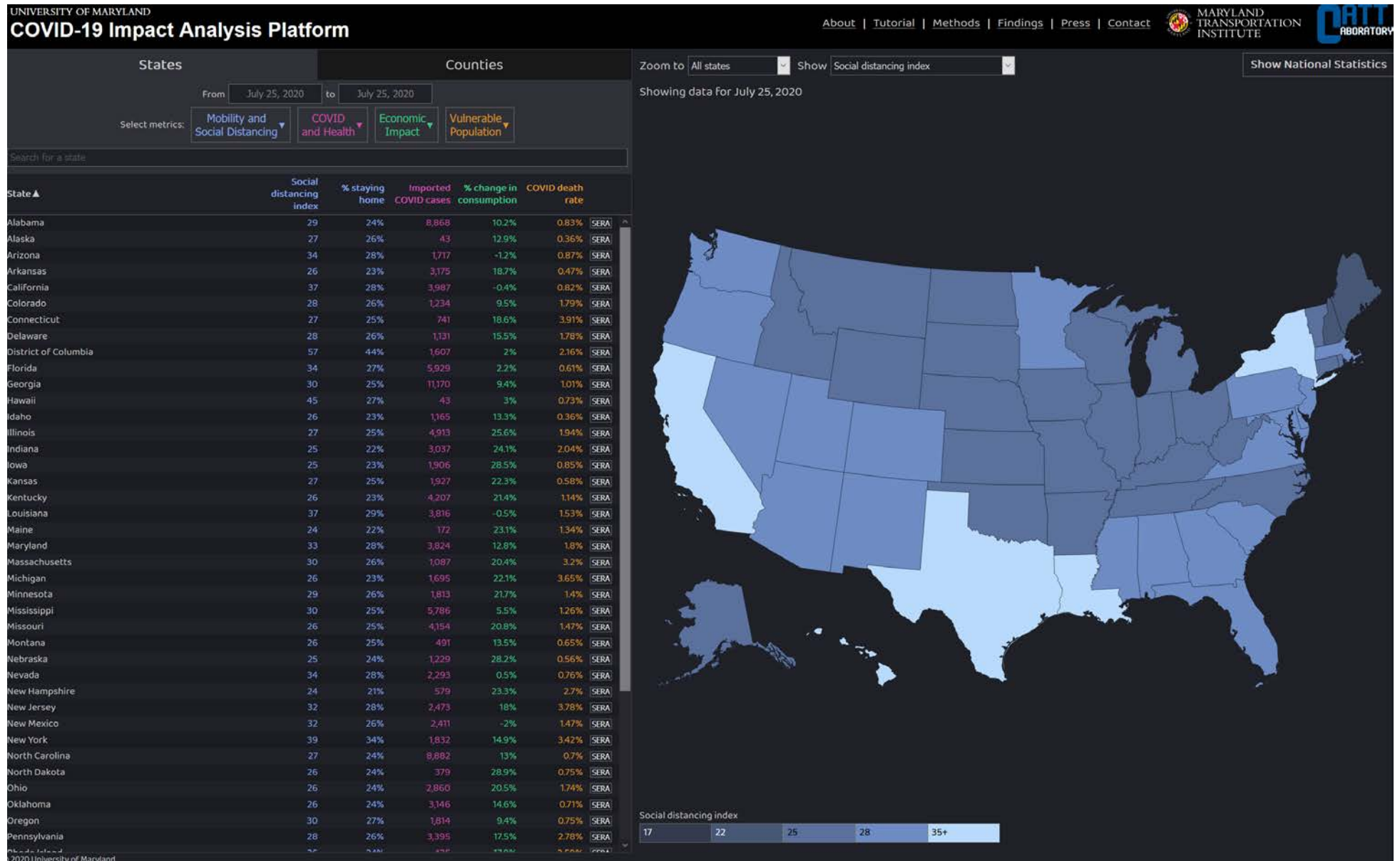
Tracking Our COVID-19 Response

Each state's progress towards a new normal



STATE NAME	14-DAY TREND OF COVID+	LAST 14 DAYS OF COVID+ (ROLLING)	INFLUENZA-LIKE ILLNESS	% OF TEST TARGET	ICU OCCUPIED	NEW CASES PER MILLION PER DAY	COVID+ RATE IS
Alabama 🚩	-1% Flat	1.7k 1.7k	Minimal Level 1	126%	N/A% HHS not reporting	350	18.5% Increasing
Alaska 🟢	104% Increasing	58 118	Minimal Level 1	457%	N/A% HHS not reporting	161	2.3% Increasing
Arizona 🟡	-24% Decreasing	3.2k 2.5k	Minimal Level 1	108%	N/A% HHS not reporting	339	20.7% Decreasing
Arkansas 🚩	-4% Flat	826 789	Minimal Level 1	158%	N/A% HHS not reporting	262	11.0% Decreasing
California 🚩	13% Increasing	8.3k 9.4k	Minimal Level 1	211%	N/A% HHS not reporting	238	7.5% Flat
Colorado 🟡	32% Increasing	432 571	Minimal Level 1	81%	N/A% HHS not reporting	99	8.1% Increasing
Connecticut 🟢	86% Increasing	75 140	Minimal Level 1	239%	N/A% HHS not reporting	39	1.1% Increasing
Delaware 🚩	24% Increasing	84 104	Minimal Level 1	158%	N/A% HHS not reporting	107	4.5% Increasing
District of Columbia 🚩	35% Increasing	55 74	Minimal Level 1	300%	N/A% HHS not reporting	105	2.3% Increasing
Florida 🚩	-8% Decreasing	11.1k 10.3k	Low Level 4	168%	N/A% HHS not reporting	480	19.0% Flat
Georgia 🚩	9% Increasing	3.4k 3.7k	Low Level 5	172%	N/A% HHS not reporting	351	13.6% Decreasing
Hawaii 🚩	65% Increasing	28 45	Minimal Level 1	49%	N/A% HHS not reporting	32	4.3% Increasing
Idaho 🚩	8% Increasing	454 490	Low Level 4	104%	N/A% HHS not reporting	274	17.4% Increasing





COVID-19 Update



Situation: Upward trajectory in COVID-19 case count continues across 23 (+3) states, with 4 (-2) states in a plateau status, and 29 (-1) states on a downward trajectory. 28,379 (- 67) Federal employees deployed / activated; 2,160 (-28) FEMA employees deployed.

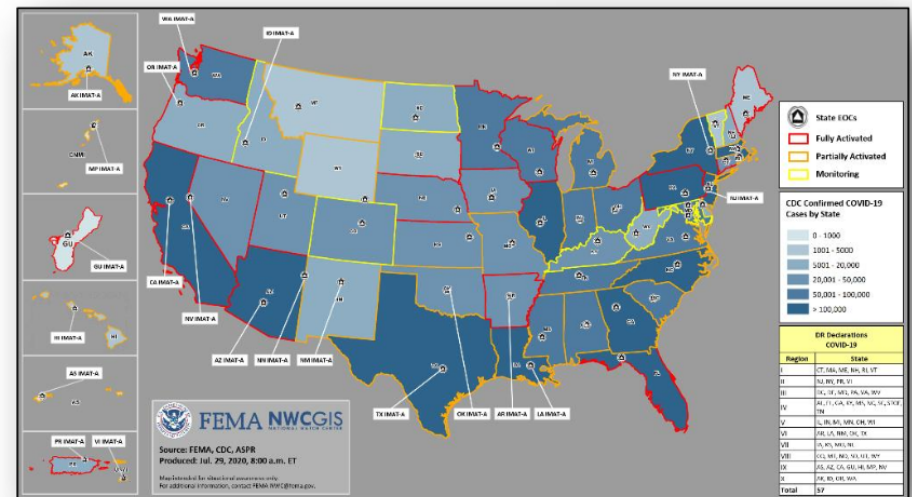
Nationwide Testing: 55,375,196 (+1,657,170) cumulative (as of July 28)

COVID-19 positive cases continue to increase globally (CDC COVID-19 Response Update as of July 28)

- Confirmed Cases of COVID-19
 - United States: 4,280,135 (+54,448)
 - Worldwide: 16,114,449 (+254,274)
- Deaths caused by COVID-19
 - United States: 147,672 (+1,126)
 - Worldwide: 646,641 (+5,490)

Response:

- NRCC at Level I
- Regions I, II, III, V, VI, & X RRCCs at Level III
- Regions IV, VII, VIII, & IX RRCCs are rostered
- Regions VII & IX COVID-19 response being worked from the Virtual JFO
- NWC, all RWCs, and MOCs are monitoring



(COVID-19 SLB, July 28)

State Data

<https://covid19.ca.gov/>
<https://update.covid19.ca.gov/#top>
<https://www.cdph.ca.gov/Programs/CID/DCDC/Pages/Immunization/ncov2019.aspx#>

Statewide industry guidance to reduce risk

<https://covid19.ca.gov/industry-guidance/#top>
<https://www.cdph.ca.gov/Programs/CID/DCDC/Pages/Guidance.aspx>

Open sectors in counties with variance

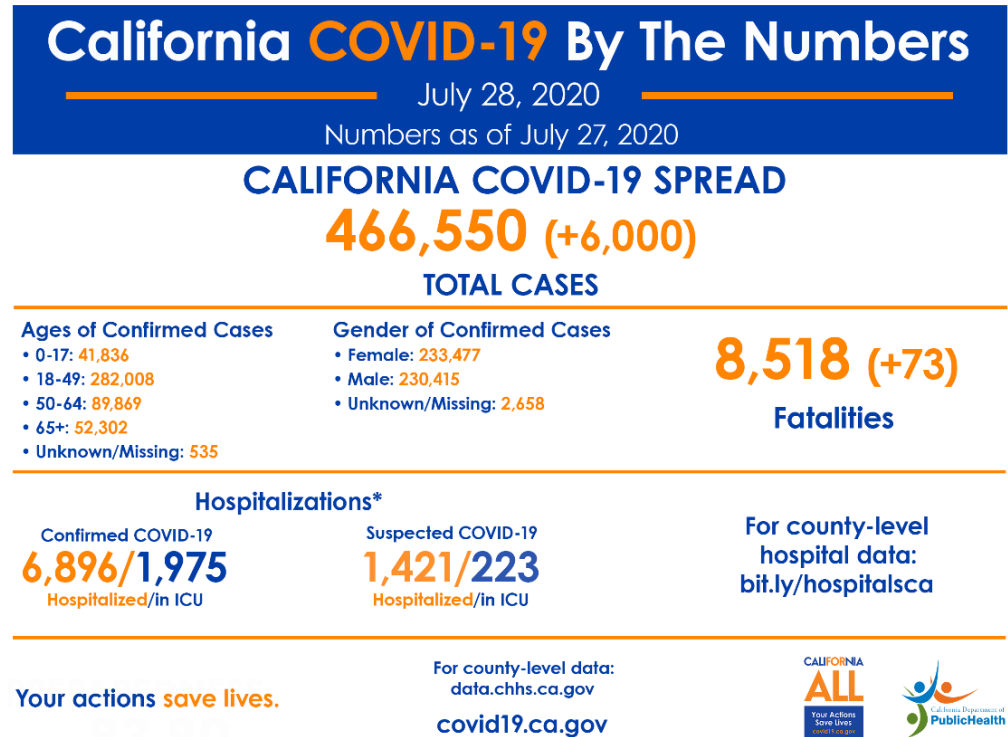
<https://covid19.ca.gov/roadmap-counties/#track-data>
<https://covid19.ca.gov/roadmap-counties/>

Data models

<https://covid19.ca.gov/data-and-tools/>

Take the State survey

<https://www.surveymonkey.com/r/W56KTRS?source=covid>



Riverside County Data

<https://www.rivcoph.org/coronavirus>

RUHS Public Health:

- Riverside County health officials ask residents to call 9-1-1 when they have urgent health needs [English](#) / [Spanish](#) - July 27, 2020
- [Antibody study shows coronavirus spread wider in Riverside County](#) - July 27, 2020
- [Riverside County to give out 10 million masks as part of 'Masks are Medicine' campaign](#) - July 24, 2020

Daily Epidemiology Summary updated 7-28-2020

https://www.rivcoph.org/Portals/0/Documents/CoronaVirus/July/Dashboard/6/Public_Daily_COVID-19_Updates_7.28.20.pdf?ver=2020-07-28-153459-207×tamp=1595975706420

RIVERSIDE COUNTY COVID-19 CASES DATA SUMMARY

TOTAL CASES
35,187

NEW CASES
617

TOTAL DEATHS
671

NEW DEATHS
2

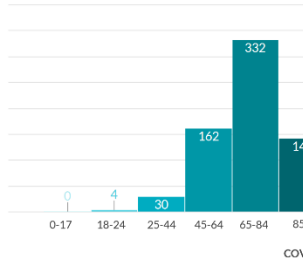
TOTAL RECOVERED
12,177

CURRENT HOSPITALIZED (includes ICU)
488

CURRENT ICU
146

DOUBLING TIME
26.7

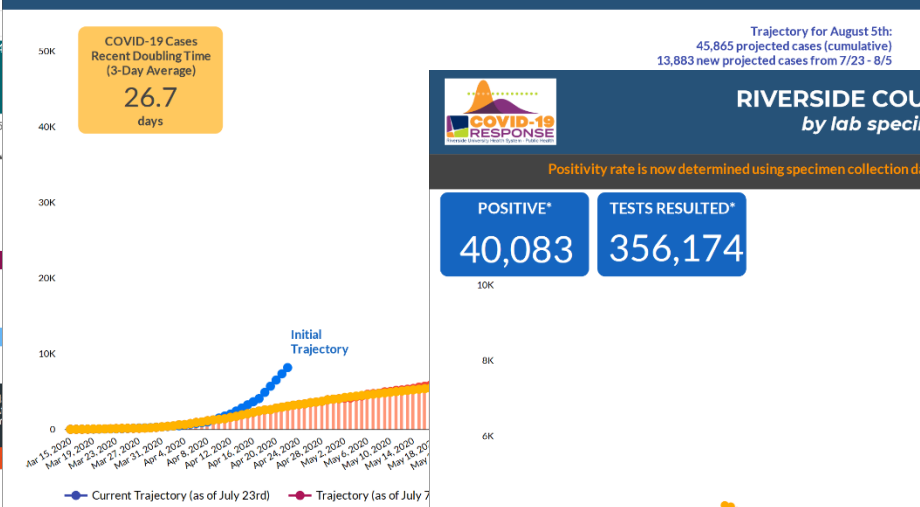
COVID-19 Deaths by Age Group



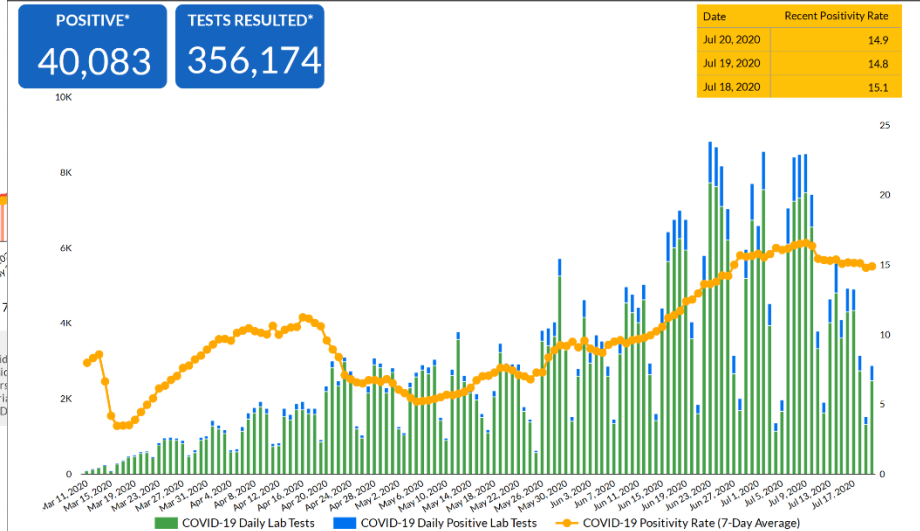
COVID-19 Deaths by Sex

390

RIVERSIDE COUNTY COVID-19 TRAJECTORY



RIVERSIDE COUNTY COVID-19 CASES by lab specimen collection date





MAJOR EVENTS:
 March 13th: Public Health Officer orders school closure
 March 19th: California Governor orders stay at home
 April 4th: Public Health Officer orders stay at home and cover the face
 April 18th: Asymptomatic testing begins
 May 1st: Riverside
 May 8th: Riverside
 May 22nd: Riverside
 May 25: Memorial Day
 June 1: Protest Day

Weather

COVID-19 Weather Support

Issued:

1100 AM July 27 2020

IMPACT SCALE

●
None

●
Minor

●
Moderate

●
High

●
Extreme

Resources

- <https://www.weather.gov/spot/>
- <https://inws.ncep.noaa.gov>
- <https://www.wrh.noaa.gov/sgx/event/dsstable.php>

(858) 675 - 8705
(24/7, Restricted)

Weather.gov/SanDiego

7-day Forecast for Counties in far Southwest CA

Period Jul 27 - Aug 3 (24-hr)	Orange	SW San Bernardino	All Deserts	Western Riverside	San Diego
Today	None	None	Warm Breezy	None	None
Tuesday	None	None	Warm Breezy	None	None
Wednesday	None	None	Warm	None	None
Thursday	None	Warm	Hot	Warm	None
Friday	Very Warm	Hot	Hot	Hot	Very Warm
Saturday	Warm	Hot	Hot	Hot	Warm
Sunday	None	Warm	Hot	Warm	None
Monday	None	Warm	Hot	Warm	None

Forecast Discussion

Heat will build through this week, with excessive heat likely across the deserts and inland valleys starting on Thursday. The heat looks to peak on Friday, with high temperatures ranging 5 to 10 degrees above average. Temperatures will top out near 115-120 F for the Lower Deserts, 105 F in the High Deserts, and 100-105 F across the Inland Empire. Elsewhere, expect widespread 90's for inland valleys, upper 80's to low 90's in the mountains, and some coastal spots reaching the low 80's.

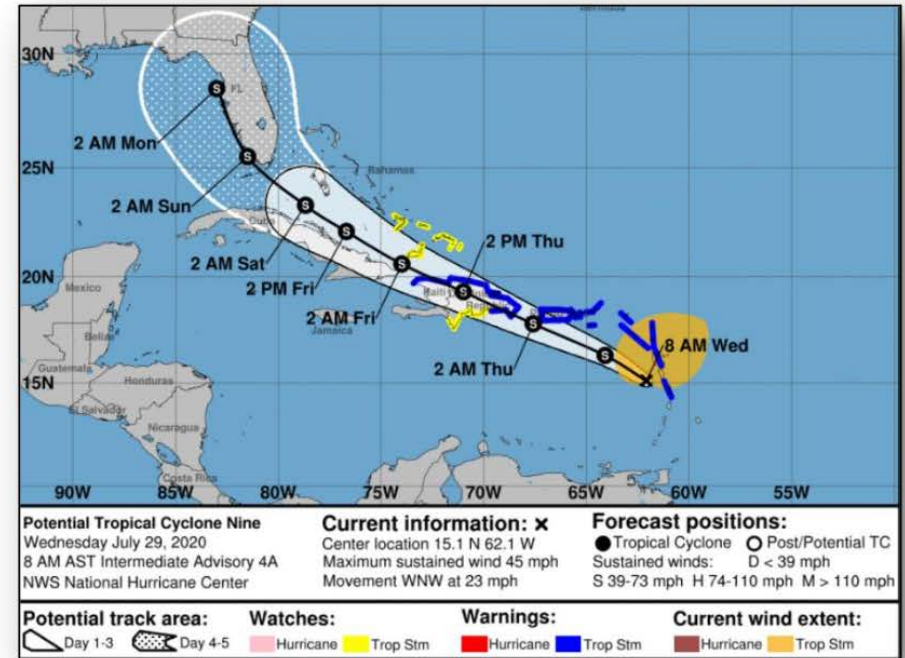
Latest hazard threat table: <https://www.wrh.noaa.gov/sgx/event/dsstable.php>
<https://www.weather.gov/forecastpoints#>

Tropical Outlook – Atlantic



Potential Tropical Cyclone Nine (Advisory 4A # as of 8:00 a.m. ET)

- Located 350 miles ESE of San Juan, Puerto Rico
- Maximum sustained winds of 45 mph
- Moving WNW at 23 mph
- Tropical-storm-force winds extend up to 275 miles
- Some increase in strength is forecast today, with weakening likely on tomorrow due to land interaction, and some re-strengthening possible later this week
- Forecast to become a Tropical Storm later today
- Tropical Storm Warnings in effect for Puerto Rico and the USVI



Potential Tropical Cyclone Nine – Response

Situation:

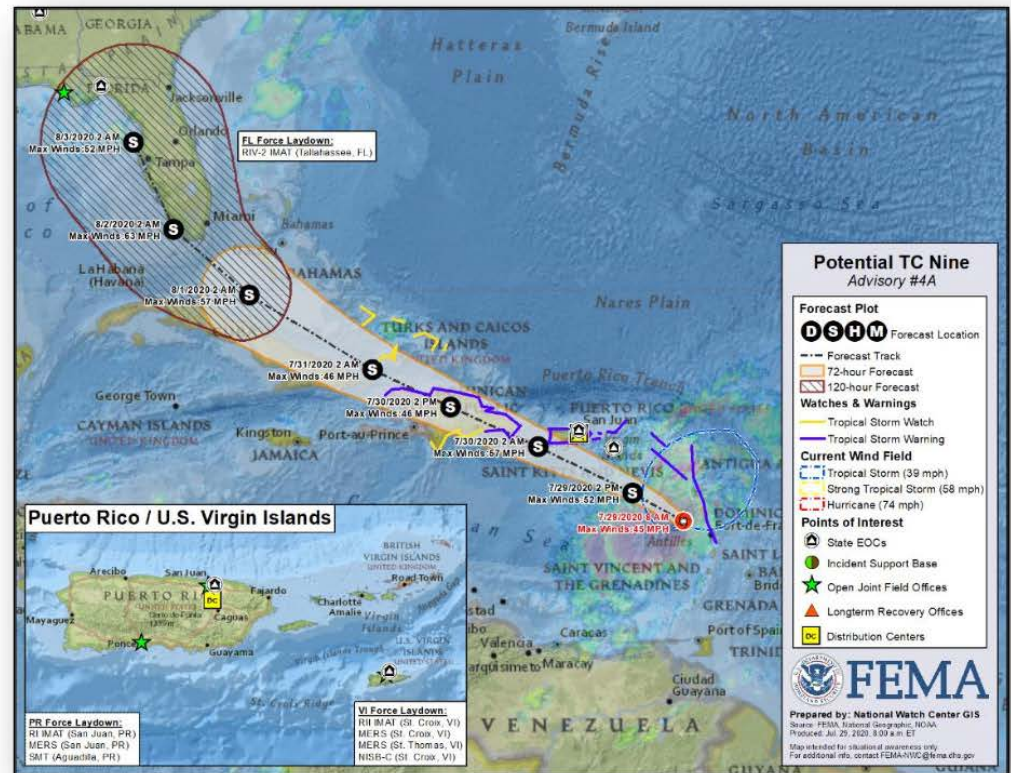
The system is forecast to move near or over the Virgin Islands and Puerto Rico tonight, near or over Hispaniola tomorrow, and near or over the southeastern Bahamas Friday

Potential Impacts:

- Rain accumulations of 3 to 6 inches with maximum amounts of 10 inches forecast across USVI and Puerto Rico.
- Life threatening flash flooding, mudslides, rip currents, and potential riverine flooding possible
- DRC #4 in the Municipality of Ponce and DRC #17 in the Municipality of Guanica will be temporarily closed today
- Power been restored in PR; power plant was brought back online
- Port closures: USVI & PR for inbound traffic

Response:

- PR EOC at Full Activation (COVID-19);
- USVI EOC at Partial Activation (COVID-19)
- Governors of USVI and PR requested Emergency Declarations
- Region II RRCC at Level II; IMAT deploying to USVI
- Region I IMAT deployed to PR
- National ISB team and select SMT personnel deployed to USVI & PR
- Maynard MERS deploying to USVI & PR
- USACE deploying personnel to USVI & PR
- One DCE for PR and one DCE for USVI are deploying
- US&R on standby
- NRCC remains activated to Level I (COVID-19)



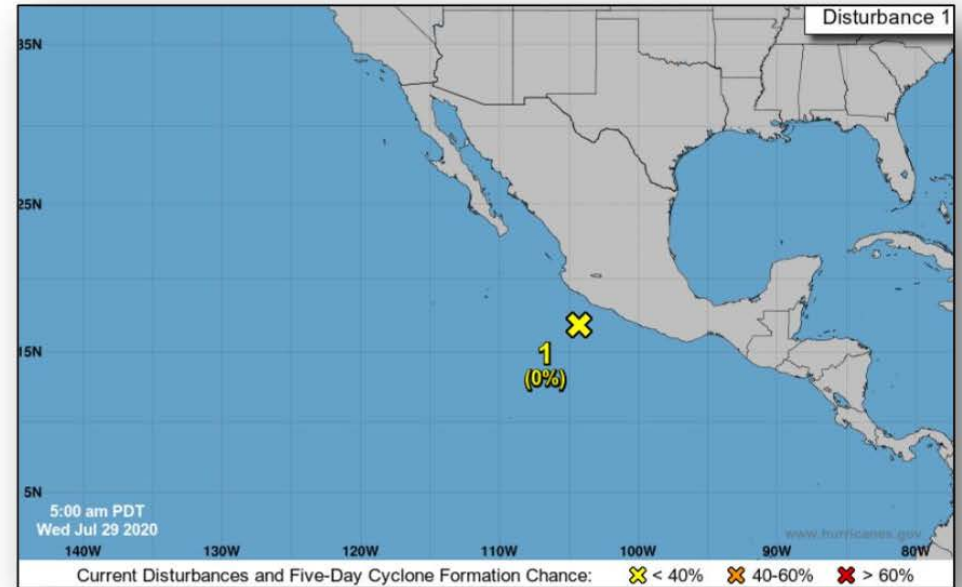
Tropical Outlook – Eastern Pacific



FEMA

Disturbance 1 (as of 8:00 a.m. ET)

- Offshore of the coast of southwestern Mexico
- Development is unlikely for the system
- Formation chance through 48 hours: Low (near 0%)
- Formation chance through 5 days: Low (near 0%)



Tropical Outlook – Central Pacific



FEMA

