



**\*\*Extraordinary Assumptions: There are a lot of different data sources in this report not all of them match but aid to provide an overall picture of the current situation. COVID-19 Data Source Comparison - [https://covid-19.splunkforgood.com/covid\\_19\\_datasource\\_comparison](https://covid-19.splunkforgood.com/covid_19_datasource_comparison)**

# Daily Situation Summary

## Thursday, July 2, 2020

### As of 10:00 AM

## COVID-19 by the Numbers

07/02/2020

	Riverside	Imperial	Kern	Los Angeles	Orange	San Bernardino	San Diego	San Luis Obispo	Sana Barbra	Ventura	California	United States	Global
Total Cases	19,537	6,150	4,853	105,325	15,662	12,712	14,624	613	3,268	3,224	240,195	2,624,873	10,533,779
New Cases	311	64	46	1,685	461	119	474	10	58	68	4,056	43,644	176,102
Cases Per Capita	820	3,413	550	1,043	495	595	443	218	736	380	614	796	138
Total Deaths	463	97	76	3,402	345	258	372	2	29	46	6,163	127,299	512,842
New Deaths	6	4	3	33	5	5	7	1	0	0	73	560	4,787
Deaths Per Capita	19.43	53.82	8.61	33.69	10.90	12.08	11.26	0.71	6.54	5.42	15.74	38.59	6.70
% of State's Cases	8.13%	2.56%	2.02%	43.85%	6.52%	5.29%	6.09%	0.26%	1.36%	1.34%	9.15%	24.92%	
Currently in Hospitals	531	74	175	2,538	662	491	453	12	70	74	6,612		
Total Hospital Beds	4,001	237	1,742	23,639	6,976	4,821	6,164	456	717	237	78,892		
Currently in ICU	117	18	60	526	192	142	158	3	20	117	1,617		
ICU Beds Available	105	3	69	1,170	386	120	335	42	73	105	3,575		
Case Fatality Rate	2.4%	1.6%	1.6%	3.2%	2.2%	2.0%	2.5%	0.3%	0.9%	1.4%	2.6%	4.8%	4.9%
Population*	2,383,286	180,216	883,053	10,098,052	3,164,182	2,135,413	3,302,833	281,455	443,738	848,112	39,148,760	329,877,505	7,659,900,000
% of Population	6.09%	0.46%	2.26%	25.79%	8.08%	5.45%	8.44%	0.72%	1.13%	2.17%	0.07%	0.0343%	

Sources: CDPH, WHO, CDC

The date for which case statistics and hospital data were reported. Hospital COVID data are self-reported through a portal managed by the California Hospital Association and pulled at 2pm. COVID case statistics are reported by local health departments to CalREDIE and are pulled at 2pm. Hospital data and case statistics are integrated by the California Department of Technology and made available through the Open Data Portal the following morning.

\*California-Demographics.com is made by Cubit – a demographic data provider & census.gov

### News

More detail on page 2

### US Data

More detail on page 7

### Riverside County

More detail on page 12

### Information

More detail on page 6

### State Data

More detail on page 11

### Weather

More detail on page 19

## News

### India sees record jump of Covid-19 cases at 11,458 in one day

- India, the fourth worst-hit country in the world, recorded more than 11,000 cases of the coronavirus disease (Covid-19) and 386 deaths in the last 24 hours, according to the Union health ministry on Sunday.
- There were 11,458 new Covid-19 cases and 386 deaths between Friday and Saturday, taking India's infection tally to 308,993—with the latest 100,000 cases added in just the last 10 days—and its toll to 8,884.
- The previous 100,000 cases took 15 days and the first 100,000 cases took 78 days after the coronavirus disease was reported in the country in late January. A little under a quarter of all cases have been reported just in the last week and the cases doubling in <https://www.hindustantimes.com/india-news/india-sees-record-jump-of-covid-19-cases-at-11-458-in-one-day/story-6d1ZMuVpmuOcq28AFG7qUI.html>

### COVID-19 and Amazon Fires Choke the Lungs of Brazilians—and the Planet

- Fine dust from the burning rain forest could exacerbate coronavirus infections amid signs that the blazes might be particularly severe in 2020
- Major blazes in deforested areas of the Brazilian Amazon rain forest—more than two months before the start of the annual fire season. At the same time, the number of new coronavirus cases in the country have dramatically increased.
- The world watched with alarm in 2019 as record fires burned in [Brazil](#) and [Indonesia](#). These countries are home to the two largest tropical rainforests in the world and are the nations with the highest rates of deforestation. The fires caused international outrage as activists argued these blazes were ignited with tacit or overt approval from governments. Brazilian President Jair Bolsonaro campaigned for office on lifting environmental regulations around the rainforest and said that international alarm about the Amazon threatens Brazil's sovereignty. In Indonesia, [slash-and-burn tactics](#) are common for clearing forests to grow crops, particularly palm oil plantations.
- Brazilian researchers detected 2,248 fires in the Amazon last month -- the highest number of fires recorded in the month of June since 2007, according to Brazil's National Institute for Space Research (INPE)  
<https://www.scientificamerican.com/article/covid-19-and-amazon-fires-choke-the-lungs-of-brazilians-and-the-planet/>  
<https://www.vox.com/2020/6/22/21295975/covid-19-coronavirus-amazon-rainforest-fire-brazil-indonesia>  
<https://www.cnn.com/2020/07/01/americas/brazil-forest-fires-amazon-intl/index.html>

### US military coronavirus cases more than doubled in the last 3 weeks

- The number of active-duty military personnel infected with the novel coronavirus has more than doubled in the last three weeks, according to new figures published by the Defense Department.
- As of Wednesday, 6,493 US service members had the virus, up from 2,807 on June 10. And in the last two weeks alone, the number of cases in the Air Force has almost doubled. On June 15, there were 700 reported cases, but by Monday that had jumped to 1,366.
- Defense officials say the "uptick" in cases at military installations has happened "largely around where we are seeing it in the civilian communities, so in Florida, in Texas, in Arizona, some parts of California," according to Thomas McCaffrey, assistant secretary of defense for health affairs.  
<https://www.cnn.com/2020/07/01/politics/coronavirus-cases-double-us-military/index.html>

RELATED

<https://www.af.mil/News/Article-Display/Article/2184415/air-force-update-for-covid-19/>

## CDC Interim Considerations for K-12 School Administrators for SARS-CoV-2 Testing

- CDC does not recommend universal testing for K-12 staff and students
- But the CDC said schools should test everyone who has had close contact with someone positively tested for Covid-19, as well as those showing symptoms.
- If schools do decide to implement a testing plan, the CDC said that they should work alongside other agencies, such as state and local health authorities, to work out what would be the best strategy for them.

<https://www.cdc.gov/coronavirus/2019-ncov/community/schools-childcare/k-12-testing.html>

## Trump administration considering 'pool testing' for coronavirus, Fauci says. Here's what that means.

- If the country wants to crank up its Covid-19 testing capacity into the millions — the range that could be required for safer reopening of businesses and universities — experts say it's time to ramp up a technique known as “pool testing.”
- It's a simple construct: combine — or pool — samples from multiple people and test them as a group for the coronavirus. It's a way to dramatically and efficiently increase volume, to churn through what you expect to be a lot of negative samples at a fast clip.

<https://www.usatoday.com/story/news/health/2020/06/26/what-covid-19-pool-testing-fags-faucis-proposal/3262870001/>

<https://www.statnews.com/2020/06/26/pool-testing-covid-19/>

## Alaska Airlines will give 'yellow card' to passengers without masks

- Alaska Airlines announced that its flight attendants will issue a “yellow card” to any passenger who refuses to wear a mask.
- The card is a “final notice to comply with the policy.” After that, the passenger might be barred from Alaska's flights, said a statement on the airline's website.
- As of Tuesday, all Alaska passengers will be asked at check-in to confirm they will wear a face covering while on board.

<https://www.mercurynews.com/2020/07/01/alaska-airlines-will-give-yellow-card-to-passengers-without-masks/>



## Apple has reclosed more than 25 percent of its US retail stores due to COVID-19 spikes

- Apple is reclosing even more of its US retail network in response to COVID-19 spikes in states throughout the country, CNBC reports. On Wednesday, the iPhone maker said it would reclose an additional 30 locations across seven states, bringing the total number of closed stores to 77, or more than 25 percent of its US operation.

<https://www.theverge.com/2020/7/1/21310345/apple-retail-stores-closing-again-us>

## Google Pushes Back U.S. Office Reopening Plan After Virus Surge

- Google's CEO said in May that the company would start reopening in July, "assuming external conditions allow." Well, it looks like external conditions won't allow that to happen.
- All U.S. offices will remain closed until Sept. 7 at the earliest, according to a memo Google sent to employees. In May, Chief Executive Officer Sundar Pichai said the company would cautiously move some workers back in starting July 6.

<https://www.bloomberg.com/news/articles/2020-07-01/google-pushes-back-u-s-office-reopening-plan-after-virus-surge>

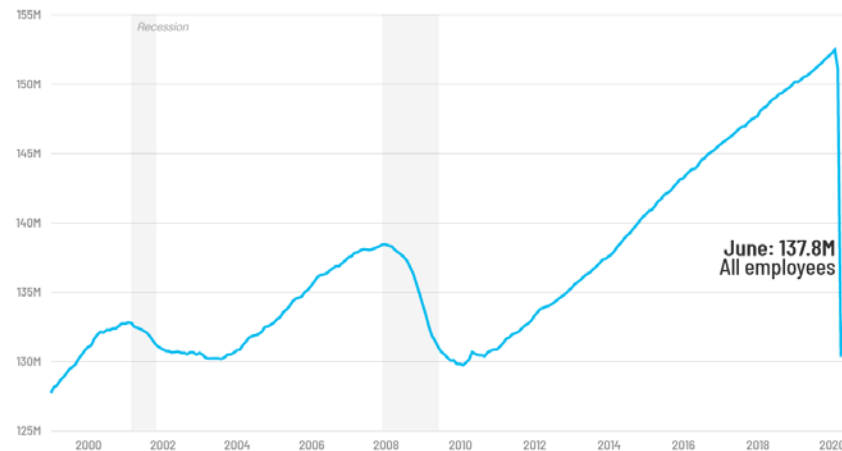
## US Payroll Data And Second Stimulus Check: Jobs Report Provides Clarity On Trump's Support For Stimulus Checks

- Americans have spent their first round of stimulus checks that were included under the CARES Act. But, the recent emergence of coronavirus virus has constraint the economic reopening process in the US, and Americans are desperately hoping for a second round of stimulus checks. The big question among them is if the HEROES ACT that passed the House will get a rubber stamp from the Senate. Donald Trump told Fox Business that his vision of the second stimulus check is "larger" than Democrats. This was the boldest statement by Trump on the second stimulus check subject to date, making people wonder if the second stimulus check would be larger than \$1,200. Some are hoping that there may be monthly stimulus checks, given the fact that the majority of Americans are out of jobs.
- Record jobs gain of 4.8 million in June smashes expectations; unemployment rate falls to 11.1%

### Reopening boosts jobs

4.8 million jobs were added to the US economy in June, two months after more than 20 million jobs were lost. Far more jobs were lost during the pandemic than in the Great Recession or dot-com bust.

■ All employees (nonfarm payrolls)



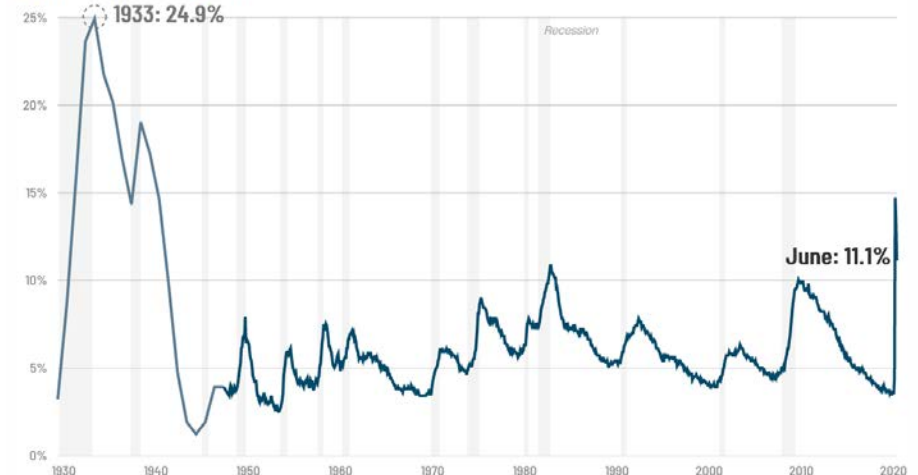
Note: Seasonally adjusted

Source: Bureau of Labor Statistics  
Graphic: Tal Yellin, CNN

### Unemployment rate since 1929

The unemployment rate decreased in June after the US added 4.8M jobs.

■ Annual estimates ■ Monthly rate



Note: The unemployment rates for 1929 to 1947 are only available as annual averages. From 1948 onward, it's monthly. The 1929 to 1947 data includes the US population ages 14 and up. From 1948 onward, it's 16 and up.

Source: Bureau of Labor Statistics  
Graphic: Annalyn Kurtz and Tal Yellin, CNN

<https://www.forbes.com/sites/naeemaslam/2020/07/02/us-payroll-data-and-second-stimulus-check-jobs-report-provides-clarity-on-trumps-support-for-stimulus-checks/#422ba15f1a56>  
<https://www.cnn.com/2020/07/02/economy/june-2020-jobs-report-coronavirus/index.html>

## Main TSA checkpoint closed at Atlanta airport because of coronavirus case

- Days before the July 4 holiday weekend, the main security checkpoint at Hartsfield-Jackson Atlanta International Airport -- the world's busiest airport -- has been closed for cleaning after an employee there tested positive for the coronavirus, according to the Transportation Security Administration.

- TSA Spokesman Mark Howell said the Domestic Main checkpoint has reopened a few lanes as of Wednesday evening, but will "likely not fully open until tomorrow," following a deep clean.
- All passengers are currently being screened at a smaller checkpoint, The checkpoint is expected to reopen by Thursday, the situation is not expected to impact holiday travelers this weekend.
- TSA expects to screen about 27,000 people at the airport on Thursday and Friday, which is about 50% more than it has seen recently. The agency is bringing in more employees to work over the holiday weekend because of the higher volumes.
- More than 860 TSA employees nationwide have tested positive for the coronavirus, including at least 29 at Atlanta's airport -- 28 of whom are screeners.

<https://www.cnn.com/travel/article/atlanta-airport-tsa-coronavirus/index.html>

## **85% of College Students' Mental Health Affected by COVID-19**

- A new report from a telehealth company that specializes in higher education shows the large majority of college students have experienced increase stress and anxiety due to the coronavirus pandemic.
- Between May 29 and June 3, 2020, TimelyMD surveyed college students on both the impact of COVID-19 on mental health and their telehealth usage. The survey received 502 responses, offering a 95% confidence level, according to the report.
- An astounding 85% of students (93% of women vs. 78% of men) reported experiencing increased stress and/or anxiety due to COVID-19. Only 21% reported seeking out emotional support either in person or via telehealth. However, 75% of students reported being open to mental health support and 20% said they definitely would consider using telehealth. Of the students who reported using telehealth, 65% said they were satisfied or very satisfied with the service.
- The main causes of stress and anxiety students reported were:
  - Uncertainty about the future of their education (72%)
  - Fear of falling behind in school coursework (61%)
  - Struggles with remote learning (60%)
  - Worries about future career and job prospects (50%)
  - Fear about their own health and/or the health of loved ones (49%)

[https://www.campussafetymagazine.com/mental-health/college-students-mental-health-covid-19/?utm\\_source=newsletter&utm\\_medium=email&utm\\_campaign=content&eid=429065932&bid=2658128](https://www.campussafetymagazine.com/mental-health/college-students-mental-health-covid-19/?utm_source=newsletter&utm_medium=email&utm_campaign=content&eid=429065932&bid=2658128)

## **Lake Elsinore Cancels Annual 4th Of July Fireworks Spectacular**

- Lake Elsinore on Thursday announced its annual 4th of July Fireworks Spectacular has been canceled. The announcement comes after 745 additional cases of the new coronavirus and six more deaths were reported on Wednesday, the biggest one-day jump in cases that the county has seen since the beginning of the pandemic.

[https://patch.com/california/lakeelsinore-wildomar/lake-elsinore-cancels-annual-4th-july-fireworks-spectacular?utm\\_source=alert-breakingnews&utm\\_medium=email&utm\\_campaign=alert](https://patch.com/california/lakeelsinore-wildomar/lake-elsinore-cancels-annual-4th-july-fireworks-spectacular?utm_source=alert-breakingnews&utm_medium=email&utm_campaign=alert)

## **One Good Thing**

- Stories about the kindness of strangers and individuals who sacrifice for others during the coronavirus outbreak.

<https://apnews.com/OneGoodThing>

## Information



### Never mix cleaning products that contain bleach and ammonia.

[https://www.osha.gov/Publications/OSHA\\_3569.pdf](https://www.osha.gov/Publications/OSHA_3569.pdf)

### What Safety Officers Should Know About COVID-19 Contact Tracing

[https://www.campusafetymagazine.com/public/what-safety-officers-should-know-about-covid-19-contact-tracing/?utm\\_source=newsletter&utm\\_medium=email&utm\\_campaign=content&eid=429065932&bid=2658128](https://www.campusafetymagazine.com/public/what-safety-officers-should-know-about-covid-19-contact-tracing/?utm_source=newsletter&utm_medium=email&utm_campaign=content&eid=429065932&bid=2658128)

### Military leadership warns troops against 'quarantine fatigue'

<https://www.cnn.com/2020/06/26/politics/military-quarantine-fatigue-warning/index.html>

### Air Force guidance on face covers & Infographics

<https://www.af.mil/News/Coronavirus-Disease-2019/>  
<https://www.af.mil/Portals/1/200313-D-HN545-001.jpg>



# U.S. Data

## Covid-19 Case Cluster (past 48 hours)

<https://www.cdc.gov/covid-data-tracker/index.html>

### Social Impact COVID-19 Events in the United States

**5** EVENTS  
Past 48 hours

Map of news reports related to social impact events resulting from the COVID-19 outbreak in the United States, such as school closures, localized outbreaks, state of emergency declarations, etc.

DATE RANGE

Past 48 hours

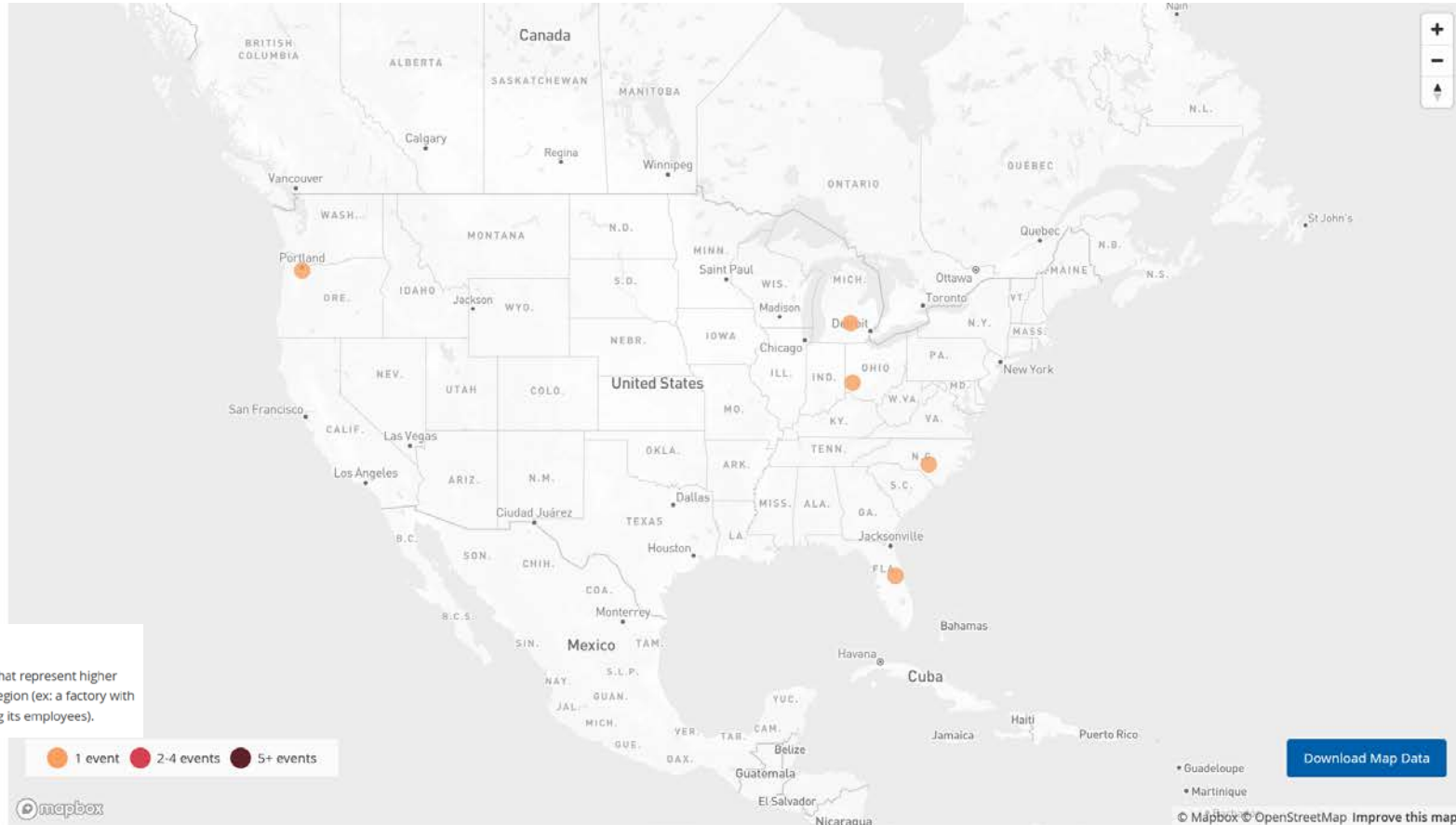
TYPE OF EVENT ?

COVID-19 Case Clusters

[About this Map](#) | Developed by [HealthMap](#)

### COVID-19 Case Clusters

The article describes a cluster of COVID-19 cases that represent higher than expected COVID-19 incidence within a local region (ex: a factory with a higher than expected COVID-19 incidence among its employees).



Read the Articles:

[28 COVID-19 cases reported at Lake Oswego day care center](#)

[COVID-19 outbreak related to Miami Twp. Roosters](#)

[138 coronavirus \(COVID-19\) cases now linked to outbreak at East Lansing bar](#)

[Three more FC Dallas players and one coach test positive for coronavirus](#)

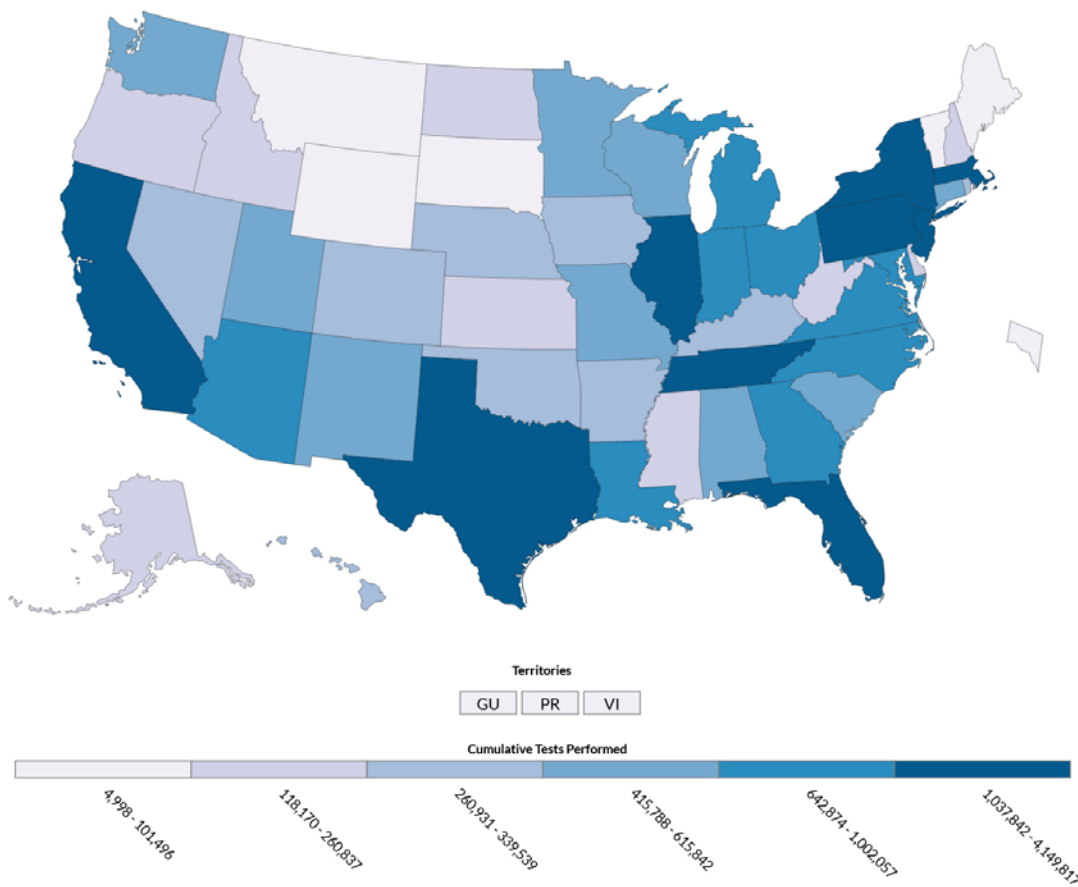
[Soldiers in Fort Bragg's SERE course experience COVID-19 outbreak](#)

**USA**  
**35,331,472**  
**TESTS REPORTED**  
CDC | Updated: Jul 2 2020 12:15PM

**USA**  
**3,309,591**  
**POSITIVE TESTS**  
CDC | Updated: Jul 2 2020 12:15PM

**USA**  
**9%**  
**OVERALL % POSITIVE**  
CDC | Updated: Jul 2 2020 12:15PM

Preliminary data: Reported by U.S. Laboratories including Commercial and Reference, Public Health, and Hospital  
 Totals may include antibody data from some states



**COVID-19 Tests Performed by State (Commercial and Reference, Public Health, and Hospital)**

State	# Tests Performed	% Positive
California	4,149,817	6-10%
New York	4,087,983	11-20%
Florida	2,311,299	6-10%
Texas	1,602,438	6-10%
Massachusetts	1,563,299	11-20%
Illinois	1,499,050	11-20%
New Jersey	1,445,545	11-20%
Tennessee	1,070,394	6-10%
Pennsylvania	1,037,842	11-20%
Michigan	1,002,057	6-10%
Georgia	985,256	6-10%
Ohio	788,403	6-10%
Indiana	785,284	6-10%
North Carolina	762,797	11-20%
Maryland	717,999	11-20%
Louisiana	685,572	11-20%
Virginia	660,978	11-20%
Arizona	642,874	11-20%
Washington	615,842	6-10%
Wisconsin	587,417	0-5%
Minnesota	577,982	6-10%
Utah	538,516	6-10%
Alabama	510,637	11-20%
Missouri	502,774	0-5%
Connecticut	460,110	11-20%
New Mexico	415,971	0-5%
South Carolina	415,788	11-20%
Iowa	339,539	6-10%
Nevada	339,461	6-10%
Kentucky	318,074	6-10%

CDC | Updated: Jul 2 2020 12:15PM



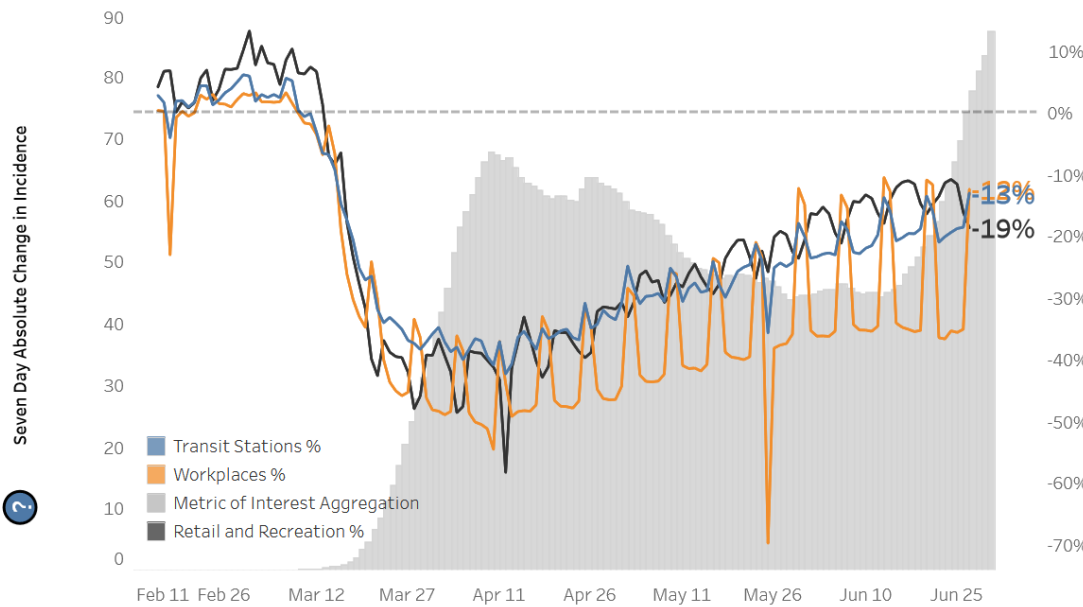
# EXPLORE HUMAN MOBILITY AND COVID-19 TRANSMISSION IN YOUR LOCAL AREA



The Human Mobility and COVID-19 Transmission Dashboard was created in partnership with the Georgia Tech Research Institute. References to the Georgia Tech Research Institute do not imply endorsement or government sanction by the U.S. Centers for Disease Control and Prevention.

?
 SELECT STATE: USA
 SELECT COUNTY: (All)
 SELECT URBAN/RURAL COUNTY CLASSIFICATION: (All)
 SELECT METRIC OF INTEREST: Seven Day Absolute Change in Incidence

All, USA



Seven Day Absolute Change in Incidence

?

Feb 11 Feb 26 Mar 12 Mar 27 Apr 11 Apr 26 May 11 May 26 Jun 10 Jun 25

- Transit Stations %
- Workplaces %
- Metric of Interest Aggregation
- Retail and Recreation %

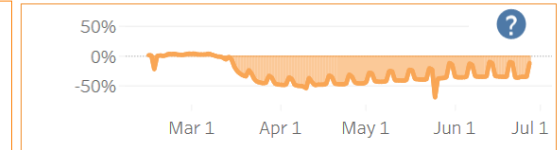
?

### SHELTER IN PLACE ORDERS

Hover over bar for dates and details (Select a state from dropdown to show orders)

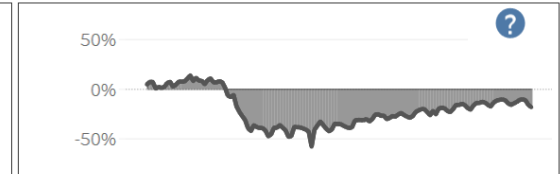
### WORKPLACES

**-12%**



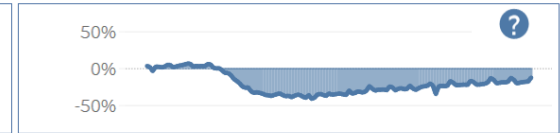
### RETAIL AND RECREATION

**-19%**



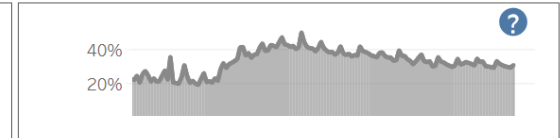
### TRANSIT STATIONS

**-13%**



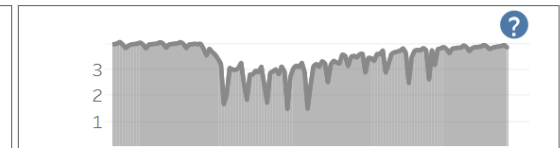
### % AT HOME

**30%**



### MOBILITY INDEX

**3.8**



Data Sources: Case data are courtesy of USAFacts.org. Refer to USAFacts for methods of data collection and processing. Officially verified U.S. case data are available on CDC's U.S. Cases page. The mobility metrics are generated utilizing Google Mobility Reports (<https://www.google.com/covid19/mobility/>), Safegraph Social Distancing Metrics (<https://docs.safegraph.com/docs/social-distancing-metrics>), and Cuebiqu Mobility Insights (<https://www.cuebiqu.com/visitation-insights-covid19/>). The shelter in place orders are collected and compiled by CDC's COVID-19 response.

Limitations: The Google Mobility Reports data are not updated as frequently as other sources and often has a lag between updates. The Safegraph Social Distancing Metrics may undercount the number of at home devices due to the fact that GPS does not register as often for people who are stationary. Also, GPS does not consistently update throughout the day, therefore someone may have taken a short trip (or not taken the device) and returned home before a sample was taken. In this case they would be counted as at-home. The shelter in place order data do not contain other types of government orders.

# COVID-19 Update



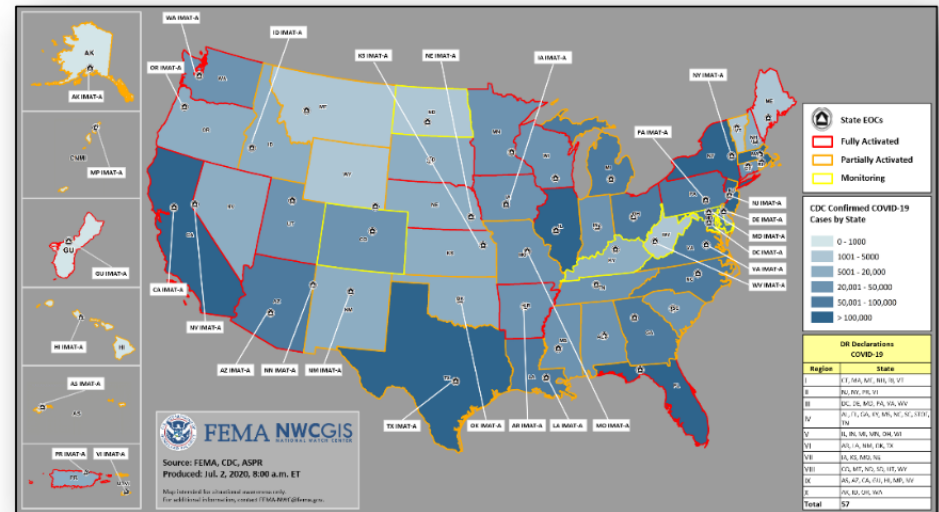
**Situation:** FEMA and HHS continue to lead the COVID-19 Response / Recovery efforts. 32,329 (- 33) Federal employees deployed / activated; 2,372 (-58) FEMA employees deployed. Nationwide Testing: 35,457,589 (+1,873,742) cumulative (as of July 1).

Cases of COVID-19 continue to increase throughout the world

- Confirmed Cases of COVID-19
  - United States: 2,624,873 (+43,644)
  - Worldwide: 10,180,083 (+163,586)
- Deaths caused by COVID-19
  - United States: 127,299 (+560)
  - Worldwide: 503,805 (+3,939)

## Response:

- NRCC at Level I
- Regions I and II RRCCs at Level II
- Regions III, VI, & X RRCCs at Level III
- Regions VII, VIII, & IX RRCCs are rostered
- Regions IV, VII, VIII, & IX COVID-19 response being worked from the Virtual JFO
- NWC, all RWCs, and MOCs at Steady State; monitoring



(FEMA COVID-19 SLB, July 1)

## State Data

<https://covid19.ca.gov/>  
<https://update.covid19.ca.gov/#top>  
<https://www.cdph.ca.gov/Programs/CID/DCDC/Pages/Immunization/ncov2019.aspx#>

### Statewide industry guidance to reduce risk

<https://covid19.ca.gov/industry-guidance/#top>  
<https://www.cdph.ca.gov/Programs/CID/DCDC/Pages/Guidance.aspx>

### Open sectors in counties with variance

<https://covid19.ca.gov/roadmap-counties/#track-data>

### Data models

<https://covid19.ca.gov/data-and-tools/>

## California COVID-19 By The Numbers

July 1, 2020  
Numbers as of June 30, 2020

### CALIFORNIA COVID-19 SPREAD

# 232,657 TOTAL CASES

(+5,898 for 6/30/2020 +3,842 Additional Received)

---

<p><b>Ages of Confirmed Cases</b></p> <ul style="list-style-type: none"> <li>• 0-17: 18,672</li> <li>• 18-49: 133,458</li> <li>• 50-64: 48,149</li> <li>• 65+: 32,145</li> <li>• Unknown/Missing: 233</li> </ul>	<p><b>Gender of Confirmed Cases</b></p> <ul style="list-style-type: none"> <li>• Female: 114,626</li> <li>• Male: 116,952</li> <li>• Unknown/Missing: 1,079</li> </ul>
--	--

## 6,090 (+110)

Fatalities

---

<p><b>Hospitalizations</b></p> <p>Confirmed COVID-19 <b>5,196/1,617</b> <small>Hospitalized/in ICU</small></p>	<p>Suspected COVID-19 <b>1,416/242</b> <small>Hospitalized/in ICU</small></p>	<p>For county-level hospital data: <a href="http://bit.ly/hospitalsca">bit.ly/hospitalsca</a></p>
--	---	---

---

Your actions **save** lives.

For county-level data:  
[data.chhs.ca.gov](http://data.chhs.ca.gov)  
[covid19.ca.gov](http://covid19.ca.gov)

>>>

## Sectors to Close Indoor Operations\*

7/1/2020

- Restaurants
- Wineries & Tasting Rooms
- Movie Theaters
- Family Entertainment Centers
- Zoos and Museums
- Cardrooms
- \* Bars must close all operations

### Impacted Counties

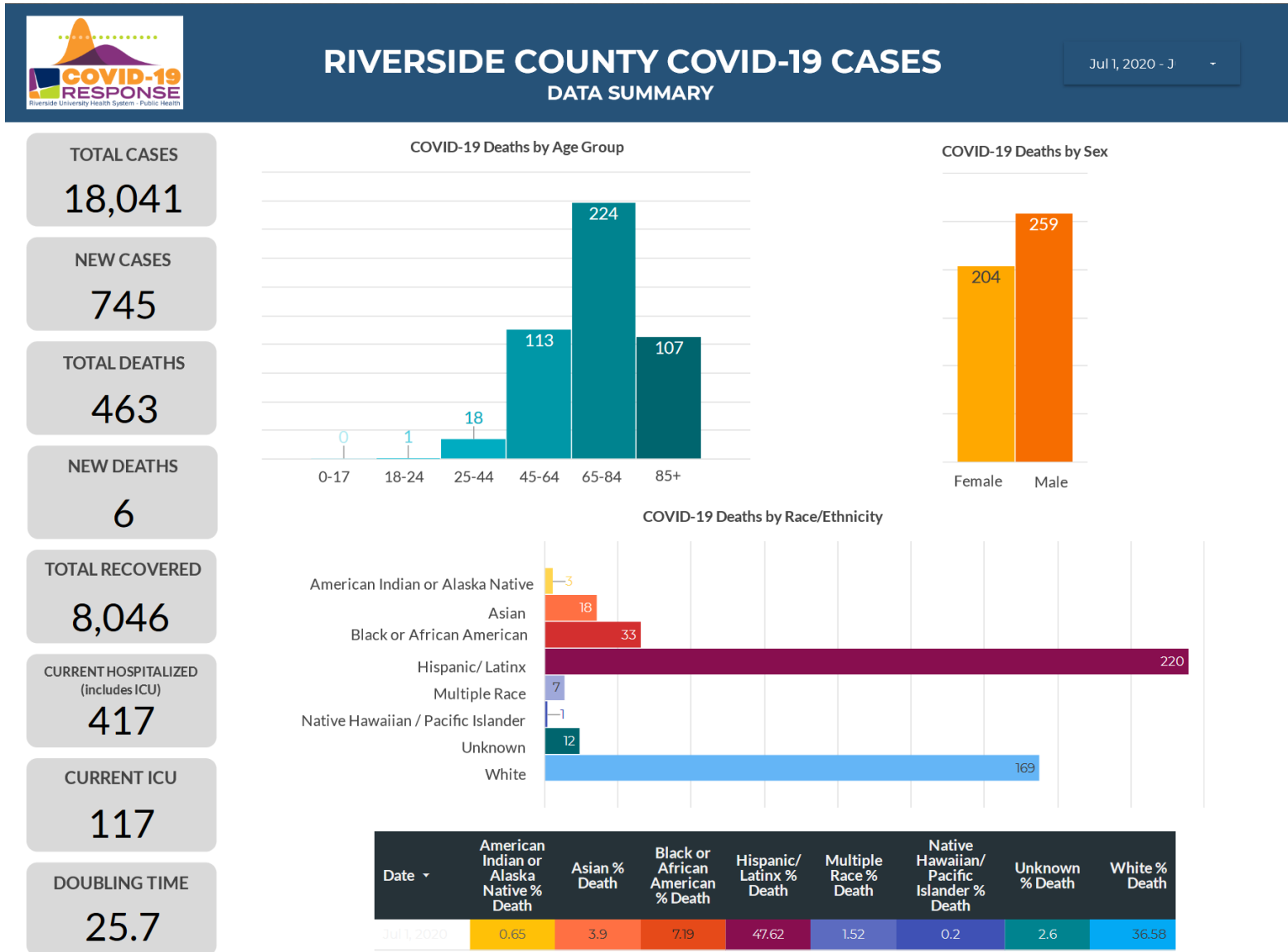
Contra Costa	Sacramento
Fresno	San Bernardino
Glenn	San Joaquin
Imperial	Santa Barbara
Kern	Santa Clara
Kings	Solano
Los Angeles	Stanislaus
Merced	Tulare
Orange	Ventura
Riverside	

California Resilience Roadmap  
[covid19.ca.gov](http://covid19.ca.gov)

# Riverside County

<https://www.rivcoph.org/coronavirus>

**RUHS Public Health:** Celebrate at home this Fourth of July – without visitors [English](#) / [Spanish](#)  
 Selected businesses required to move activities outdoors or close [English](#) / [Spanish](#)



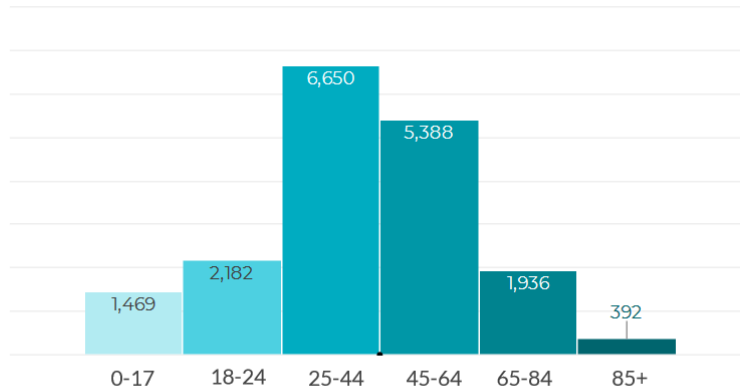


# RIVERSIDE COUNTY COVID-19 CASES

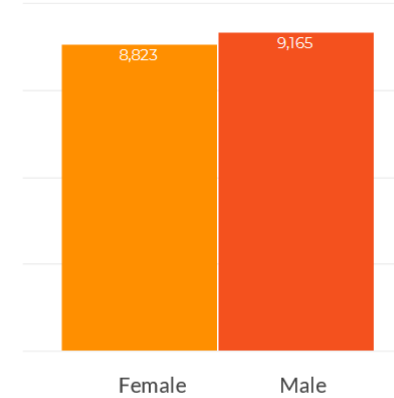
## DATA SUMMARY

Jul 1, 2020 - J

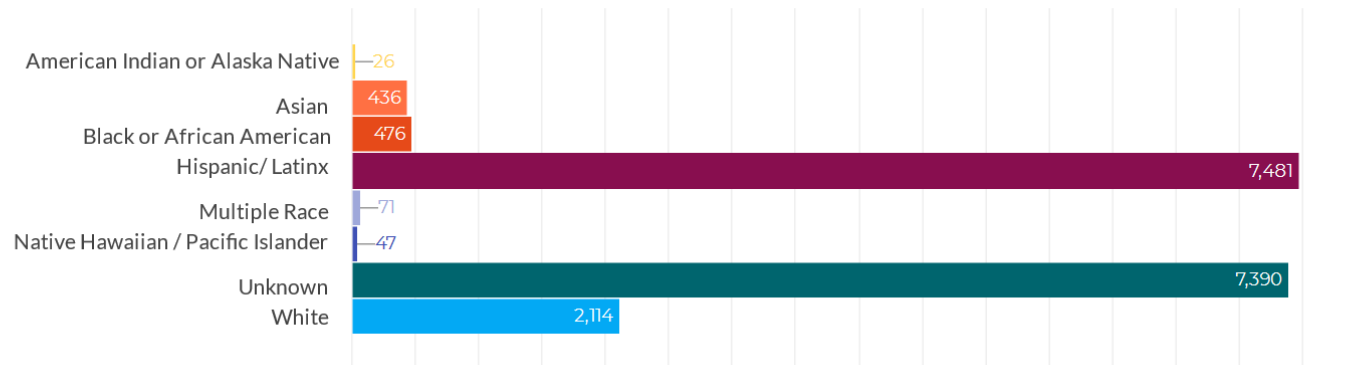
COVID-19 Cases by Age Group



COVID-19 Cases by Sex



COVID-19 Cases by Race/Ethnicity

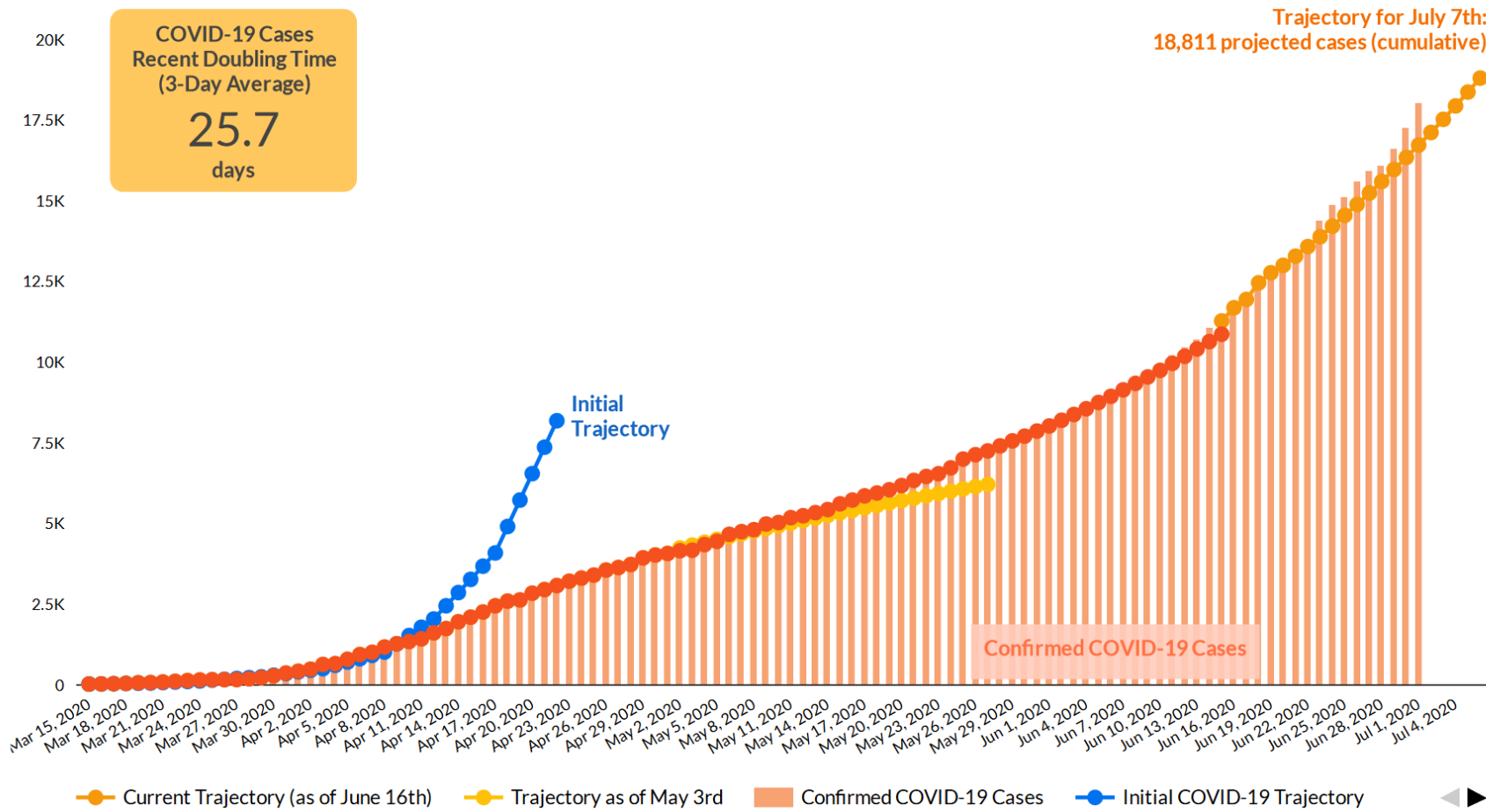


Date	American Indian or Alaska Native % Cases	Asian % Cases	Black or African American % Cases	Latinx % Cases	Multiple Race % Cases	Native Hawaiian/ Pacific Islander % Cases	Unknown % Cases	White % Cases
Jul 1, 2020	0.1	2.4	2.6	41.5	0.4	0.3	41	11.7



# RIVERSIDE COUNTY COVID-19 TRAJECTORY

Jul 1, 2020 - Jul 1, 2020



**MAJOR EVENTS:**

March 13th: Public Health Officer orders school closure

March 19th: California Governor orders stay at home

April 4th: Public Health Officer orders stay at home and cover the face

April 18th: Asymptomatic testing begins

May 1st: Riverside County reverts to State orders

May 8th: Riverside County begins Phase 2

May 22nd: Riverside County accelerates to Phase 2.5

May 25: Memorial Day

June 1: Protest Downtown Riverside

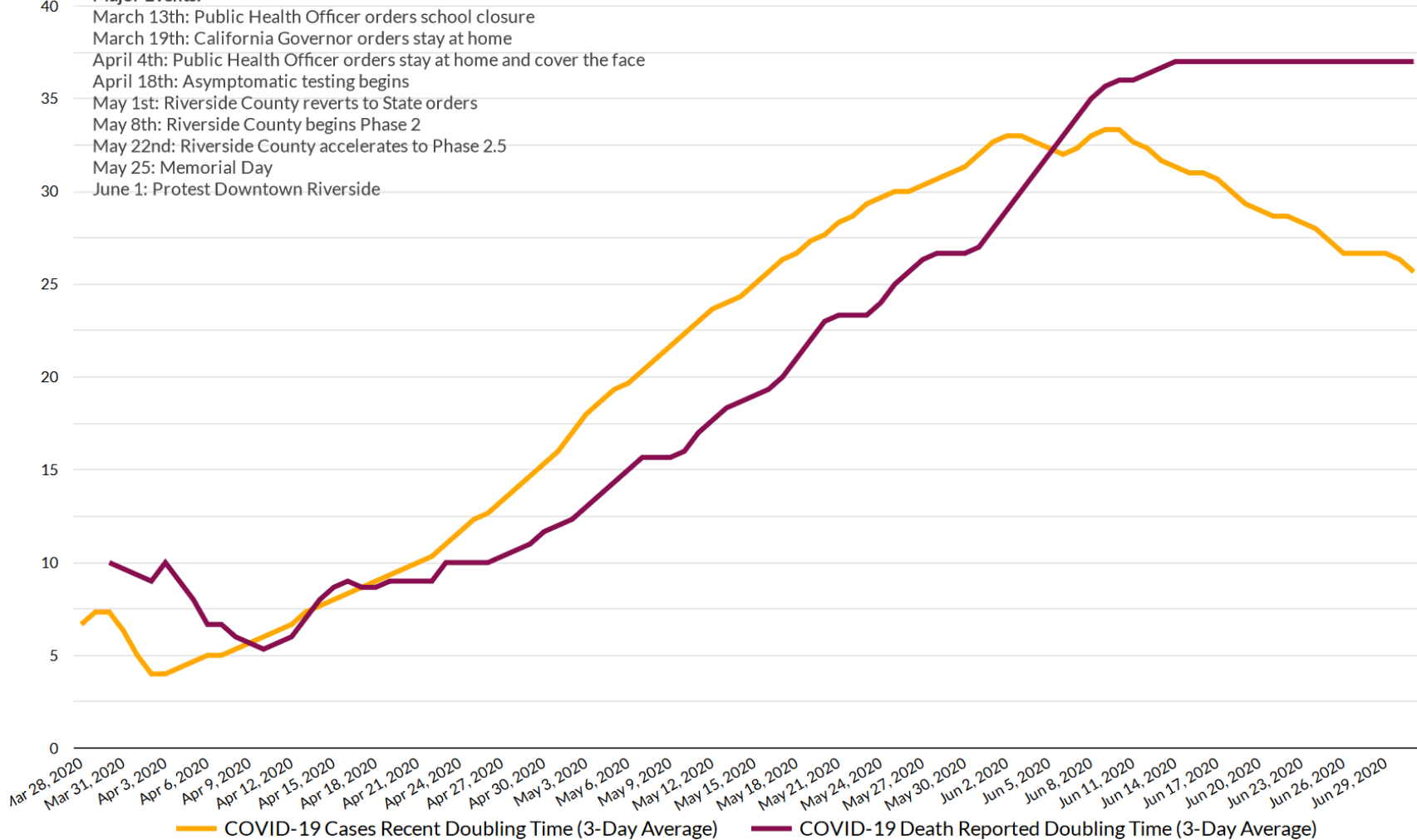


# RIVERSIDE COUNTY COVID-19 DOUBLING TIME

Mar 28, 2020 - Jul 1, 2020

### Major Events:

- 40 March 13th: Public Health Officer orders school closure
- March 19th: California Governor orders stay at home
- April 4th: Public Health Officer orders stay at home and cover the face
- April 18th: Asymptomatic testing begins
- 35 May 1st: Riverside County reverts to State orders
- May 8th: Riverside County begins Phase 2
- May 22nd: Riverside County accelerates to Phase 2.5
- May 25: Memorial Day
- 30 June 1: Protest Downtown Riverside



— COVID-19 Cases Recent Doubling Time (3-Day Average) — COVID-19 Death Reported Doubling Time (3-Day Average)

\*Based on case report date and death report date



# RIVERSIDE COUNTY DAILY COVID-19 CASES

Feb 21, 2020 - Jul 1, 2020

**Major Events:**

March 13th: Public Health Officer orders school closure

March 19th: California Governor orders stay at home

800 April 4th: Public Health Officer orders stay at home and cover the face

April 18th: Asymptomatic testing begins

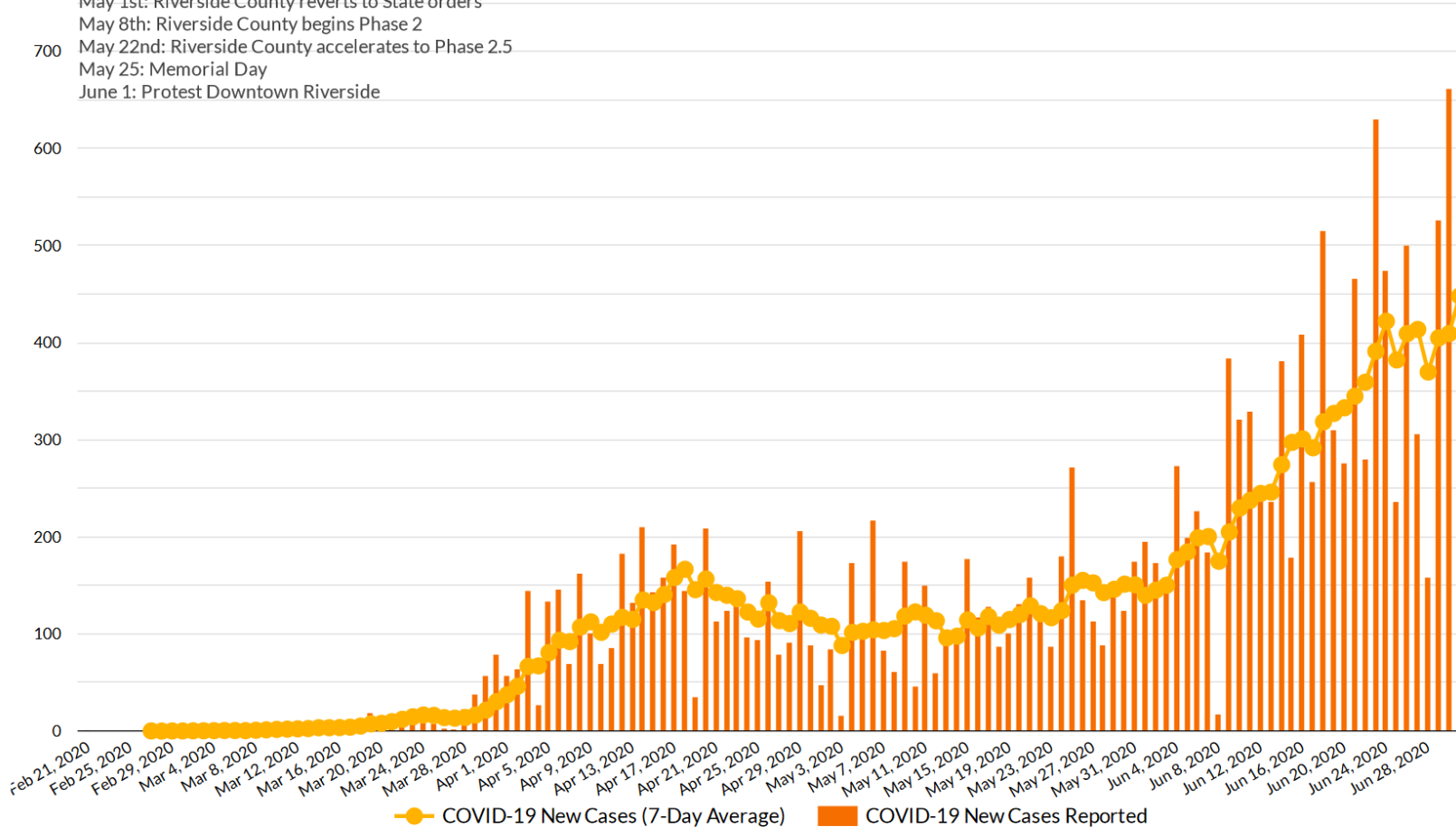
May 1st: Riverside County reverts to State orders

May 8th: Riverside County begins Phase 2

700 May 22nd: Riverside County accelerates to Phase 2.5

May 25: Memorial Day

June 1: Protest Downtown Riverside



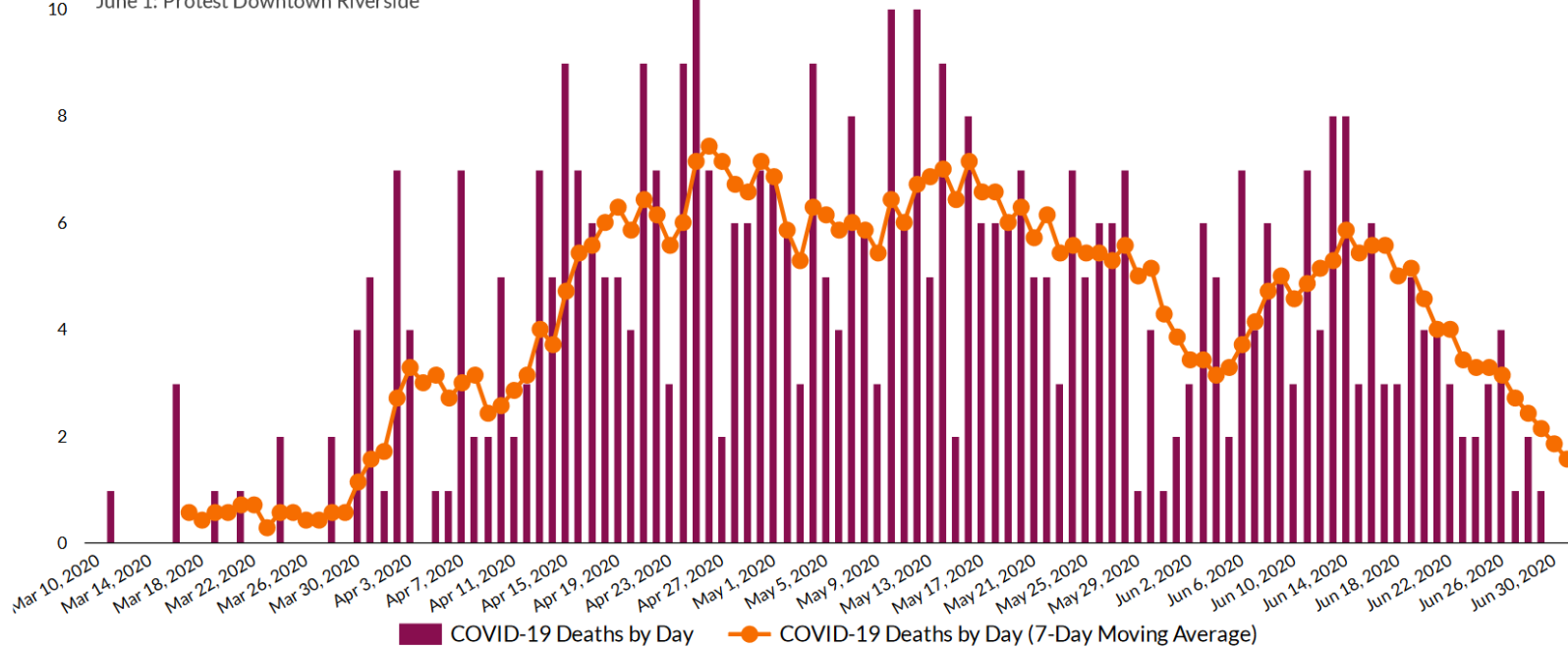
\*Based on case report date





# RIVERSIDE COUNTY COVID-19 DEATHS

- 14 **Major Events:**  
 March 13th: Public Health Officer orders school closure  
 March 19th: California Governor orders stay at home  
 April 4th: Public Health Officer orders stay at home and cover the face  
 April 18th: Asymptomatic testing begins  
 12 May 1st: Riverside County reverts to State orders  
 May 8th: Riverside County begins Phase 2  
 May 22nd: Riverside County accelerates to Phase 2.5  
 May 25: Memorial Day  
 10 June 1: Protest Downtown Riverside



*\*Based on date of death*

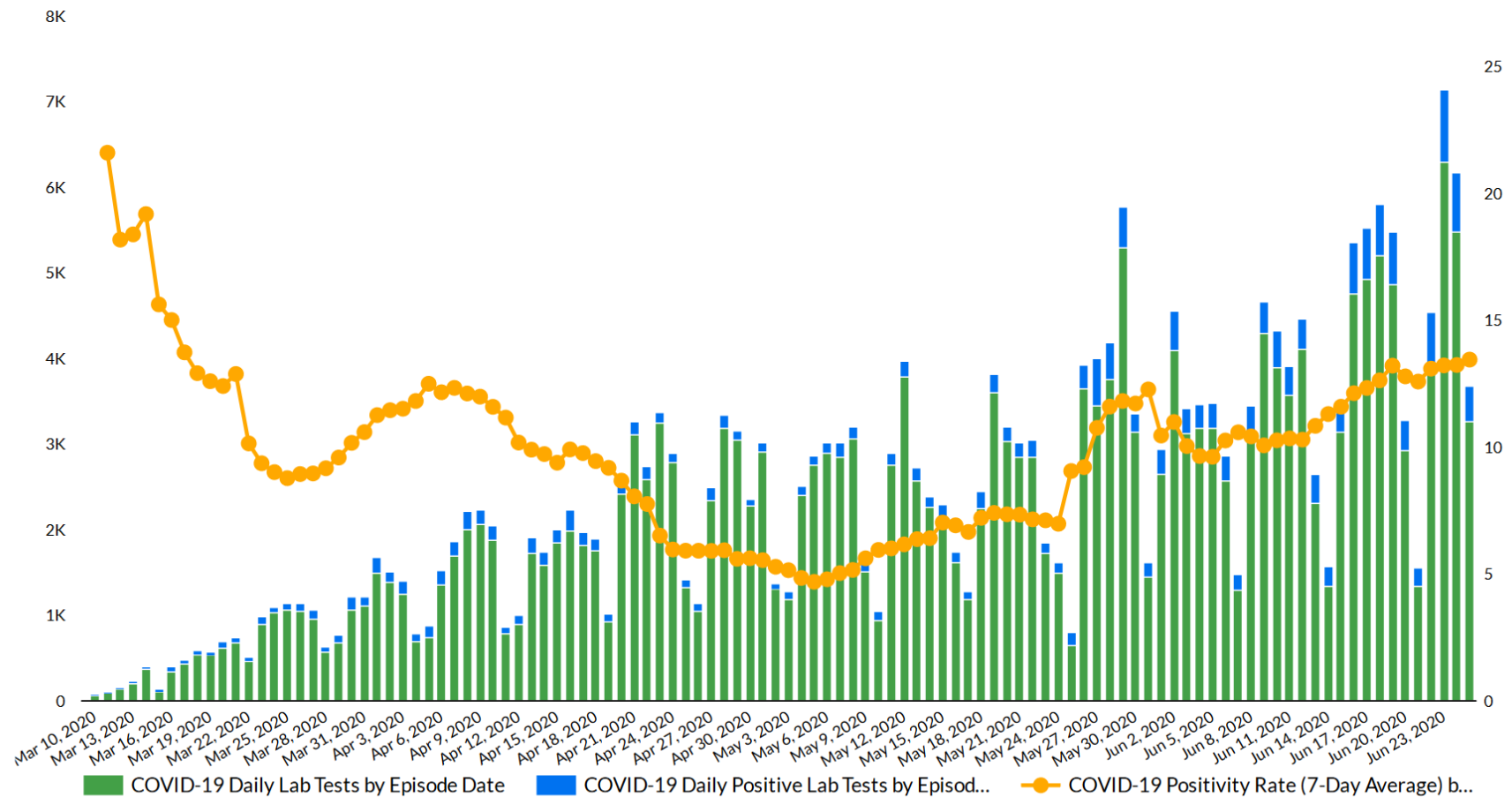


# RIVERSIDE COUNTY COVID-19 CASES

**POSITIVE\***  
**21,825**

**TESTS RESULTED\***  
**237,919**

Date	Recent Positivity Rate
Jun 25, 2020	13.5
Jun 24, 2020	13.2
Jun 23, 2020	13.2



\*Based on case report date (Episode Date)

\*Numbers are based on case report date (Episode Date) and may slightly differ from confirmed case counts



# Weather

High winds hit Southern California; tumbleweeds, dust storm snarl traffic  
Sahara desert dust storm moves into US

## COVID-19 Weather Support

**Issued:**

**1100 AM July 02, 2020**

### IMPACT SCALE

●  
None

●  
Minor

●  
Moderate

●  
High

●  
Extreme

### Resources

- <https://www.weather.gov/spot/>
- <https://inws.ncep.noaa.gov>
- <https://www.wrh.noaa.gov/sgx/event/dsstable.php>

(858) 675 - 8705  
(24/7, Restricted)

Weather.gov/SanDiego

## 7-day Forecast for Counties in far Southwest CA

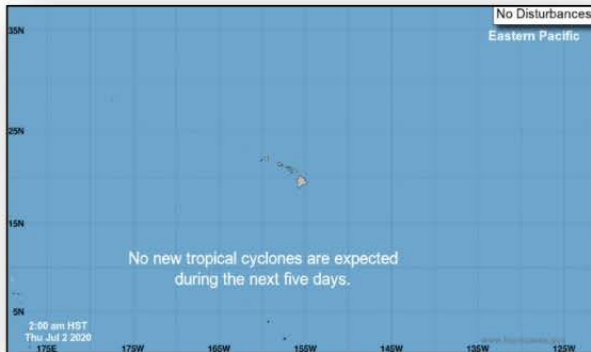
Period July 2- July 9 (24-hr)	Orange	SW San Bernardino	All Deserts	Western Riverside	San Diego
Today	None	None	None	None	None
Friday	None	None	None	None	None
Saturday (4th of July)	None	None	None	None	None
Sunday	None	Warm	Hot	Warm	None
Monday	None	Warm	Hot	Warm	None
Tuesday	None	None	Warm	None	None
Wednesday	None	None	None	None	None
Thursday	None	None	None	None	None

Forecast Discussion

Night and morning low clouds west of the mountains becoming less widespread into this weekend. Temperatures gradually warming today through early next week. Sunday and Monday are expected to be the warmest days of the week, where the lower deserts will see high temperatures at or slightly above 110 and highs from 95-100 for the Inland Empire and Mojave Desert. Temperatures will start to slowly cool Tuesday, with highs reaching below normal by Wednesday and Thursday.

Latest hazard threat table: <https://www.wrh.noaa.gov/sgx/event/dsstable.php>

# Tropical Outlook – Five Day



**Central Pacific**



**Eastern Pacific**



**Atlantic**

**Disturbance 1** (as of 8:00 a.m. ET)

- A few hundred miles S of the southern coast of Mexico; moving WNW at 10 mph
- Gradual development possible
- Formation chance through 48 hrs.: Low (20%)
- Formation chance through 5 days: Low (30%)

# Hazards Outlook – Jul 4-8



FEMA

