



**\*\*Extraordinary Assumptions:** There are a lot of different data sources in this report not all of them match but aid to provide an overall picture of the current situation. COVID-19 Data Source Comparison - [https://covid-19.splunkforgood.com/covid\\_19\\_datasource\\_comparison](https://covid-19.splunkforgood.com/covid_19_datasource_comparison)

# Daily Situation Summary

## Friday, June 12, 2020

### As of 10:00 AM

## COVID-19 by the Numbers

06/12/2020

	Riverside	Imperial	Kern	Los Angeles	Orange	San Bernardino	San Diego	San Luis Obispo	Sana Barbra	Ventura	California	United States	Global
Total Cases	10,014	3,463	3,047	68,807	8,304	6,509	9,000	307	1,895	1,491	141,983	1,994,283	7,410,510
Cases Per Capita	420	1,922	345	681	262	305	272	109	427	176	363	605	97
Total Deaths	380	43	54	2,813	202	227	312	1	16	38	4,943	112,697	418,297
Deaths Per Capita	15.94	23.86	6.12	27.86	6.38	10.63	9.45	0.36	3.61	4.48	12.63	34.17	5.46
% of State's Cases Currently in Hospitals	7.05%	2.44%	2.15%	48.46%	5.85%	4.58%	6.34%	0.22%	1.33%	1.05%	7.12%	26.91%	
Currently in ICU	238	86	90	1,397	325	194	277	2	30	43	3,222		
Case Fatality Rate	71	18	29	415	156	73	133	2	8	11	1,101		
Population*	3.8%	1.2%	1.8%	4.1%	2.4%	3.5%	3.5%	0.3%	0.8%	2.5%	3.5%	5.7%	5.6%
% of Population	2,383,286	180,216	883,053	10,098,052	3,164,182	2,135,413	3,302,833	281,455	443,738	848,112	39,148,760	329,771,658	7,655,338,000
	6.09%	0.46%	2.26%	25.79%	8.08%	5.45%	8.44%	0.72%	1.13%	2.17%	0.04%	0.0261%	

Sources: CDPH, WHO, CDC

The date for which case statistics and hospital data were reported. Hospital COVID data are self-reported through a portal managed by the California Hospital Association and pulled at 2pm. COVID case statistics are reported by local health departments to CalREDIE and are pulled at 2pm. Hospital data and case statistics are integrated by the California Department of Technology and made available through the Open Data Portal the following morning.

\*California-Demographics.com is made by Cubit – a demographic data provider & census.gov

### News

More detail on page 2

### Information

More detail on page 4

### US Data

More detail on page 5

### State Data

More detail on page 9

### Riverside County

More detail on page 10

### Weather

More detail on page 11

### Resources

More detail on page 14

## News

### **Brazil surpasses 800,000 Covid-19 cases**

- The health ministry reported 30,412 new cases in the past 24 hours, bringing the country's total to 802,828. This is the third day in a row Brazil has recorded a daily spike of at least 30,000 new cases, the health ministry said.
- Brazil's Covid-19 death toll also topped 40,000 Thursday, after recording 1,239 new deaths in the past 24 hours.
- Brazil's coronavirus death toll stands at 40,919. In the past five days alone, Brazil confirmed more than 100,000 new cases of the novel coronavirus.

[https://www.cnn.com/world/live-news/coronavirus-pandemic-06-11-20-intl/h\\_b15ef9f6a33c1ab678352f273f22f6c7](https://www.cnn.com/world/live-news/coronavirus-pandemic-06-11-20-intl/h_b15ef9f6a33c1ab678352f273f22f6c7)

### **Second U.S. Virus Wave Emerges as Cases Top 2 Million**

- Texas on Wednesday reported 2,504 new coronavirus cases, the highest one-day total since the pandemic emerged.
- A month into its reopening, Florida this week reported 8,553 new cases -- the most of any seven-day period.
- California's hospitalizations are at their highest since May 13 and have risen in nine of the past 10 days.
- "There is a new wave coming in parts of the country," said Eric Toner, a senior scholar at the Johns Hopkins Center for Health Security. "It's small and it's distant so far, but it's coming."
- The national tally of 2 million cases includes nearly 525,000 people who have recovered from the disease. But the U.S. total represents more than 25% of the world's cases — an outsize impact on a country with less than 5% of the world's population.
- "It seems that we, the U.S., has given up and accepted this disease as a facet of life," says Jeffrey Shaman of the Columbia University School of Public Health. "It didn't have to be this way, and it still doesn't going forward."

[https://www.bloomberg.com/news/articles/2020-06-10/second-u-s-virus-wave-emerges-after-state-reopenings?utm\\_source=facebook&utm\\_campaign=socialflow-organic&utm\\_medium=social&utm\\_content=markets&cmpid=socialflow-facebook-markets&fbclid=IwAR1HIZLw2yVs4mPI3MJuq5KKjFilAq0CPV4IOg6m\\_jzu2gPTWwf7VRhTmO8](https://www.bloomberg.com/news/articles/2020-06-10/second-u-s-virus-wave-emerges-after-state-reopenings?utm_source=facebook&utm_campaign=socialflow-organic&utm_medium=social&utm_content=markets&cmpid=socialflow-facebook-markets&fbclid=IwAR1HIZLw2yVs4mPI3MJuq5KKjFilAq0CPV4IOg6m_jzu2gPTWwf7VRhTmO8)

### **Asymptomatic COVID-19: Five things to know**

- We answer some commonly asked questions about the spread of coronavirus by people who do not develop symptoms.

<https://www.aljazeera.com/news/2020/06/asymptomatic-covid-19-200612101747386.html>

### **UC Irvine to offer remote undergraduate instruction in fall, but students will still be allowed on campus**

- "At the undergraduate level, essentially all instruction will be remote," wrote Michael Dennin, the dean of the division of undergraduate education, and Gillian Hayes, the dean of the graduate division, in an email sent to faculty this week.
- UC Irvine's plans are being watched closely by students, parents and faculty associated with other UC campuses as to what life could look like on their campuses in the fall.
- But remote instruction does not mean that students will be kept off campus. In fact, in a letter sent to students and their families on Thursday, administrators said that the campus "will continue to provide a wide range of student life, academic support, intercollegiate athletics, and campus spirit activities, as well as extracurricular programming." It indicated that the university is "committed to providing as many students as possible with a meaningful campus residential experience." Dorms will be open for students in single and double rooms —with modifications such as room dividers and more regular cleaning and sanitation.

<https://edsource.org/2020/uc-irvine-to-offer-remote-instruction-for-virtually-all-undergraduate-courses-this-fall/633452>

### **1st-Known U.S. Lung Transplant For COVID-19 Patient Performed In Chicago**

- Doctors at Northwestern Memorial Hospital in Chicago announced Thursday they've performed the first successful double-lung transplant on a COVID-19 patient in the United States.
- The woman in her 20s was otherwise healthy but developed a severe case of COVID-19 that resulted in hospitalization, says Dr. Ankit Bharat, Northwestern's chief of thoracic surgery.
- For two months, she was in the intensive care unit on a ventilator and another machine, known as ECMO, that pumps and oxygenates blood outside of the body. Although she eventually cleared the coronavirus from her body.
- She was at risk of further decline and began showing signs that her kidneys and liver were starting to fail with no improvement in her lung function.
- "As a result of the COVID, she had formed these cavities inside the lung, and those cavities had become infected, and that bacteria was driving sepsis," Bharat says

<https://www.npr.org/sections/health-shots/2020/06/12/875486356/first-known-u-s-lung-transplant-for-covid-19-patient-performed-in-chicago>

### **Five cases of COVID-19 reported at Claremont nursing home**

- Elm Wood Center, a nursing home on Route 120 in Claremont, has reported five cases of COVID-19, one in a resident and four in employees.
- The 68-bed facility, which is owned by the Pennsylvania-based for-profit Genesis Healthcare, come as many nursing homes around the country have been hard-hit by the respiratory disease. Older adults and those with preexisting medical conditions are at a higher risk of developing serious symptoms and dying from COVID-19.
- Dr. Richard Feifer, Genesis' chief medical officer, in an emailed statement on Thursday. "We are doing everything in our power — and everything medical experts know as of at this time — to protect our patients, residents and employees."

<https://www.vnews.com/Four-cases-of-COVID-19-reported-at-Claremont-nursing-home-34725373>

### **One Good Thing**

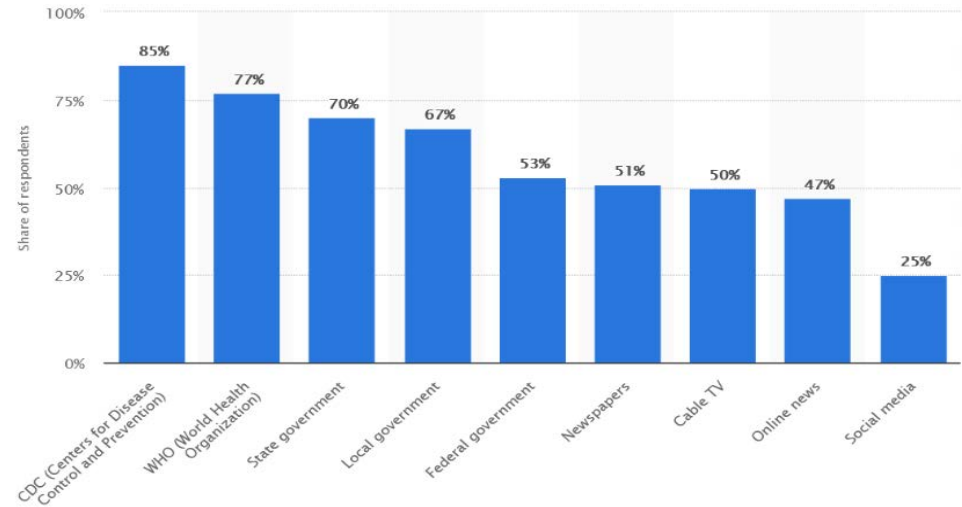
- Stories about the kindness of strangers and individuals who sacrifice for others during the coronavirus outbreak.

<https://apnews.com/OneGoodThing>

## Information:

### Most trusted sources of news for information about the coronavirus in the United States as of March 2020

<https://www.statista.com/statistics/1104557/coronavirus-trusted-news-sources-by-us/>



© Statista 2020

Additional Information

Show source

## State-By-State Summary of Public Health Criteria in Reopening Plans

<https://www.nga.org/coronavirus-reopening-plans/>

State	Plan	Reopening Start Date	Gating Criteria	Preparedness Goals	Phases for Reopening	Local Flexibility	Criteria for Reinstating Social Distancing
Alaska	<a href="#">Reopening Alaska Responsibly</a>	4/24/2020	N/A	<ol style="list-style-type: none"> <li>Tracking disease trends and burden (morbidity and mortality)</li> <li>Monitoring overall testing volume and changes in the percent of positive tests at the community, regional, and statewide levels</li> <li>Monitoring cases and conducting contact investigation for confirmed cases</li> <li>Ensuring hospitals have adequate capacity and supplies to care for COVID-19 patients and other patients needing urgent care</li> </ol>	Divided into five phases with movement between phases dependent on the preparedness goals.	N/A	N/A
California	<a href="#">California's Roadmap to Modify the Stay-at-Home Order</a>	N/A	<ol style="list-style-type: none"> <li>Stable hospitalization and ICU trends</li> <li>Ability for hospitals to meet demand</li> <li>Sufficient PPE</li> <li>Sufficient testing</li> <li>Contact tracing across the state</li> </ol>	<ol style="list-style-type: none"> <li>Monitor and protect through testing, contact tracing, and isolation</li> <li>Prevent infection</li> <li>Ensure hospital surge capacity</li> <li>Develop therapeutics</li> <li>Support social distancing in schools, businesses, and child care facilities</li> <li>Use data to identify early warning signs</li> </ol>	Divided into four phases that: <ol style="list-style-type: none"> <li>Make the essential workforce safe</li> <li>Create opportunities for low risk sectors to reopen</li> <li>Create opportunities for high risk sectors to adapt and reopen</li> <li>Return to expanded workforce in highest risk places (requires therapeutics)</li> </ol>	During phase two, counties may relax stricter local orders. Once a statewide surveillance system is made possible through testing, additional regional variations may be supported.	
Colorado	<a href="#">Key Indicators to Inform Social Distancing Guidance</a>	N/A	N/A	<ol style="list-style-type: none"> <li>Suppress the virus through social distancing measures</li> <li>Increase testing capacity and containment measures (expand contact tracing, increase epidemiology)</li> </ol>	Three phases include Urgent, Stabilization, and Recovery, and are centered around key elements such as protecting nursing homes, managing health system capacity, and	N/A	N/A

# U.S. Data

## Covid-19 Case Cluster (past 48 hours)

<https://www.cdc.gov/covid-data-tracker/index.html>

### Social Impact COVID-19 Events

**1** EVENTS  
Past 24 hours

Map of news reports related to social impact events resulting from the COVID-19 outbreak in the United States, such as school closures, localized outbreaks, state of emergency declarations, etc.

DATE RANGE

Past 24 hours

TYPE OF EVENT ?

COVID-19 Case Clusters

[About this Map](#) | Developed by [HealthMap](#)

### COVID-19 Case Clusters

The article describes a cluster of COVID-19 cases that represent higher than expected COVID-19 incidence within a local region (ex: a factory with a higher than expected COVID-19 incidence among its employees).



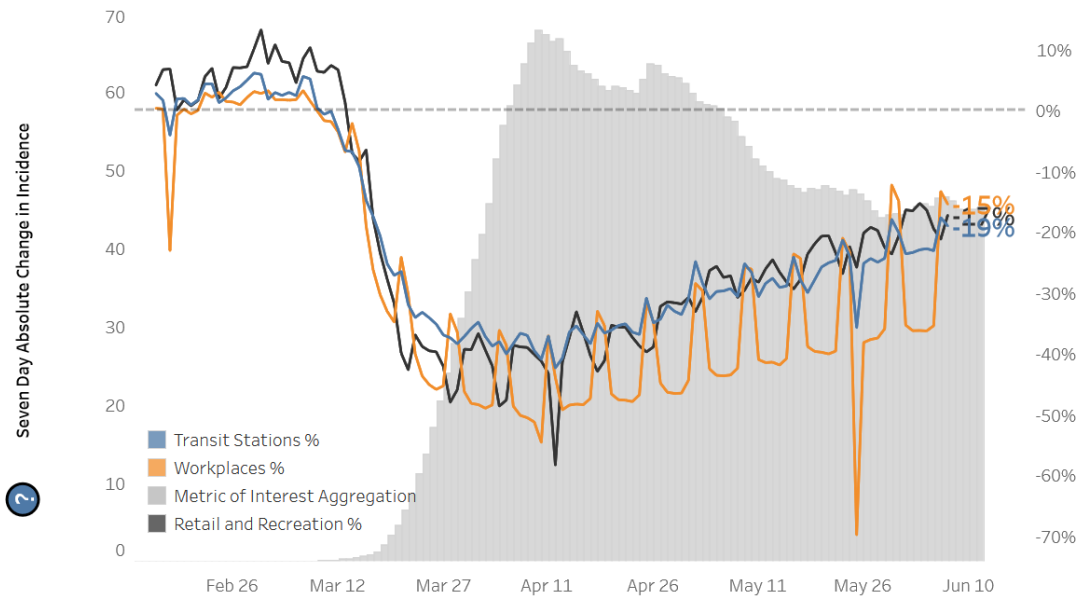
# EXPLORE HUMAN MOBILITY AND COVID-19 TRANSMISSION IN YOUR LOCAL AREA



The Human Mobility and COVID-19 Transmission Dashboard was created in partnership with the Georgia Tech Research Institute. References to the Georgia Tech Research Institute do not imply endorsement or government sanction by the U.S. Centers for Disease Control and Prevention.

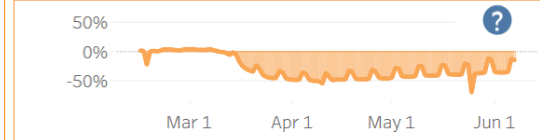
SELECT STATE USA SELECT COUNTY (All) SELECT URBAN/RURAL COUNTY CLASSIFICATION (All) SELECT METRIC OF INTEREST Seven Day Absolute Change in Incidence

All, USA

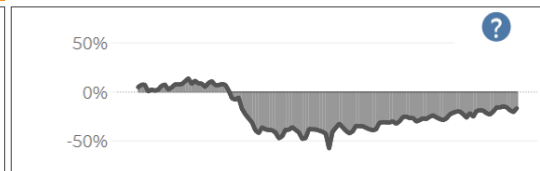


? **SHELTER IN PLACE ORDERS**  
 Hover over bar for dates and details (Select a state from dropdown to show orders)

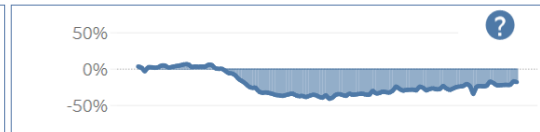
**WORKPLACES**  
**-15%**



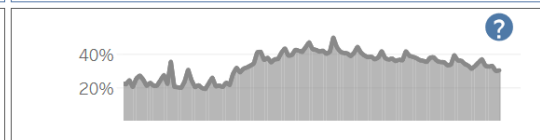
**RETAIL AND RECREATION**  
**-17%**



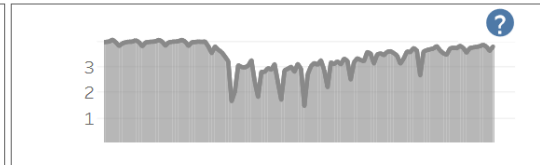
**TRANSIT STATIONS**  
**-19%**



**% AT HOME**  
**30%**



**MOBILITY INDEX**  
**3.8**



Data Sources: Case data are courtesy of USAFacts.org. Refer to USAFacts for methods of data collection and processing. Officially verified U.S. case data are available on CDC's U.S. Cases page. The mobility metrics are generated utilizing Google Mobility Reports (<https://www.google.com/covid19/mobility/>), Safegraph Social Distancing Metrics (<https://docs.safegraph.com/docs/social-distancing-metrics>), and Cuebiq Mobility Insights (<https://www.cuebiq.com/visitation-insights-covid19/>). The shelter in place orders are collected and compiled by CDC's COVID-19 response.

Limitations: The Google Mobility Reports data are not updated as frequently as other sources and often has a lag between updates. The Safegraph Social Distancing Metrics may undercount the number of at-home devices due to the fact that GPS does not register as often for people who are stationary. Also, GPS does not consistently update throughout the day, therefore someone may have taken a short trip (or not taken the device) and returned home before a sample was taken. In this case they would be counted as at-home. The shelter in place order data do not contain other types of government orders.

<https://www.cdc.gov/covid-data-tracker/index.html>

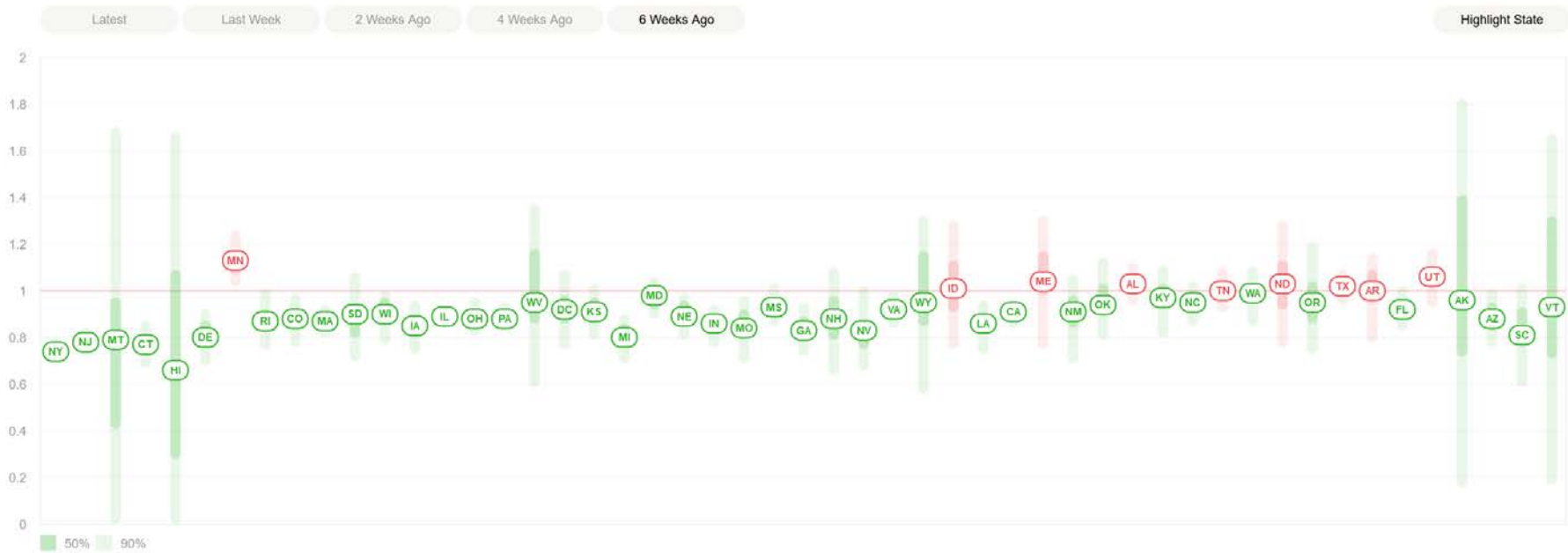
## R<sub>t</sub> Covid-19

<https://rt.live/>

These are up-to-date values for R<sub>t</sub>, a key measure of how fast the virus is growing. It's the average number of people who become infected by an infectious person. If R<sub>t</sub> is above 1.0, the virus will spread quickly. When R<sub>t</sub> is below 1.0, the virus will stop spreading.

**5/20 model update: some states' R<sub>t</sub> have changed because we improved our testing volume adjustments.**



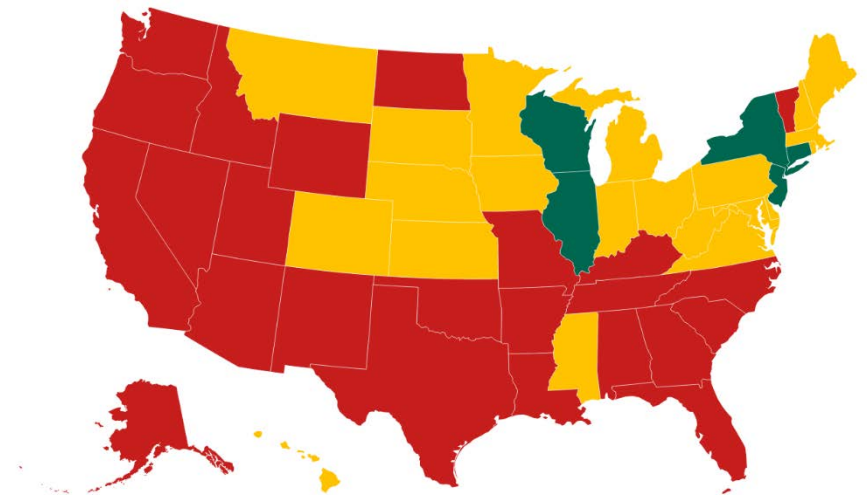


## How We Reopen Safely

Tracking states as they make progress towards a new normal

<https://www.covidexitstrategy.org/>

STATE	14-DAY TREND OF COVID+	LAST 14 DAYS OF COVID+ (ROLLING)	INFLUENZA-LIKE ILLNESS	ICU AVAILABILITY	NEW CASES PER MILLION PER DAY	% OF TEST TARGET (US: 500K/DAY)	% TEST POSITIVE
Alabama	16% Increasing	466	Minimal Level 1	24% Low Availability	110	84%	8.7% Decreasing
Alaska	277% Increasing	4	Minimal Level 1	25% Low Availability	19	100%	1.1% Increasing
Arizona	198% Increasing	408	Minimal Level 1	28% Low Availability	167	78%	14.2% Increasing
Arkansas	197% Increasing	132	Minimal Level 1	32% Low Availability	130	100%	8.0% Increasing
California	26% Increasing	2.2k	Minimal Level 1	35% Low Availability	70	100%	4.7% Increasing
Colorado	-25% Decreasing	276	Minimal Level 1	31% Low Availability	36	55%	4.3% Decreasing
Connecticut	-42% Decreasing	303	Minimal Level 1	46% Normal	49	100%	3.0% Decreasing



Get the data - Created with Datawrapper

**RED**  
Trending poorly

**YELLOW**  
Making progress

**GREEN**  
Trending better



# State Data

<https://update.covid19.ca.gov/#top>  
<https://covid19.ca.gov/>

covid19.ca.gov

## STAY 6 FEET APART

Protect yourself, your community and California.

**THE MORE PEOPLE WHO ANSWER THE CALL,**

**THE MORE LIVES AND JOBS CALIFORNIA SAVES.**

**SLOW THE SPREAD OF COVID-19.**

californiaconnected.ca.gov

#YourActionsSaveLives

### Disinfect frequently-touched surfaces.

cell phones

door knobs

light switches

fridge handles

keys

sink handles

covid19.ca.gov

#YourActionsSaveLives

### Commonly missed hand washing areas

back

palm

- thumbs
- between the fingers
- backs of fingers
- under the nails
- tops and palms of hands
- wrists, front and back

covid19.ca.gov

### WHY TESTING AND CONTACT TRACING?

Testing and contact tracing will help us slow the spread of COVID-19. The more people who answer the call, the more lives and jobs California saves.

californiaconnected.ca.gov

# Riverside County

<https://www.rivcoph.org/coronavirus>

**RUHS Public Health - June 11, 2020**

[Riverside County passes 10,000-case mark of confirmed coronavirus cases](#)

Tested  
**145,739**

Confirmed  
**10,240**

Currently Hospitalized  
**232**  
Includes 71 in ICU

Deaths  
**377**

Recovered  
**5,714**

Confirmed Cases by City of Residence (Click on map for numbers)

Updated 6/11/2020



County of Riverside, Esri, HERE, Garmin, FAO, N...

Confirmed Cases in County Jails = **244**; Recovered = **207**; Confirmed Cases in State Prisons = **407**.

Cities

Communities

Long Term Care

Reports



Data Notes

# Weather

## COVID-19 Weather Support

**Issued:**

**1100 AM June 11, 2020**

### IMPACT SCALE

●  
None

●  
Minor

●  
Moderate

●  
High

●  
Extreme

### Resources

- <https://www.weather.gov/spot/>
- <https://inws.ncep.noaa.gov>
- <https://www.wrh.noaa.gov/sgx/event/dsstable.php>

(858) 675 - 8705  
(24/7, Restricted)

Weather.gov/SanDiego

## 7-day Forecast for Counties in far Southwest CA

Period June 11 - June 18 (24-hr)	Orange	SW San Bernardino	All Deserts	Western Riverside	San Diego
Thursday	Warm	Very Warm	Very Warm	Very Warm	Warm
Friday	Cooler	Milder	Warm Breezy	Milder	Cooler
Saturday	Mild	Mild	Warm Breezy	Mild	Mild
Sunday	Mild	Mild	Warm	Mild	Mild
Monday	Warmer	Warm	Warm	Warm	Warmer
Tuesday	Warm	Warm	Warm	Warm	Warm
Wednesday	Warm	Warm	Warm	Warm	Warm
Thursday	Mild	Mild	Cooler	Mild	Mild

### Forecast Discussion

Greater onshore flow will occur today with a noticeably cooler day for the coast with slight cooling for the valleys. The hottest day of the period will occur for our desert locales, with 105-110 degrees in the lower deserts and mid 90s for the high desert before conditions cool heading into the weekend. Gusty west winds of 30-40 MPH will occur at times over the mountains and deserts Friday-Saturday. A ridge of high pressure will begin to build across the area on Sunday, leading to temperatures slightly above normal into early and middle part of next week.

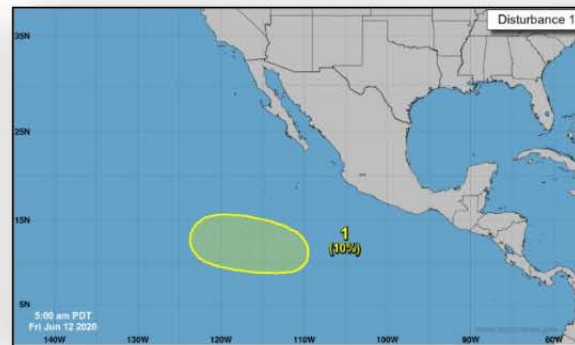
Latest hazard threat table: <https://www.wrh.noaa.gov/sgx/event/dsstable.php>

# Tropical Outlook – Five Day



## Central Pacific

- No new tropical cyclones are expected during the next five days



## Eastern Pacific

### Disturbance 1 (as of 5:00 a.m. ET)

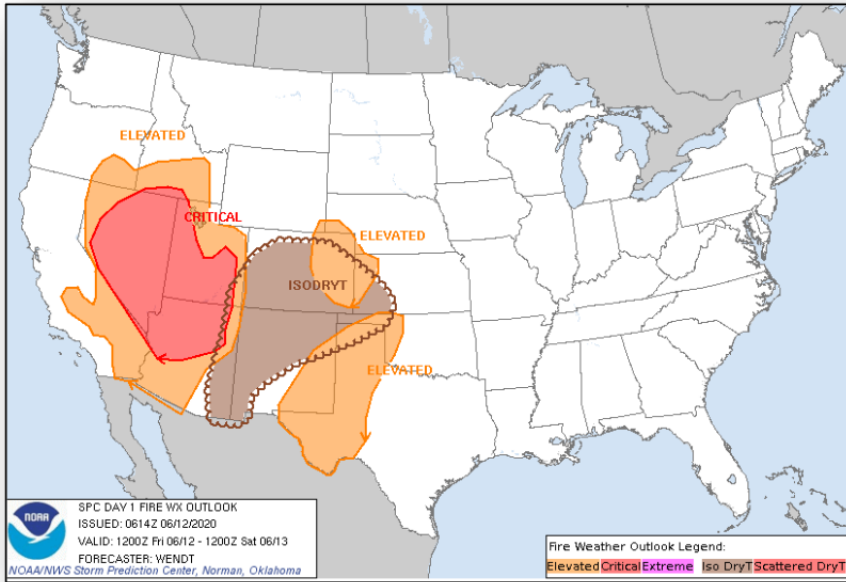
- A low S or SSW of southern tip of Baja California Peninsula
- Conditions are expected to be only marginally conducive, and any development should be slow to occur
- Formation chance through 48 hours: Low (near 0%)
- Formation chance through 5 days: Low (10%)



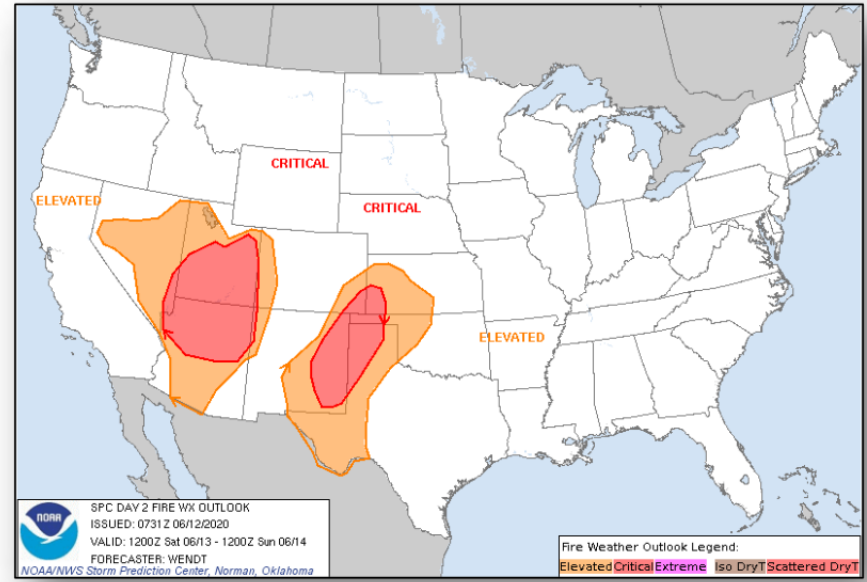
## Atlantic

- No new tropical cyclones are expected during the next five days

# Fire Weather Outlook



**Today**



**Tomorrow**

## Resources



### [Common Sense Media, Resources for Families During the Covid-19](#)

Navigate social distancing and school closures with quality media and at-home learning opportunities for your kids. Includes Understanding COVID-19 news coverage, How to stay calm for yourself and your kids, Learning at home and homework help, What to watch, read, and play.



### [Common Sense Education, Resources for Educators](#)

How to find great learning resources for your students during school closures and recommendations on the best tools for virtual learning. Including: Getting Ready for Virtual Learning, Communicating with Families, Core Subject Resources, Using Video, Collaboration and Discussion, Student-Led and Interest-Based Learning, and Free Resources.



### [Discovery Education](#)

This dynamic Experience platform is packed with over 190,000 assignable, editable activities and resources for K-12, based on core curriculum concepts and popular topics in math, science, social studies, ELA, and health. Whether you're looking for fun videos, interactive activities, or complete, ready-to-use lesson plans, Discovery Education Experience has everything teachers want and students need to enhance virtual learning.



### [Audible](#)

Kids young and old can instantly stream an incredible collection of stories, including titles across six different languages, that will help them continue dreaming, learning, and just being kids. All stories are free to stream on your desktop, laptop, phone or tablet.



Google Earth

### [Google Earth, Virtual Tours of National Parks](#)

Google Earth rolled out virtual tours of some of the most breathtaking parks in the country. The map and satellite imagery masters at Google Earth have put together a series of guided virtual tours of 31 national parks around the country, providing a stunning glimpse of the trails and vistas you would see if you visited them in real life.



GEORGIA  
AQUARIUM

### [Georgia Aquarium, Live Cams](#)

View the animals live! African Penguins, Gators, Puffin, Piranhas, Jellyfish, Sea Otters, and Beluga Whales. Plus Ocean and Barrier Reef views!



### [San Diego Zoo, Animal Live Cams](#)

View the animals live! Baboons, Penguins, Pandas, Polar Bears, Apes, Koalas, Giraffes, Butterflies, Elephants, Tigers, Owls and Condors!