



Daily Situation Summary

Thursday, June 4, 2020

As of 10:00 AM

COVID-19 by the Numbers

06/03/2020

	Riverside	Imperial	Kern	Los Angeles	Orange	San Bernardino	San Diego	San Luis Obispo	Sana Barbra	Ventura	California	United States	Global
Total Cases	8,091	2,459	2,406	57,144	6,790	5,438	7,676	275	1,703	1,178	117,687	1,802,470	6,272,098
Cases Per Capita	339	1,364	272	566	215	255	232	98	384	139	301	547	82
Total Deaths	344	29	39	2,443	150	208	312	1	14	34	4,361	105,157	379,044
Deaths Per Capita	14.43	16.09	4.42	24.19	4.74	9.74	9.45	0.36	3.16	4.01	11.14	31.89	4.95
% of State's Cases	6.88%	2.09%	2.04%	48.56%	5.77%	4.62%	6.52%	0.23%	1.45%	1.00%	6.53%	28.74%	
Currently in Hospitals	211	66	67	1,457	306	156	297	2	25	25	3,090		
Currently in ICU	66	18	33	439	130	63	142	2	8	10	1,079		
Case Fatality Rate	4.3%	1.2%	1.6%	4.3%	2.2%	3.8%	4.1%	0.4%	0.8%	2.9%	3.7%	5.8%	6.0%
Population*	2,383,286	180,216	883,053	10,098,052	3,164,182	2,135,413	3,302,833	281,455	443,738	848,112	39,148,760	329,731,335	7,653,432,600
% of Population	6.09%	0.46%	2.26%	25.79%	8.08%	5.45%	8.44%	0.72%	1.13%	2.17%	0.04%	0.0236%	

Sources: CDPH, WHO, CDC

The date for which case statistics and hospital data were reported. Hospital COVID data are self-reported through a portal managed by the California Hospital Association and pulled at 2pm. COVID case statistics are reported by local health departments to CalREDIE and are pulled at 2pm. Hospital data and case statistics are integrated by the California Department of Technology and made available through the Open Data Portal the following morning.

*California-Demographics.com is made by Cubit – a demographic data provider & census.gov

Additional Resources

More detail on page 2

News

More detail on page 3

US Data

More detail on page 6

State Data

More detail on page 10

Riverside County

More detail on page 12

Weather

More detail on page 13

****Extraordinary Assumptions: There are a lot of different data sources in this report not all of them match but aid to provide an overall picture of the current situation. COVID-19 Data Source Comparison - https://covid-19.splunkforgood.com/covid_19_datasource_comparison**

Additional Resources

This page was shared with me today. It looks to have all sorts of cool items including a Survival Rate Calculator. Thank you to Zuzzette Bricker, the Emergency Management Program Manager at the City of Moreno Valley for sending this link over.

<https://ncov2019.live/data>

The screenshot shows the nCoV2019.live website interface. At the top, there are navigation links for Data, Map, Wiki, About, and Survival Rate Calculator. Social media follow buttons for @AviSchiffmann on Instagram and Twitter, and a 'Buy Me a Coffee' button are also visible.

Quick Facts (updated: 32 minutes ago):

- 6,622,429** Total Confirmed
- 54,247** Total Critical
- 388,971** Total Deceased
- 3,082,900** Total Active
- 2,991,792** Total Recovered
- 139** Total Vaccines in Development

Go To Region

- All Regions
- World
- United States
- Canada

World COVID-19 Stats

NAME	CONFIRMED	CHANGES TODAY	CRITICAL	DECEASED	CHANGES TODAY	TESTS	ACTIVE	RECOVERED
TOTAL	6,622,429	↑ 59,733 (0.97%)	54,247	388,971	↑ 2,184 (0.56%)	90,684,631	3,082,900	2,991,792
★ United States	1,906,692	↑ 4,909 (0.26%)	16,947	109,255	↑ 113 (0.1%)	19,158,576	1,108,516	688,921
★ Brazil	590,485	↑ 6,505 (1.11%)	8,318	32,888	↑ 141 (0.43%)	930,013	291,665	265,132
★ Russia	441,108	↑ 8,831 (2.04%)	2,300	5,384	↑ 169 (3.24%)	11,733,051	231,101	204,623
★ United Kingdom	279,856		1,559	39,720		4,786,219	Unknown	Unknown
★ Spain	240,669		617	27,133		4,063,843	63,151	150,376
★ Italy	233,836		676	33,601		3,959,591	39,297	160,938
★ India	224,215	↑ 7,391 (3.41%)	8,944	6,301	↑ 213 (3.3%)	4,242,718	110,495	107,419
★ France	188,836		1,210	29,021		1,304,633	90,360	69,455
★ Germany	184,492	↑ 67 (0.04%)	632	8,701	↑ 2 (0.02%)	4,348,880	7,991	167,800

USA COVID-19 Stats

NAME	CONFIRMED	CHANGES TODAY	CRITICAL	DECEASED	CHANGES TODAY	TESTS	ACTIVE	RECOVERED
TOTAL	1,906,692	↑ 4,909 (0.26%)	16,947	109,255	↑ 113 (0.1%)	19,158,576	1,470,214	688,921
★ New York	382,837		89,861	30,164		2,229,473	286,411	66,262
★ New Jersey	163,774		Unknown	11,906		837,420	Unknown	Unknown
★ Illinois	123,830		Unknown	3,621		959,175	Unknown	Unknown
★ California	120,260		Unknown	4,421		2,131,294	Unknown	Unknown
★ Massachusetts	101,592		10,151	7,152		661,547	Unknown	Unknown
★ Pennsylvania	77,878		Unknown	5,769		501,087	Unknown	Unknown
★ Texas	69,437		Unknown	1,768		1,150,868	23,152	44,517
★ Florida	60,103	↑ 1,419 (2.41%)	10,678	2,607	↑ 40 (1.56%)	1,107,952	Unknown	Unknown
★ Michigan	50,035		Unknown	5,570		593,549	14,366	38,099

Canada COVID-19 Stats

NAME	CONFIRMED	CHANGES TODAY	CRITICAL	DECEASED	CHANGES TODAY	TESTS	ACTIVE	RECOVERED
TOTAL	94,628		1,721	7,578		1,787,446	35,556	51,453

News

UK hosts vaccine summit amid calls for free virus vaccine

- The British government is hosting a vaccine summit Thursday, hoping to raise billions of dollars to immunize children in developing countries and to discuss how any potential vaccine against the new coronavirus might be distributed globally — and fairly
- “Rich countries will most likely try to push their way to the front of the queue, leaving poorer countries at the back, and that’s a problem,” said Jimmy Whitworth, a professor of international public health at the London School of Hygiene and Tropical Medicine.
<https://apnews.com/3db65c76530070ec09b4f63a487c0043>

Brazil reports highest 1-day virus death toll

- Brazil has reported another 1,349 COVID-19 deaths, the largest 24-hour increase to the country’s coronavirus death toll since its outbreak began.
- Brazil has reported about 32,500 deaths from the virus so far, the fourth most of any country in the world, trailing just behind Italy. Experts believe the actual death toll is significantly higher but hasn’t registered due to insufficient testing.
<https://apnews.com/de0fc51b944c8b75a7d8af88bf80b5cd>

1.9 million seek jobless aid even as reopenings slow layoffs

- Nearly 1.9 million people applied for U.S. unemployment benefits last week, evidence that many employers are still cutting jobs even as the gradual reopening of businesses has slowed the pace of layoffs
- The total number of people who are receiving jobless aid rose slightly to 21.5 million, down from a peak of nearly 25 million two weeks ago but still at a historically high level.
- The number of people who applied for benefits last week marked the ninth straight decline since applications spiked in mid-March. The job market meltdown that was triggered by the coronavirus may have bottomed out as more companies call at least some of their former employees back to work.
<https://apnews.com/70a9ade8c17f44967f11daf5ee314bb2>

Universal takes first steps reviving Orlando theme park biz

- With masks on their faces and temperature checks at entrances, Harry Potter fans and roller coaster lovers streamed back into Universal Orlando Resort this week in one of the first major steps toward reviving Florida’s theme park industry, which was left temporarily moribund by closures to stop the spread of the new coronavirus.
- Universal Orlando became the first of Orlando’s major theme park resorts to reopen by allowing annual pass-holders to return to its three parks Wednesday and Thursday. It will open to the general public Friday for the first time since mid-March.
- Crosstown rival SeaWorld Orlando is set to reopen next week, and Walt Disney World plans to welcome back visitors next month to its parks. Both theme parks resorts are adapting similar safety protocols as Universal. On Thursday, SeaWorld-owned parks in Tampa, Busch Gardens Tampa Bay and Adventure Island, announced they planned to open next week
<https://apnews.com/cce4b6f3914ae5f8baedbb61258ea862>

Epidemic of wipes and masks plague sewers, storm drains

- Mayor Jim Kenney kicked off a recent briefing on Philadelphia’s coronavirus response with an unusual request for residents: Be careful what you flush.
- Between mid-March, when the city’s stay-at-home order was issued, and the end of April, most of the 19 sewer and storm water pumping stations in Philadelphia had experienced clogs from face masks, gloves and wipes residents had pitched into the potty, Kenney said.
- Officials in other U.S. cities and rural communities — and the U.S. Environmental Protection Agency — have issued similar pleas as wastewater plant operators report a surge of stopped-up pipes and damage to equipment.
- Sanitary sewer overflows jumped 33% between February and March in Houston because of clogs from rags, tissues, paper towels and wipes, said public works department spokeswoman Erin Jones.
- “At one wastewater pumping station alone, one that does not have grinder pumps, we have seen an increase of 37,000 pounds of wipes during January–March 2020 compared with the same time period in 2019,” said utility spokeswoman Lyn Riggins.
- To reduce the likelihood of clogs, WSSC Water — a wastewater utility that serves nearly 1.8 million customers in Prince George’s and Montgomery counties in Maryland — installed about 27 debris grinding pumps over the last decade at a cost of \$1.5 million.
- “Don’t be fooled by wipes packaging claims that these products are flushable,” DC Water said in a March advisory. “They are not.”
<https://apnews.com/c063f6c45f8e7f7870b61936f77f3d34>

Las Vegas reopens from historic coronavirus casino closure

- The first customers who started gambling again early Thursday in Las Vegas and throughout Nevada.
- Hotel-casinos in suburban Las Vegas were the first to open at 12:01 a.m., to be followed later in the morning by a restart of the iconic Bellagio fountain and reopenings of several resorts on the Las Vegas Strip.
- The past few months have presented our city with an unprecedented challenge,” said Derek Stevens, owner of two downtown Las Vegas casinos that were shuttered along with all gambling establishments in the state 79 days ago. “We are excited to get our employees back to work and to welcome guests to the entertainment capital of the world
- The regulatory board required detailed health safety plans from resort owners by last week, before giving the go-ahead to reopen.
- Feldman said he thinks it will take a long time for the sector to recover. “This is going to be a pretty long, slow climb,” said Feldman, who was with MGM Resorts when Las Vegas experienced an abrupt air travel stop after the Sept. 11, 2001, terror attacks, and later a crippling plunge in business during the Great Recession over a decade ago. “I’m hopeful it is a consistent climb, without setbacks.”
- Recovery from the recession took years — reaching best-ever numbers last January and February, when taxable casino winnings were at \$1 billion each month and unemployment was at an all-time low of 3.6%.
<https://apnews.com/fcb4a57e2843bb55a3b866d4ca54977e>

California County Plans School Reopening in August

- Sonoma County, Calif., education officials are drawing up plans to reopen school campuses in some fashion this August, even as many educators remain skeptical that classes will resume as normal while districts struggle with safety and budget challenges created by the coronavirus pandemic.
- On Wednesday the Santa Rosa School Board is hosting a special meeting with the Santa Rosa Teachers Association, California School Employees Association and elected officials to highlight the financial challenges of dealing with the coronavirus.

- “The biggest question superintendents have is we need to implement all these mitigations in order to open, but how do we implement them when we are being cut?” Kitamura said.
- “That is where the uncertainty is coming from,” said Guerneville schools Superintendent Dana Pedersen, a member of the committee meeting with Herrington and Mase Wednesday. “We can come up with all kinds of scenarios and models but my understanding to date is that there has been no commitment for funding.”
- “It could look different,” she said. “People may not want to hear that, but that is the reality.”
- “Seventy-five percent (of students) are already living in some form of poverty,” she said. “Our parents need to get back to work. That’s an entire challenge unto itself.”

https://www.governing.com/next/California-County-Plans-School-Reopening-in-August.html?utm_term=READ%20MORE&utm_campaign=The%20American%20Ethos%20and%20the%20Betrayal%20of%20Expertise&utm_content=email&utm_source=Act-On+Software&utm_medium=email

The American Ethos and the Betrayal of Expertise (Opinion)

- We know from the historical literature, starting with Daniel Defoe’s A Journal of the Plague Year (1721) right up to historical accounts of the great 1918 Spanish Influenza Epidemic, including John M. Barry’s The Great Influenza: The Story of the Deadliest Pandemic in History (2004), that societies (including their governments) have a hard time accepting the reality of pandemics, especially at the beginning. The pattern of denial and confusion, followed by initially inept government measures, is nearly universal. So, anyone who is trying to think about the COVID-19 pandemic, frame it in a generous historical context, and not just react in predictable ways, wants to give the Trump administration and the national government more generally some benefit of the doubt.
- When the American economy collapsed in 1929, President Herbert Hoover chose the former course, partly because of his political party’s ideology. Franklin Delano Roosevelt, who promised to do whatever it took to fix things, won the presidential election of 1932. This drove the right nuts (some to this day). It is true that FDR threw an alphabet soup of programs, initiatives and projects at the Great Depression, not all of which were effective, but the American people appreciated that he sought to save lives, put people back to work and to preserve a measure of dignity for even the poorest and least-advantaged Americans. FDR’s famous optimism, his reassuring fireside chats on the radio, his careful assurance that we would get through this together, helped save the country. Because of that, the people rewarded him (in spite of the things that went wrong in the New Deal) with three more presidential terms. FDR now routinely ranks as one of the top five presidents in American history, along with his more hectic fifth cousin Theodore. At no point did FDR say, don’t worry about the Depression, it will just go away magically one of these days. At no point did he call it a hoax.
- Now that we are in it, we need clear, consistent, truthful, and scientifically grounded leadership at every level of American society. The politics of COVID-19 are nearly as toxic as the disease, more toxic for the long-term impact on our economy and social structure. There can be no excuse for obfuscation, denial, scapegoating, or conspiracy theories from behind any official podium, public or private. We need all the expertise we can muster to get out of this crisis alive. If our leaders will not tell us to listen to the experts, how can we expect to maximize the number of people who take this catastrophe seriously, so we can get back to regular order sooner rather than later?

https://www.governing.com/context/The-American-Ethos-and-the-Betrayal-of-Expertise.html?utm_term=The%20American%20Ethos%20and%20the%20Betrayal%20of%20Expertise&utm_campaign=The%20American%20Ethos%20and%20the%20Betrayal%20of%20Expertise&utm_content=email&utm_source=Act-On+Software&utm_medium=email

One Good Thing

- Stories about the kindness of strangers and individuals who sacrifice for others during the coronavirus outbreak.
<https://apnews.com/OneGoodThing>

U.S. Data

Covid-19 Case Cluster (past 48 hours)

Social Impact COVID-19 Events

5 EVENTS
Past 48 hours

Map of news reports related to social impact events resulting from the COVID-19 outbreak in the United States, such as school closures, localized outbreaks, state of emergency declarations, etc.

DATE RANGE

Past 48 hours

TYPE OF EVENT ?

COVID-19 Case Clusters

About this Map | Developed by HealthMap

COVID-19 Case Clusters

The article describes a cluster of COVID-19 cases that represent higher than expected COVID-19 incidence within a local region (ex: a factory with a higher than expected COVID-19 incidence among its employees).



<https://www.cdc.gov/covid-data-tracker/index.html>

US Test Data

USA

19,382,280
TESTS REPORTED

CDC | Updated: Jun 3 2020 5:45PM

USA

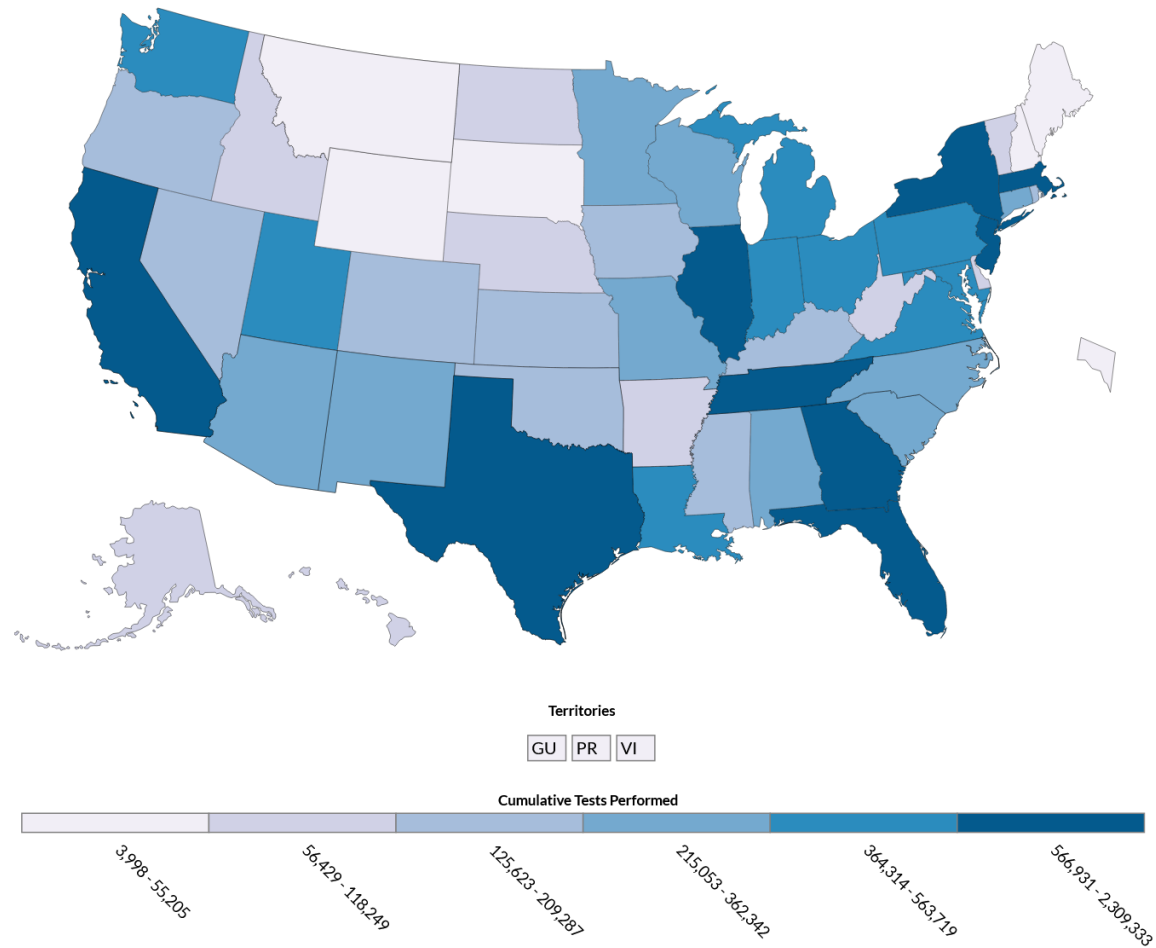
2,240,563
POSITIVE TESTS

CDC | Updated: Jun 3 2020 5:45PM

USA

12%
OVERALL %
POSITIVE

CDC | Updated: Jun 3 2020 5:45PM



<https://www.cdc.gov/covid-data-tracker/index.html>

COVID-19 Update



Situation: FEMA and HHS continue leading the multiagency COVID-19 Response / Recovery efforts. 42,315 FEMA, DoD, HHS, VA, and CDC personnel deployed / activated; 2,788 (-66) FEMA employees deployed. Nationwide testing: 18,908,412 (+1,296,287) cumulative as of June 3.

Lifelines Impacts:

Health & Medical:

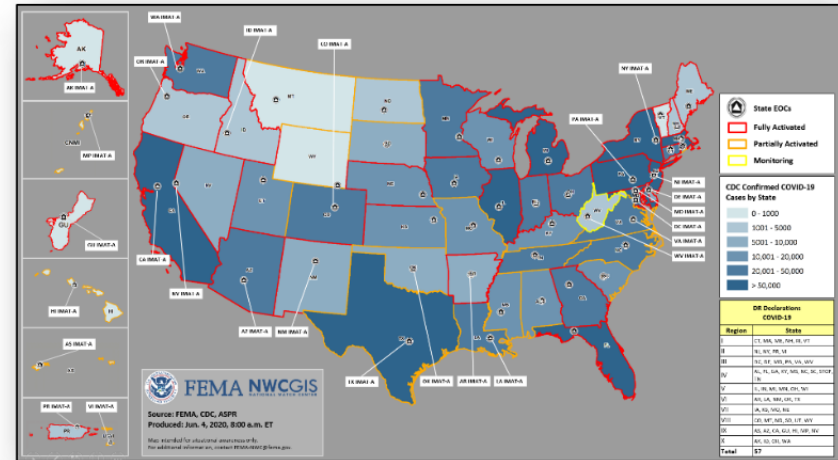
- DHS Science and Technology has developed an online calculator for predicting the decay of the virus that causes COVID-19 on surfaces under a range of temperatures and relative humidity

Transportation:

- National freight volumes declined 8% last week; however, volumes are still up 10% year-over-year which industry takes as a positive sign of rebounding freight markets for June

Response:

- NRCC Level I; Region IX RRCC Level I; Region III, V, VI and VIII RRCCs at Level III; Region VII RRCC is rostered but the Region continues to support COVID-19 response from the JFO in Kansas City, MO; all remaining RRCCs at Level II
- 28 FEMA IMAT-A teams deployed (24 actual/ 4 virtual) to states/territories/tribal nations; LNOs deployed to 37 (21 actual / 16 virtual) states/territories/tribal nations
- 57 Major Disaster Declarations approved; All State / Territory EOCs activated



COVID-19	Confirmed	Deaths
United States	1,837,173 (+ 20,217)	106,861 (+1,015)
Worldwide	6,287,771 (+93,246)	379,941 (+3,621)

(FEMA SLB COVID-19, June 3)

Civil Unrest and Protests



Situation: Protests, civil disturbances and marches are occurring in numerous cities around the nation. The demonstrations were sparked by the May 25 death of George Floyd in police custody in Minneapolis, MN.

Impacts:

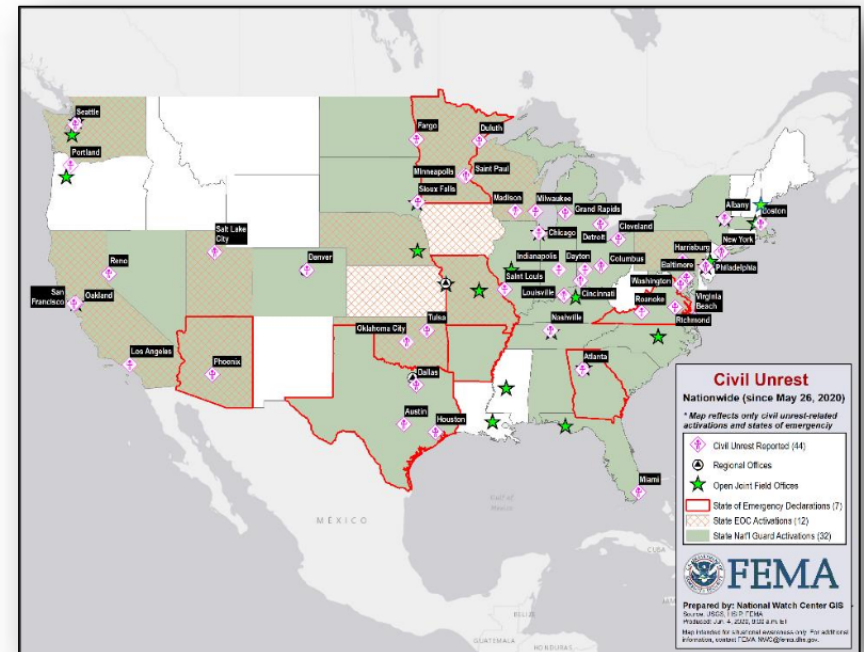
- Numerous roadways impacted in the immediate area of civil disturbances
- Media reports that at least (9) cities have implemented curfews

State/Local Response:

- State of emergency:
 - States (7): VA, GA, MN, TX, MO, AZ, AR
- State EOCs activated for civil unrest (in addition to COVID-19 activation):
 - States (12): MN, WI, UT, WA, OK, MO, AZ; PA, IA, KS, NE, CA
- National Guard activated (32): MA, NY, DC, MD, VA, PA, FL, GA, TN, AL, KY, NC, SC, IL, IN, OH, MI, MN, WI, AR, OK, TX, MO, NE, CO, ND, SD, UT, CA, NV, AZ, WA
- PA requested EMAC from VA, DE, and NJ for mutual aid to support Philadelphia Police Dept.

FEMA Response:

- Region's II, III and V: RWC working from alternate location until further notice
- RRCC: Regions III, V, and VII working remotely
- FEMA NRCC and RRCCs are activated (COVID-19)
- NWC and RWCs at Steady State and continue to monitor

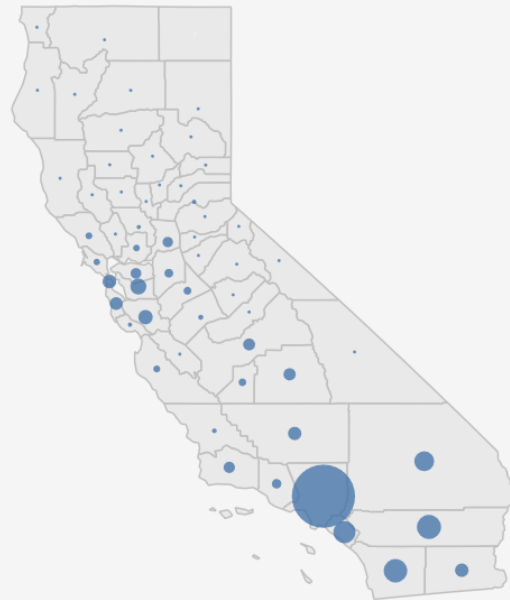


State Data

<https://update.covid19.ca.gov/#top>
<https://covid19.ca.gov/>

How are COVID-19 cases progressing in each county?

- Positive Cases
- New Cases
- Total Deaths
- New Deaths

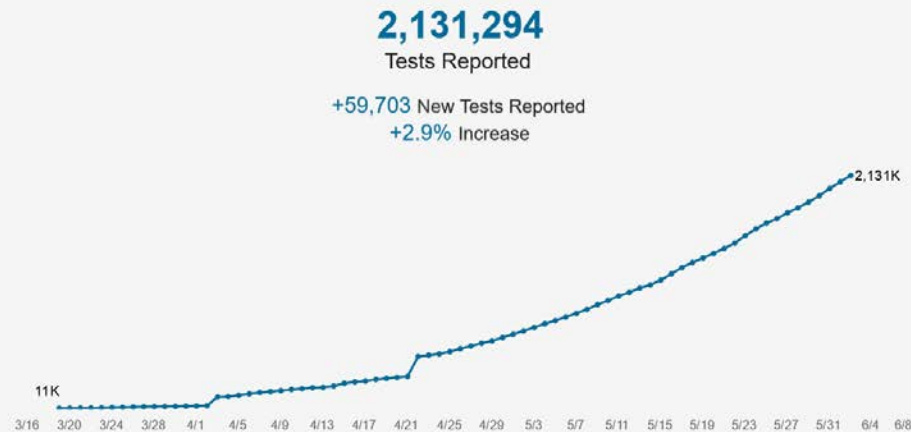


Positive Cases by County

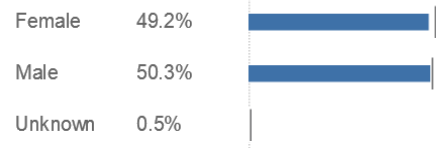
Los Angeles	57,144
Riverside	8,091
San Diego	7,676
Orange	6,790
San Bernardino	5,438
Alameda	3,517
Santa Clara	2,819
San Francisco	2,554
Imperial	2,459
Kern	2,406
San Mateo	2,203
Tulare	2,012
Fresno	1,917
Santa Barbara	1,703
Contra Costa	1,505

+ Show All

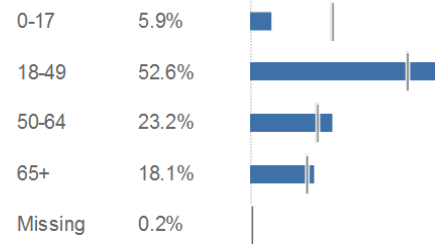
What is the current state of test results reported?



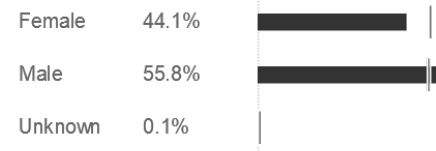
Positive Cases by Gender



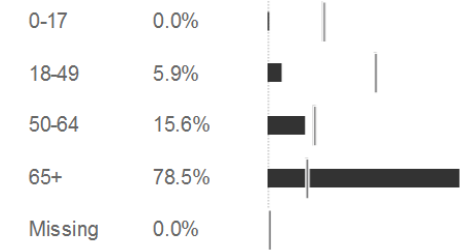
Positive Cases by Age



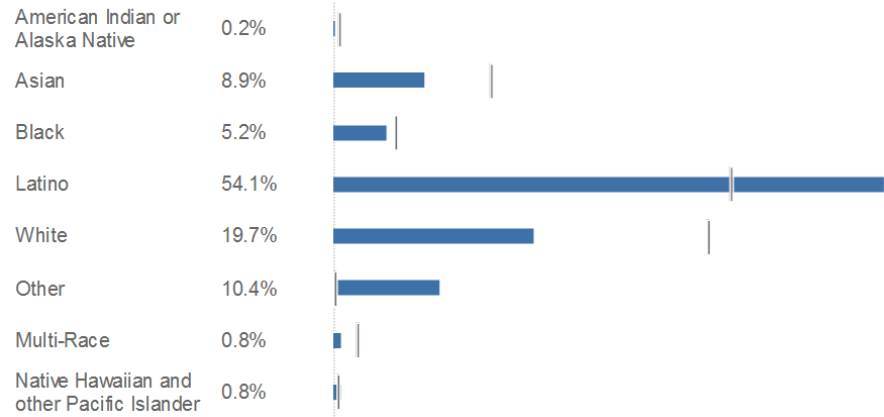
Total Deaths by Gender



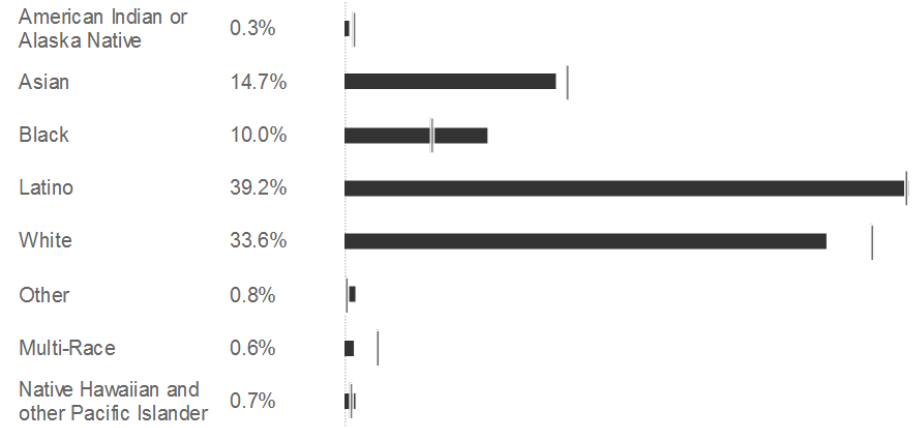
Total Deaths by Age



Positive Cases by Race/Ethnicity



Total Deaths by Race/Ethnicity





Riverside County

<https://www.rivcoph.org/coronavirus>

Riverside County Food Access Sites

<https://countyofriverside.maps.arcgis.com/apps/webappviewer/index.html?id=52ca2b425fd14b2387f3676bf6db294e&extent=-13100249.8739%2C3944965.339%2C-12940037.8626%2C4040817.3725%2C102100>

Allow this app to use your location, or type in an address to find locations providing food and meals during COVID-19 emergency in Riverside County

COVID-19 Testing

Novel Coronavirus COVID-19 Testing

Cathedral City @ 33520 Date Palm Drive

Corona @ 921 S. Belle Avenue

Indio @ 46350 Arabia Street (Drive-thru)

Lake Elsinore @ 500 Diamond Drive (*Make appointment online: www.projectbaseline.com/study/covid-19 or call 800.945.6171)--Drive-thru

Moreno Valley @ 21401 Box Springs Road

Perris @ 18700 Lake Perris Drive (Drive-thru)

Riverside @ 5261 Arlington Avenue (Opening June 2; Drive-thru)

San Jacinto @ 790 S. State Street

Beaumont @ 390 Oak Valley Parkway

Desert Hot Springs @ 12-800 W. Arroyo Drive

Hemet @ 43935 Acacia Avenue

Jurupa Valley @ 5293 Mission Blvd.

Mecca @ 91391 66th Avenue

Norco @ 3737 Crestview Drive

Perris @ 21565 Steele Peak Drive

Temecula @ 41000 County Center Drive

Appointment required. Call 888.634.1123 or visit <https://lhi.care/covidtesting>.

Appointment required. Call 800.945.6171.

***All locations are indoor, unless otherwise noted.**

Weather

Heat will continue to build into the region today and Wednesday. Wednesday will be the hottest day with highs in the Inland Empire and the High Deserts from 94 to 99 degrees, and near 110 degrees in the Lower Deserts.

- A few degrees of cooling will occur west of the mountains on Thursday. The intense heat will continue in the Lower Deserts Thursday with highs again near 110 degrees.
- Cooler weather, increased onshore flow, gusty west winds in the mountains and deserts, and more widespread night and morning marine layer clouds will occur Friday and Saturday.
- A few sprinkles may occur from the mountains west to the coast tonight into Wednesday and again on Friday and Saturday.

CHANGES SINCE LAST BRIEFING


- The Excessive Heat Watch for the lower deserts on Wednesday and Thursday has been upgraded to an Excessive Heat Warning

COVID-19 Weather Support

Issued:

1100 AM June 03, 2020

NATIONAL WEATHER SERVICE
SAN DIEGO, CA



IMPACT SCALE

●
None

●
Minor

●
Moderate

●
High

●
Extreme

Resources

- <https://www.weather.gov/spot/>
- <https://inws.ncep.noaa.gov>
- <https://www.wrh.noaa.gov/sgx/event/dsstable.php>

(858) 675 - 8705
(24/7, Restricted)

Weather.gov/SanDiego

7-day Forecast for Counties in far Southwest CA

Period June 3 - June 10 (24-hr)	Orange	SW San Bernardino	All Deserts	Western Riverside	San Diego
Wednesday	Warm Inland	Peak of Heat	HOT	Peak of Heat	Warm Inland
Thursday	Mild	Cooler	Continued Hot	Cooler	Mild
Friday	Mild	Cooler	Cooler Breezy	Cooler	Mild
Saturday	Mild	NONE	Cooler Breezy	NONE	Mild
Sunday	Mild	NONE	Cooler	NONE	Mild
Monday	Mild	Warming	Cooler Breezy	Warming	Mild
Tuesday	Warming	Warming	Warming	Warming	Warming
Wednesday	Warmer	Warmer	Warmer	Warmer	Warmer

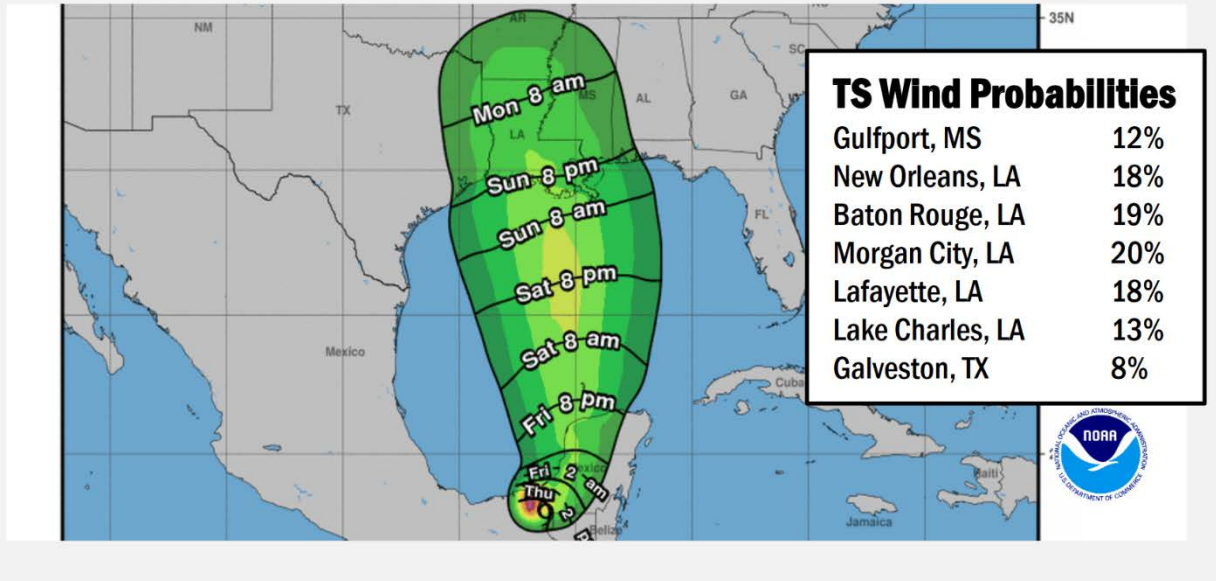
Forecast Discussion

High pressure will remain in place through Thursday, bringing hot weather to the inland valleys and the deserts. We will also see a slight chance of thunderstorms across the San Bernardino Mtns. and adjacent desert areas today, with very light rainfall if any. The hottest day will be today, but the heat will linger in the deserts through Thursday. Today, we can expect mid 90s to near 100 across the Inland Empire and High Desert and near 110 across the Lower Deserts. Cooling west of mountains Thursday, with more cooling Friday and Saturday in all areas. There will also be a small chance for showers Friday night into Saturday night.

Latest hazard threat table:
<https://www.wrh.noaa.gov/sgx/event/dsstable.php>

Tropical Storm Cristobal

MOST LIKELY ARRIVAL OF TS WINDS



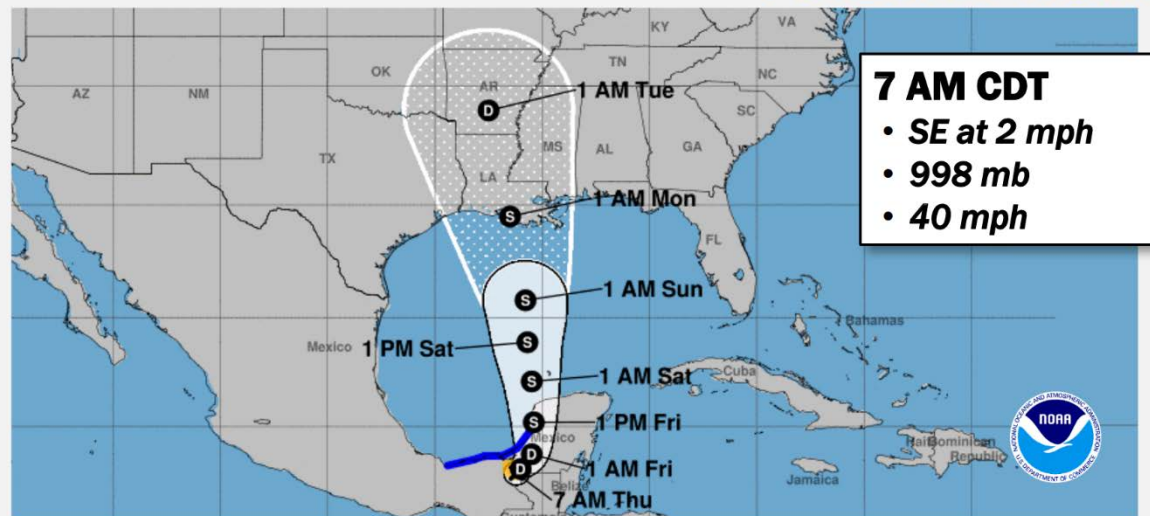
TS Wind Probabilities

Gulfport, MS	12%
New Orleans, LA	18%
Baton Rouge, LA	19%
Morgan City, LA	20%
Lafayette, LA	18%
Lake Charles, LA	13%
Galveston, TX	8%



Tropical Storm Cristobal

FORECAST TRACK



7 AM CDT

- SE at 2 mph
- 998 mb
- 40 mph



Tropical Storm Cristobal – Prep/Response



FEMA

Situation: Tropical Storm Cristobal forecast to re-emerge over the southern Gulf of Mexico Friday and move northward over the central and northern Gulf over the weekend. States may begin to experience tropical-storm-force winds and rainfall as early as Saturday night along the Louisiana and Texas coastlines.

Potential Impacts:

- Risk of storm surge, heavy rainfall, and wind beginning this weekend along portions of the U.S. Gulf Coast from Texas to the Florida Panhandle
- Flood Watch in effect for the southeastern Gulf Coast of LA

State/Local Preparations:

- TX and LA EOCs at Partial Activation (COVID-19)
- LA GOHSEP hosting Hurricane Task Force teleconference today
- TX EOC hosting TS Cristobal development briefing today
- City of New Orleans reports no concern with pump capacity but concerned with redundant power if turbine 4 is lost
- States coordinating/planning non-congregate sheltering options

FEMA/Federal Preparations:

- The NRCC at Level I; Region VI RRCC at Level III for COVID-19
- Region VI IMAT-1 Virtually deployed to AR; remains available to deploy
- Region VI IMAT-2 FMC; standing by to deploy to LA
- Denton MERS assets prepared to deploy as necessary
- ISB established in Roseland, LA; SMT Team Fort Worth deploying as surge support
- IOF established at LA GOHSEP
- USACE managing Mississippi river flow; messaging to Mariners
- NWC and RWCs at Steady State and continue to monitor



Central Pacific Overview

TROPICAL OUTLOOK



East Pacific Overview

TROPICAL OUTLOOK



Hazards Outlook – June 6 - 10



FEMA

