



# Daily Situation Summary

## Tuesday, June 2, 2020

### As of 10:00 AM

## COVID-19 by the Numbers

06/02/2020

	Riverside	Imperial	Kern	Los Angeles	Orange	San Bernardino	San Diego	San Luis Obispo	Sana Barbra	Ventura	California	United States	Global
Total Cases	7,921	2,366	2,366	55,899	6,640	5,310	7,556	275	1,671	1,163	115,310	1,787,680	6,140,934
Cases Per Capita	332	1,313	268	554	210	249	229	98	377	137	295	542	80
Total Deaths	344	29	38	2,384	147	204	312	1	12	34	4,286	104,396	373,548
Deaths Per Capita	14.43	16.09	4.30	23.61	4.65	9.55	9.45	0.36	2.70	4.01	10.95	31.66	4.88
% of State's Cases	6.87%	2.05%	2.05%	48.48%	5.76%	4.60%	6.55%	0.24%	1.45%	1.01%	6.45%	29.11%	
Currently in Hospitals	203	68	63	1,422	292	148	314	3	25	24	3,038		
Currently in ICU	62	20	30	425	121	62	150	3	7	8	1,054		
Case Fatality Rate	4.3%	1.2%	1.6%	4.3%	2.2%	3.8%	4.1%	0.4%	0.7%	2.9%	3.7%	5.8%	6.1%
Population*	2,383,286	180,216	883,053	10,098,052	3,164,182	2,135,413	3,302,833	281,455	443,738	848,112	39,148,760	329,726,295	7,653,431,700
% of Population	6.09%	0.46%	2.26%	25.79%	8.08%	5.45%	8.44%	0.72%	1.13%	2.17%	0.03%	0.0234%	

Sources: CDPH, WHO, CDC

The date for which case statistics and hospital data were reported. Hospital COVID data are self-reported through a portal managed by the California Hospital Association and pulled at 2pm. COVID case statistics are reported by local health departments to CalREDIE and are pulled at 2pm. Hospital data and case statistics are integrated by the California Department of Technology and made available through the Open Data Portal the following morning.

\*California-Demographics.com is made by Cubit – a demographic data provider & census.gov

### News

More detail on page 2

### State Data

More detail on page 8

### US Data

More detail on page 5

### Weather

More detail on page 9

**\*\*Extraordinary Assumptions: There are a lot of different data sources in this report not all of them match but aid to provide an overall picture of the current situation. COVID-19 Data Source Comparison - [https://covid-19.splunkforgood.com/covid\\_19\\_datasource\\_comparison](https://covid-19.splunkforgood.com/covid_19_datasource_comparison)**

## News

### China delayed releasing coronavirus info, frustrating WHO

- China sat on releasing the genetic map, or genome, of the virus for more than a week after three different government labs had fully decoded the information. Tight controls on information and competition within the Chinese public health system were to blame, according to dozens of interviews and internal documents.
- Although international law obliges countries to report information to WHO that could have an impact on public health, the U.N. agency has no enforcement powers and cannot independently investigate epidemics within countries. Instead, it must rely on the cooperation of member states.
- On Jan. 22, WHO convened an independent committee to determine whether to declare a global health emergency. After two inconclusive meetings where experts were split, they decided against it — even as Chinese officials ordered Wuhan sealed in the biggest quarantine in history. The next day, WHO chief Tedros publicly described the spread of the new coronavirus in China as “limited.”
- The WHO announced China had agreed to accept an international team of experts. In a press briefing on Jan. 29, Calling China’s level of commitment “incredible.”
- The next day, WHO finally declared an international health emergency. Once again, The WHO thanked China, saying nothing about the earlier lack of cooperation.

<https://apnews.com/3c061794970661042b18d5aeaaed9fae>

### Virus-tracking app angers thousands in Moscow with fines

- Social Monitoring app tracks users via GPS and sends them random notifications demanding a selfie to prove they’re still at home. If it detects they’ve left home or they fail to provide a photo, they face a fine of about \$56 each time.
- But soon the app became a nightmare. It crashed when she tried to take a photo. Weak with illness, she struggled with the software for days, sometimes on hold for hours with technical support. And when her quarantine ended, she discovered she had accumulated 11 fines totaling \$620.
- “That’s more than my monthly wage,”... “This quarantine has been hard on me. And now I have to deal with this on top of it.”
- Thousands of Muscovites also complain they have been wrongfully fined by the quarantine app. In slightly over a month, authorities issued some 54,000 fines, totaling \$3 million among its nearly 70,000 registered users.
- Authorities insist the fines were justified, issued to those who repeatedly violated quarantine. But the app’s users say it has glitches and flaws, sometimes demanding selfies in the middle of the night, adding that the fines were dished out arbitrarily.

<https://apnews.com/ca08db0bc06f0a9d20e205104680c881>

### Remdesivir shows modest improvement in moderate COVID-19 patients

- Gilead Sciences Inc on Monday reported its antiviral drug remdesivir provided a modest benefit in patients with moderate COVID-19 given a five-day course of the treatment. In contrast, those who received the medicine for 10 days in the study did not fare as well.
- Remdesivir, which is administered intravenously in hospital, is the first drug to show improvement in COVID-19 patients in formal clinical trials, and new information about its efficacy is being closely watched around the world, as nations battle the pandemic.

<https://www.aljazeera.com/ajimpact/remdesivir-shows-modest-improvement-moderate-covid-19-patients-200601200005029.html>

### **Monkeys, ferrets offer needed clues in COVID-19 vaccine race**

- The global race for a COVID-19 vaccine boils down to some critical questions: How much must the shots rev up someone's immune system to really work? And could revving it the wrong way cause harm?
- "We are in essence doing a great experiment," said Ralph Baric, a coronavirus expert at the University of North Carolina, Chapel Hill, whose lab is testing several vaccine candidates in animals.  
<https://apnews.com/76420d460b0ab82ef843e680903c7017>

### **US food prices see historic jump and are likely to stay high**

- While price spikes for staples such as eggs and flour have eased as consumer demand has leveled off, prices remain volatile for carrots, potatoes and other produce because of transportation issues and the health of workers who pick crops and work in processing plants.
- In short, supermarket customers and restaurant owners shouldn't expect prices to drop anytime soon.
- Jeff Dunn, CEO of Bolthouse Farms, a major provider of carrots and distributor of salad dressings and fruit and vegetable-based beverages, said he doesn't anticipate new supply problems. But he noted that some of his company's workers in distribution and field work have become sick, and that there is an additional cost to implement and maintain procedures intended to keep workers safe.  
<https://apnews.com/54f1efe0afa71b0a939fda91cf917366>

### **Virus taking hold in rural, old plantation region of Alabama**

- Sparsely populated Lowndes County, deep in Alabama's old plantation country, has the sad distinction of having both the state's highest rate of COVID-19 cases and its worst unemployment rate.
- The state are now facing a "perfect storm:" a lack of access to medical care combined with poverty and the attendant health problems, including hypertension, heart disease, lung disease, kidney disease and diabetes, that can worsen the outcomes for those who become sick with the coronavirus, said Dr. Ellen Eaton, who specializes in infectious diseases at the University of Alabama at Birmingham.  
<https://apnews.com/25f18224270c57cf468c1e259affdc69>

### **Will temperature checks of employees make workplaces safe?**

- Some employers are following White House guidelines to screen workers for a fever with daily temperature checks to help prevent the spread of infections.
- Temperature checks can help reduce the risk of COVID-19 infections but shouldn't be the only safety measure employers take.
- The accuracy of infrared thermometers can be thrown off by headbands or bandannas that make a person too hot, or by cosmetic wipes that cool the skin, according to the U.S. Food and Drug Administration. The FDA says the thermometers should be used in a draft-free area and out of direct sunlight.
- People with the virus can be contagious without a fever, so it's still important for employers to increase space between workers, disinfect surfaces and encourage hand washing.  
<https://apnews.com/13cff07fd340f3acd1bf04dc025d5ca1>

## **A Post-Pandemic Strategy for U.S. Higher Ed**

- Universities have many pressing short-term issues to deal with right now: large budget cuts, a growing reluctance among students to pay full tuition fees for online education, demands for reimbursement of already-paid fees, the possible disappearance of international students who pay full fees, the large-scale deferral of admissions, a sharp spike in the need for financial assistance among students because of the impact of the pandemic and ensuing recession, and finally, the question of whether and how to reopen.
- We do not believe that digital technologies will make obsolete the current university system.
- The new generation of digital technologies — such as mobile, cloud computing, machine learning, AI, AR, and VR — have matured, so immersive and personalized education can be provided online at scale at a much lower cost than that of conventional education.
- The world's experiment with online teaching is making more apparent and salient the superior value proposition of immersive, four-year residential programs. Students get to live on college campuses, away from their families, perhaps for the first time in their lives, and engage in open-ended discussions, joint problem-solving, experience-based learning, and conflict management in classrooms (and in their dorms). Their interactions with other students generates confidence, brand loyalty, camaraderie, lifelong friendships, and a unique feeling of community. They develop communication skills, emotional intelligence, and networking skills. An intense residential experience builds in them a “sense of place,” which richly fosters identity and self-reliance.
- How can the new digital capabilities make the residential experience even better?
- How can the residential experience be opened to more high-achieving students from historically underrepresented minorities and students from low-income families? Can we offer more scholarships?
- Is it possible to supplement the gold-plated residential learning degree with a different kind of certificate that is more hybrid and is more accessible to many more students? What are the different bundles of experiences universities can offer?

<https://hbr.org/2020/06/a-post-pandemic-strategy-for-u-s-higher-ed>

## **One Good Thing**

- Stories about the kindness of strangers and individuals who sacrifice for others during the coronavirus outbreak.

<https://apnews.com/OneGoodThing>

# U.S. Data

## Covid-19 Case Cluster (past 48 hours)

### Social Impact COVID-19 Events

**11** EVENTS  
Past 48 hours

Map of news reports related to social impact events resulting from the COVID-19 outbreak in the United States, such as school closures, localized outbreaks, state of emergency declarations, etc.

DATE RANGE

Past 48 hours

TYPE OF EVENT ?

COVID-19 Case Clusters

About this Map | Developed by iHealthMap

### COVID-19 Case Clusters

The article describes a cluster of COVID-19 cases that represent higher than expected COVID-19 incidence within a local region (ex: a factory with a higher than expected COVID-19 incidence among its employees).

1 event 2-4 events 5+ events



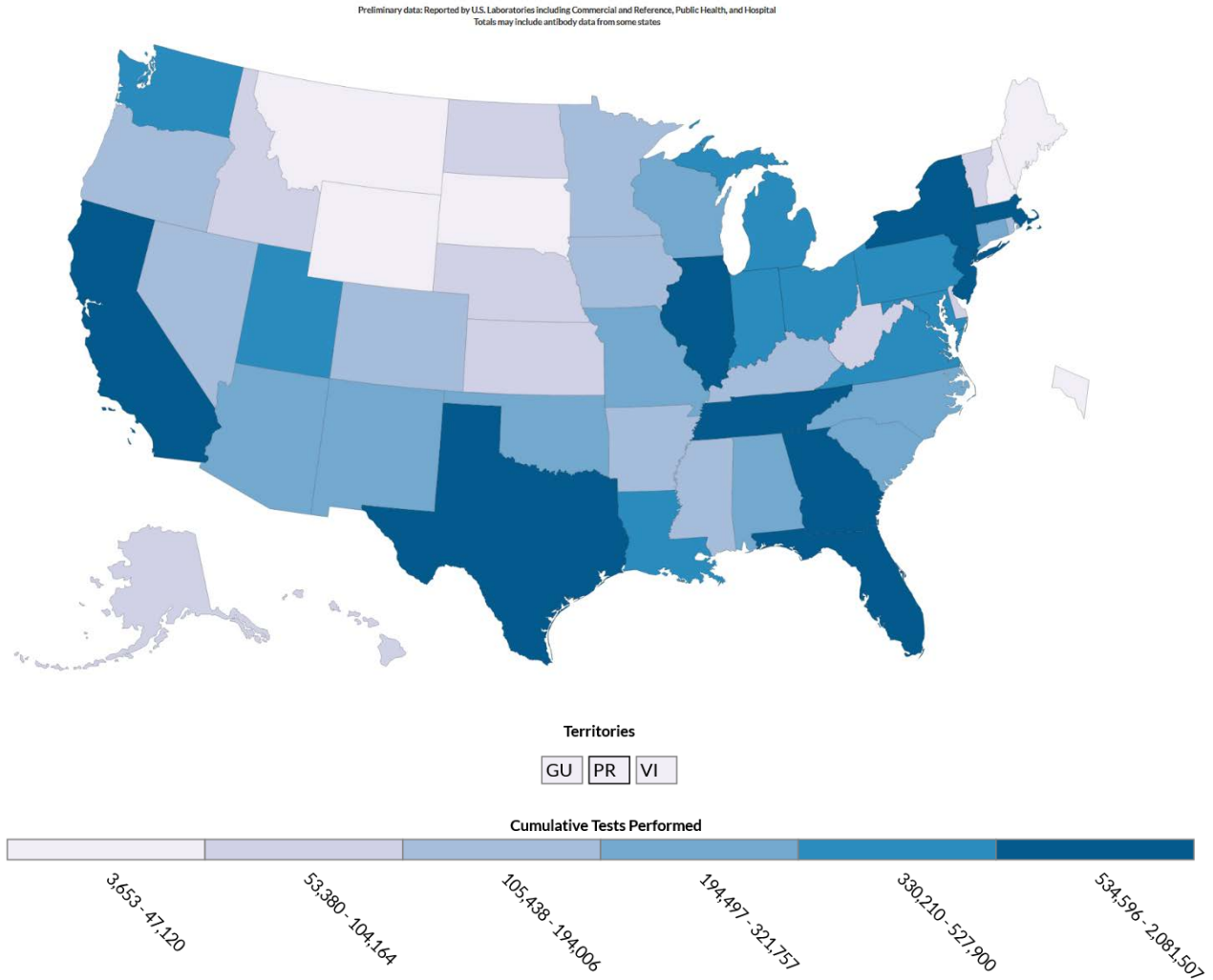
<https://www.cdc.gov/covid-data-tracker/index.html>

# US Test Data

USA  
**17,612,125**  
TESTS REPORTED  
CDC | Updated: Jun 2 2020 12:15PM

USA  
**2,140,439**  
POSITIVE TESTS  
CDC | Updated: Jun 2 2020 12:15PM

USA  
**12%**  
OVERALL %  
POSITIVE  
CDC | Updated: Jun 2 2020 12:15PM



<https://www.cdc.gov/covid-data-tracker/index.html>



Visit National Continuity Programs Continuity Resource Toolkit:  
<https://www.fema.gov/continuity-resource-toolkit>

# COVID-19 Update



**Situation:** FEMA and HHS continue leading the multiagency COVID-19 Response / Recovery efforts. 46,606 FEMA, DoD, HHS, VA, and CDC personnel deployed / activated; 2,898 (-51) FEMA employees deployed. Nationwide testing: 16,794,182 cumulative as of May 31.

## Lifelines Impacts:

### Health & Medical

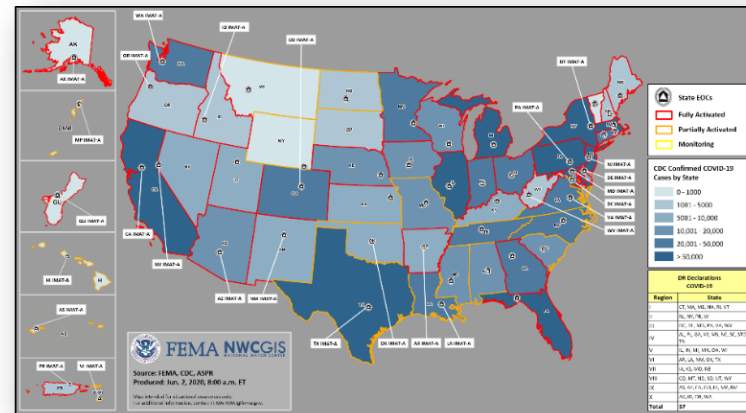
- NY: NYS is focusing on testing in NYC hotspots; opening new testing facilities in Bronx (6), Brooklyn (3), and Queens (1)
- NV: Stood up CBTS in Nye County on May 30, in Elko County on May 27-30, and in Pershing County on May 29-30 to test all providers at critical care facilities

### Food, Water, Shelter

- PA Department of Human Services briefed on June 1 that they are having food supply/distribution issues with current protests taking place in several locations
- TN: 38 of 119 employees at a strawberry and tomato farm in Unicoi County tested positive for SARS-CoV-2; company tested all employees after one fell ill

## Response

- NRCC Level I; Region IX RRCC Level I; Region III, V, VI and VIII RRCCs at Level III; Region VII RRCC is rostered but the Region continues to support COVID-19 response from the JFO in Kansas City, MO; all remaining RRCCs at Level II
- 28 FEMA IMAT-A teams deployed (24 actual/ 4 virtual) to states/territories/tribal nations; LNOs deployed to 37 (21 actual / 16 virtual) states/territories/tribal nations
- 57 Major Disaster Declarations approved; All State / Territory EOCs activated



COVID-19	Confirmed	Deaths
United States	1,797,716 (+19,836)	104,839 (+700)
Worldwide	6,057,853 (+122,917)	371,166 (+4,000)

(FEMA SLB COVID-19, June 1)

## State Data

<https://update.covid19.ca.gov/#top>  
<https://covid19.ca.gov/>

## Track your county data

### California Statistics

Total Population: 40,129,160

**32,576**

New Cases (Last 14 Days)

81.2 Per 100K

113,006 Total Cases

**949**

New Deaths (Last 14 Days)

2.4 Per 100K

4,251 Total Deaths

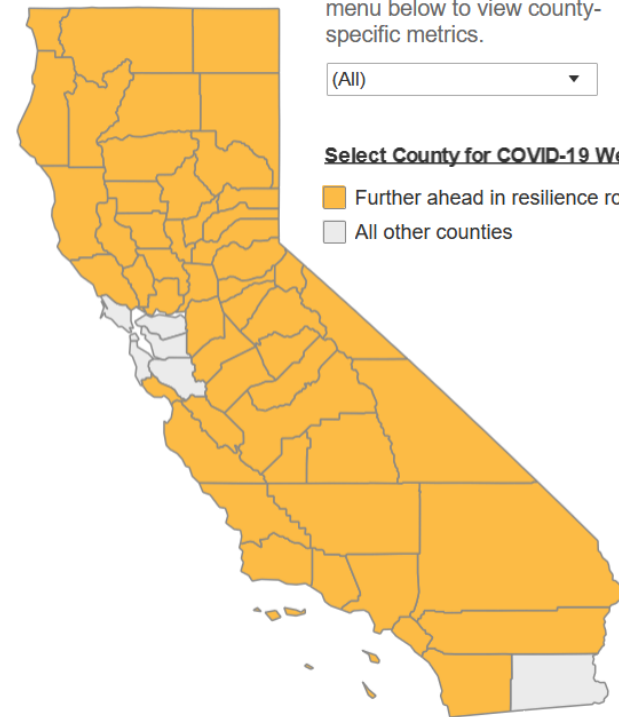
**719,911**

Tests Reported (Last 14 Days)

4.5% Test Positivity

1.3 Daily per 1,000 Residents

2,012,583 Total Tests Reported



## Statewide industry guidance to reduce risk

<https://covid19.ca.gov/industry-guidance/#top>

## Governor Newsom Issues Proclamation Declaring Immigrant Heritage Month 6.1.20

<https://www.gov.ca.gov/2020/06/01/governor-newsom-issues-proclamation-declaring-immigrant-heritage-month-6-1-20/>



# Weather

Tuesday - Thursday

Hot temperatures are expected in the Central Valley and southeastern CA through Thursday. Though this heatwave will not be quite as warm as last week's, moderate to high heat impacts are still possible. Isolated showers and thunderstorms are possible across the Sierras each day. No impacts are expected.

Friday – Monday

Cooler temperatures starting Friday will significantly reduce heat impacts. Gusty winds will increase Friday through the weekend, especially in the deserts of Southern Region. An increased chance of showers and thunderstorms is expected Friday onward, especially in northern CA.

**COVID-19  
Weather  
Support**

**Issued:**  
1100 AM May 31, 2020

NATIONAL WEATHER SERVICE  
SAN DIEGO, CA

**IMPACT SCALE**

None Minor Moderate High Extreme

**Resources**

- <https://www.weather.gov/spot/>
- <https://inws.ncep.noaa.gov>
- <https://www.wrh.noaa.gov/sgx/event/dsstable.php>

**(858) 675 - 8705**  
*(24/7, Restricted)*

Weather.gov/SanDiego

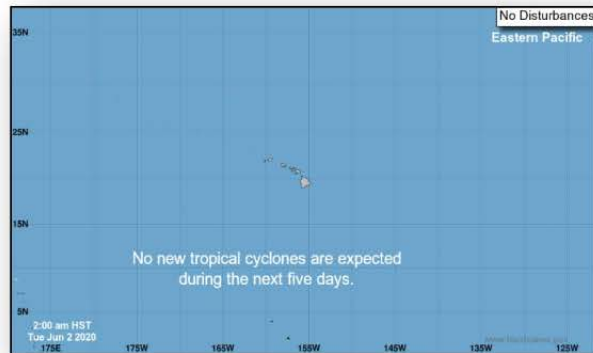
7-day Forecast for Counties in far Southwest CA						
Period May 31 - June 7 (24-hr)	Orange	SW San Bernardino	All Deserts	Western Riverside	San Diego	
Sunday	Mild	Warm	Warm Breezy	Warm	Mild	
Monday	Mild	Warm	Warm	Warm	Mild	
Tuesday	Warm Inland	Warm	Warm	Warm	Warm Inland	
Wednesday	Warm Inland	Peak of Warmth	Peak of Warmth	Peak of Warmth	Warm Inland	
Thursday	Mild	Cooler	Still Very Warm	Cooler	Mild	
Friday	Mild	NONE	Cooler Breezy	NONE	Mild	
Saturday	Mild	NONE	Cooler	NONE	Mild	
Sunday	Mild	Warmer	Warmer	Warmer	Mild	

**Forecast Discussion**

A storm system will develop and remain offshore of Southern California early to mid-week. High pressure building over the 4-corners area will bring warm/hot weather to the inland valleys and the deserts Tuesday through Thursday. The hottest day will likely be Wednesday, but the heat will linger in the deserts through Thursday. Temperatures will be around 5 to 10 degrees above average. Friday and Saturday will be cooler in all areas. There will also be a small chance for showers Friday.

Latest hazard threat table: <https://www.wrh.noaa.gov/sgx/event/dsstable.php>

# Tropical Outlook – Five Day



**Central Pacific**



**Eastern Pacific**



**Atlantic**

**Tropical Depression Three** (Advisory 3A as of 8:00 a.m. ET)

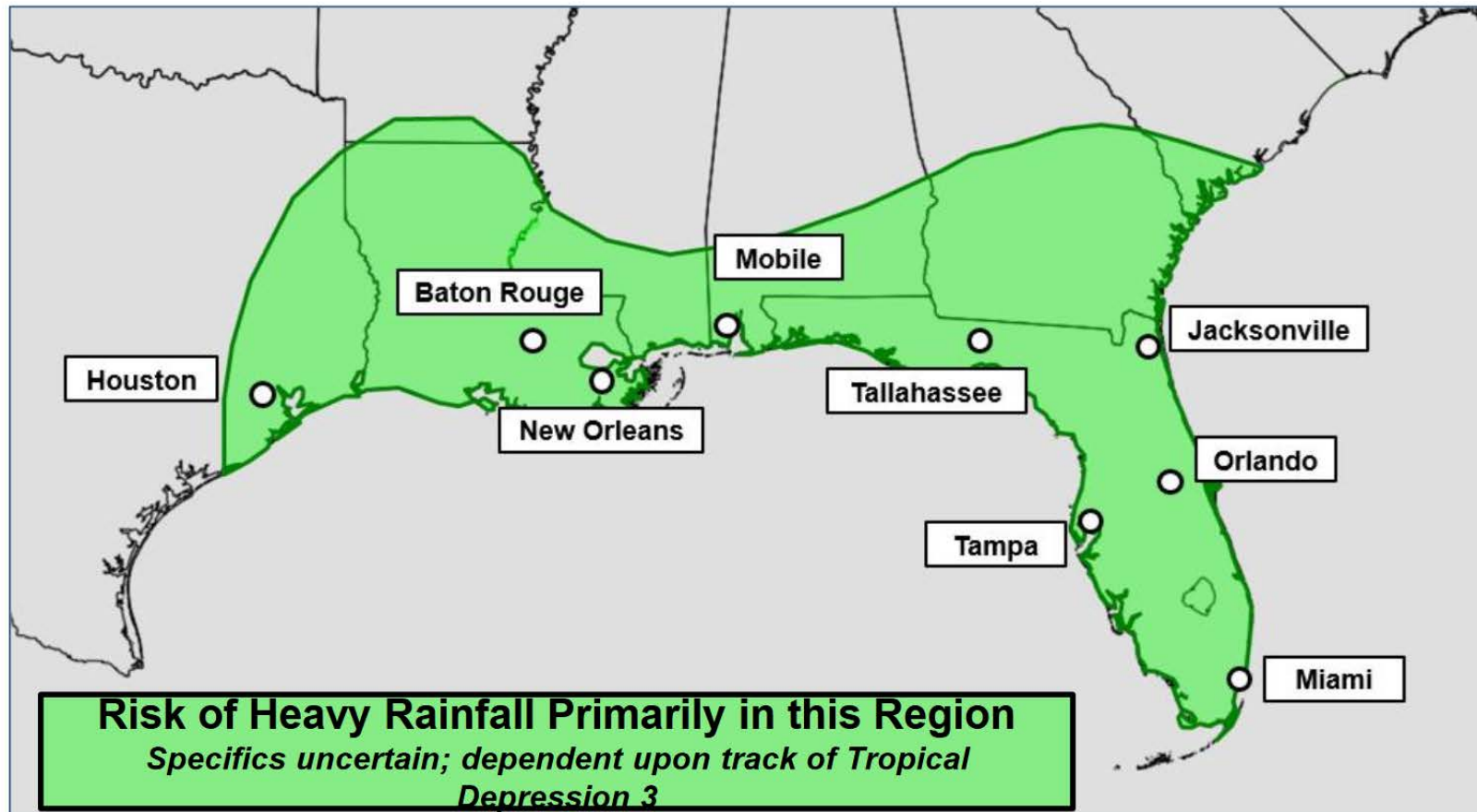
- 125 miles W of Campeche, Mexico
- Moving W at 3 mph
- Max sustained winds 35 mph
- Slow strengthening expected during the next couple of days; forecast to become a tropical storm later today

Current Disturbances & 5 Day Cyclone Formation: ✘ < 40%   ✘ 40-60%   ✘ > 60% Tropical / Sub-Tropical Cyclone: ○ Depression   ● Storm   ● Hurricane   ⊗ Post-Tropical Cyclone / Remnants	Potential track area: Day 1-3 (solid line)   Day 4-5 (dotted line)	Watches: Hurricane (pink)   Trop Stm (yellow)	Warnings: Hurricane (red)   Trop Stm (blue)	Current wind extent: Hurricane (brown)   Trop Stm (orange)
---	---	--	--	---

# Heavy Rain Outlook Thurs-Mon



FEMA



# Southwest Heat Peaking Wed-Thu

