



Daily Situation Summary

Friday, May 29, 2020

As of 10:00 AM

05/29/2020

	Riverside	Imperial	Kern	Los Angeles	Orange	San Bernardino	San Diego	San Luis Obispo	Santa Barbara	Ventura	California	United States	Global
Total Cases	7,240	1,430	2,069	49,861	6,045	4,831	7,102	267	1,642	1,083	103,886	1,698,523	5,701,337
Cases Per Capita	304	793	234	494	191	226	215	95	370	128	265	515	75
Total Deaths	331	26	37	2,241	142	190	307	1	12	32	4,068	100,446	357,688
Deaths Per Capita	13.89	14.43	4.19	22.19	4.49	8.90	9.30	0.36	2.70	3.77	10.39	30.47	4.67
% of State's Cases	6.97%	1.38%	1.99%	48.00%	5.82%	4.65%	6.84%	0.26%	1.58%	1.04%	6.12%	29.79%	
Currently in Hospitals	202	61	58	1,415	291	156	313	2	19	28	3,016		
Currently in ICU	62	19	25	458	119	53	137	2	9	10	1,078		
Case Fatality Rate	4.6%	1.8%	1.8%	4.5%	2.3%	3.9%	4.3%	0.4%	0.7%	3.0%	3.9%	5.9%	6.3%
Population*	2,383,286	180,216	883,053	10,098,052	3,164,182	2,135,413	3,302,833	281,455	443,738	848,112	39,148,760	329,708,506	7,652,591,000
% of Population	6.09%	0.46%	2.26%	25.79%	8.08%	5.45%	8.44%	0.72%	1.13%	2.17%	0.03%	0.0222%	

Sources: CDPH, WHO, CDC

The date for which case statistics and hospital data were reported. Hospital COVID data are self-reported through a portal managed by the California Hospital Association and pulled at 2pm. COVID case statistics are reported by local health departments to CalREDIE and are pulled at 2pm. Hospital data and case statistics are integrated by the California Department of Technology and made available through the Open Data Portal the following morning.

*California-Demographics.com is made by Cubit – a demographic data provider & census.gov

COVID-19 by the Numbers

News

More detail on page 2

US Data

More detail on page 5

State Data

More detail on page 7

Riverside County

More detail on page 9

Riverside County Food Resources

More detail on page 12

Weather

More detail on page 12

****Extraordinary Assumptions: There are a lot of different data sources in this report not all of them match but aid to provide an overall picture of the current situation. COVID-19 Data Source Comparison - https://covid-19.splunkforgood.com/covid_19_datasource_comparison**

News

Brazil hits record high for new coronavirus cases

- Brazil reported 26,417 new cases of the novel coronavirus on Thursday, a record high for the country, bringing the nationwide total to 438,238, according to the Brazilian Health Ministry.
- The country also recorded 1,156 new coronavirus-related deaths over the past 24 hours, according to its health ministry, raising the overall death toll to 26,754.
- Thursday is the third day in a row that Brazil has recorded more than 1,000 deaths in a day. Dr. Matshidiso Moeti, the WHO Regional Director for Africa said, "It took 36 days to reach 1,000 reported cases, and then 62 days to move to 100,000 cases. We are just above 100,000 now."

https://www.cnn.com/world/live-news/coronavirus-pandemic-05-29-20-intl/h_47fe49302781a7ef0f0e3ef9843d630a

Japan reports biggest one-day jump in cases in two weeks, raising fears of second wave

- Japan reported 63 new coronavirus cases and seven new deaths on Thursday -- the biggest one-day jump in infections since May 14.
- Of the new cases on Thursday, 21 came from the southern city of Kitakyushu. The city had reported zero new infections for 23 days -- then it saw its numbers spike again, raising fears that a second wave may be arriving. Kitakyushu has now reported 43 new cases in the past six days.

https://www.cnn.com/world/live-news/coronavirus-pandemic-05-29-20-intl/h_3c5de92be1e8e9b382e18b8f110a3eec

Hundreds of South Korea schools close again after reopening

- More than 500 schools closed again Friday to students after briefly reopening, as South Korea moves to stamp out a resurgence of the coronavirus in the capital, Seoul, and its surrounding metropolitan area.
- High schools in the Seoul metropolitan area can only have two-thirds of their student population at a time until June 14, Park added, and kindergartens, elementary, middle, and special education schools can only admit one-third of their students at a time.
- Students eat lunch at tables equipped with plastic barriers to prevent possible spread of the new coronavirus in the cafeteria at Jeonmin High School in Daejeon, South Korea, Wednesday, May 20.

<https://www.cnn.com/2020/05/29/asia/south-korea-coronavirus-shuts-down-again-intl/index.html>



Scientists have warned about pandemics for years, but politicians need to spend the money to prepare

- The least predictable aspect of the pandemic is exactly how unprepared we are to deal with it, said author David Quammen on CNN's Global Town Hall Thursday.
- "For years, infectious disease specialists have been warning countries that they need to prepare, but political leaders don't want to spend the money to prepare for a pandemic if it is not likely going to happen during their term in office"

https://www.cnn.com/world/live-news/coronavirus-pandemic-05-29-20-intl/h_da6ab8359f935572bbc3627b1317c75

As US deaths top 100,000, Trump's coronavirus task force is curtailed

- As the American death count from coronavirus ticks above 100,000, the panel assembled by President Donald Trump to confront the pandemic has been sharply curtailed as the White House looks ahead to reopening.
- Vice President Mike Pence convened the White House coronavirus task force on Thursday for the first time in a week. The group of doctors and high-ranking administration officials, which met daily even on weekends at the height of the pandemic, has seen its formal sessions reduced from three per week at the start of May to one per week now, according to White House schedules.
- Officials acknowledge the next phase of federal response efforts -- reopening the country and reinvigorating the economy -- will still involve a public health education component as Americans seek assurances it's safe to venture out once permitted.

<https://www.cnn.com/2020/05/28/politics/donald-trump-coronavirus-task-force/index.html>

US missed early chance to slow coronavirus, genetic study indicates

- Analysis of the virus by evolutionary biologist Michael Worobey of the University of Arizona and colleagues shows the first person known to have carried the infection to the United States, in Washington state back in January, may not have been the source of the later cases there.
- "Our analyses reveal an extended period of missed opportunity when intensive testing and contact tracing could have prevented SARS-CoV-2 from becoming established in the US and Europe," they wrote in a report, which is not yet peer-reviewed and published on the preprint server bioRxiv.
- Worobey said scientists have since found that coronavirus mutates very slowly. He and colleagues ran computer simulations that showed there was no way the virus that came into the country with the first patient in January was the same virus infecting people six weeks later, even though it was very similar.
- "It seems that a virus that was probably identical to the Washington epidemic cluster got in at some point in early February and gave rise to a bunch of identical viruses," said Joel Wertheim of the University of California San Diego, who also worked on the study.
- Worobey said the second introduction of the virus may have come from Canada.

https://www.cnn.com/world/live-news/coronavirus-pandemic-05-29-20-intl/h_c362a481a67ac7eede9b70985543e9f1

\$50 Million Coronavirus Grant Lands At Riverside Transit Agency

- The funds will address the "extraordinary challenges" faced by public transportation during the coronavirus outbreak, an official said.
- U.S. Transportation Secretary Elaine Chao said the funding is part of a \$25 billion appropriation approved by Congress in the Coronavirus Aid, Relief & Economic Security— CARES — Act that was signed into law by President Donald Trump on March 27. According to Chao, the "historic" allotment "will ensure our nation's public transportation systems can continue to provide services to the millions of Americans who continue to depend on them."

<https://patch.com/california/lakeelsinore-wildomar/s/h4n0j/50-million-coronavirus-grant-lands-riverside-transit-agency>

10 More Drive-Thru COVID-19 Test Sites Open In Riverside County

- CVS Health has expanded its COVID-19 no-cost testing program Friday by adding 91 more test sites statewide, including 10 in Riverside County.
- The company late last month committed to establish 1,000 locations across the country by the end of May, with a goal of processing up to 1.5 million tests per month, subject to availability of supplies and lab capacity, according to CVS Health President and CEO Larry J. Merlo.

- Testing will not take place inside any retail locations, and CVS Pharmacy, Health HUB and Minute Clinic will continue to serve customers and patients. The additional new testing sites in Riverside County are located at the following CVS pharmacies:
 - 84010 Avenue 50, Coachella;
 - 1299 E. Ontario Ave., Corona;
 - 2400 River Road, Corona;
 - 42150 A Jackson St., Indio;
 - 44075 Jefferson St., La Quinta;
 - 23743 Jackson Ave., Murrieta;
 - 425 S. Sunrise Way, Palm Springs;
 - 6840 Lincoln Ave., Riverside;
 - 102 S. Sanderson Road, San Jacinto;
 - 31771 Rancho California Road, Temecula.

The sites that opened on May 22 are located at CVS pharmacies at:

 - 14220 Schleisman Road, Eastvale; and
 - 491 East Alessandro Blvd., Riverside

<https://patch.com/california/lakeelsinore-wildomar/s/h4p1p/10-more-drive-thru-covid-19-test-sites-open-riverside-county>

Costco says it's bringing back hot dogs, samples by mid-June

- Nearly all of Costco Wholesale Corp.'s food courts will be re-opened by the middle of June, CFO Richard Galanti said on the company's third-quarter earnings call. About 20% of the food courts were reopened at the end of the quarter. Costco has also eliminated some food items but didn't say which ones.
- Another big part of the Costco in-store experience are the free food samples. Vendors also love them, as they're key to getting customers to try new items. The company said today that it will start a "slow rollout" of some form of sampling in mid-June, but it won't be stuff on open trays, picked up with fingers. "I can't say anymore," Galanti said cryptically.

<https://www.ocregister.com/2020/05/29/costco-says-its-bringing-back-hot-dogs-samples-by-mid-june/>

There's no Lavender Festival this year, but you can still walk through the fragrant fields

- Highland Springs Ranch & Inn's annual Lavender Festival has been canceled for this year, but the historic property in Cherry Valley has arranged for guests to walk through the lavender fields between June 6 and July 19.
- This year, due to the novel coronavirus pandemic and social distancing, it will be limited to communing with nature.
- Visitors can wander through the property's 20 acres of lavender if they book their trips in advance. Highland Springs is taking reservations for 30-minute time blocks for groups no larger than eight people. It will admit 16 people for each time block, according to receptionist Cynthia Salcedo.

<https://www.redlandsdailyfacts.com/2020/05/29/theres-no-lavender-festival-this-year-but-you-can-still-walk-through-the-fragrant-fields/>

One Good Thing

- Stories about the kindness of strangers and individuals who sacrifice for others during the coronavirus outbreak.

<https://apnews.com/OneGoodThing>

U.S. Data

Covid-19 Case Cluster (past 48 hours)

Social Impact COVID-19 Events

8 EVENTS
Past 48 hours

Map of news reports related to social impact events resulting from the COVID-19 outbreak in the United States, such as school closures, localized outbreaks, state of emergency declarations, etc.

DATE RANGE

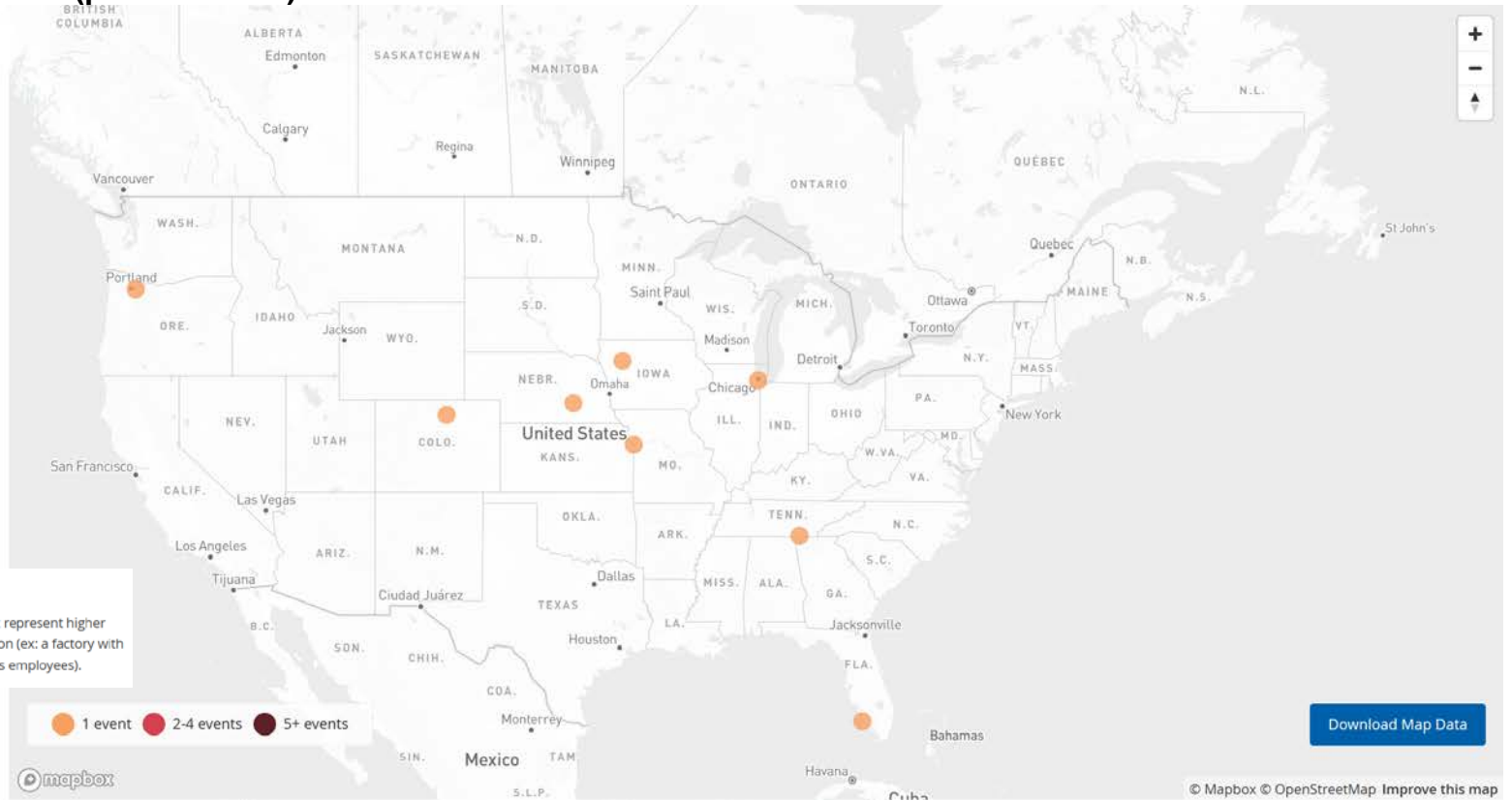
Past 48 hours

TYPE OF EVENT ?

COVID-19 Case Clusters

[COVID-19 Case Clusters](#)

The article describes a cluster of COVID-19 cases that represent higher than expected COVID-19 incidence within a local region (ex: a factory with a higher than expected COVID-19 incidence among its employees).



<https://www.cdc.gov/covid-data-tracker/index.html>

US Test Data

USA
15,766,114
 TESTS REPORTED

USA
1,897,701
 POSITIVE TESTS

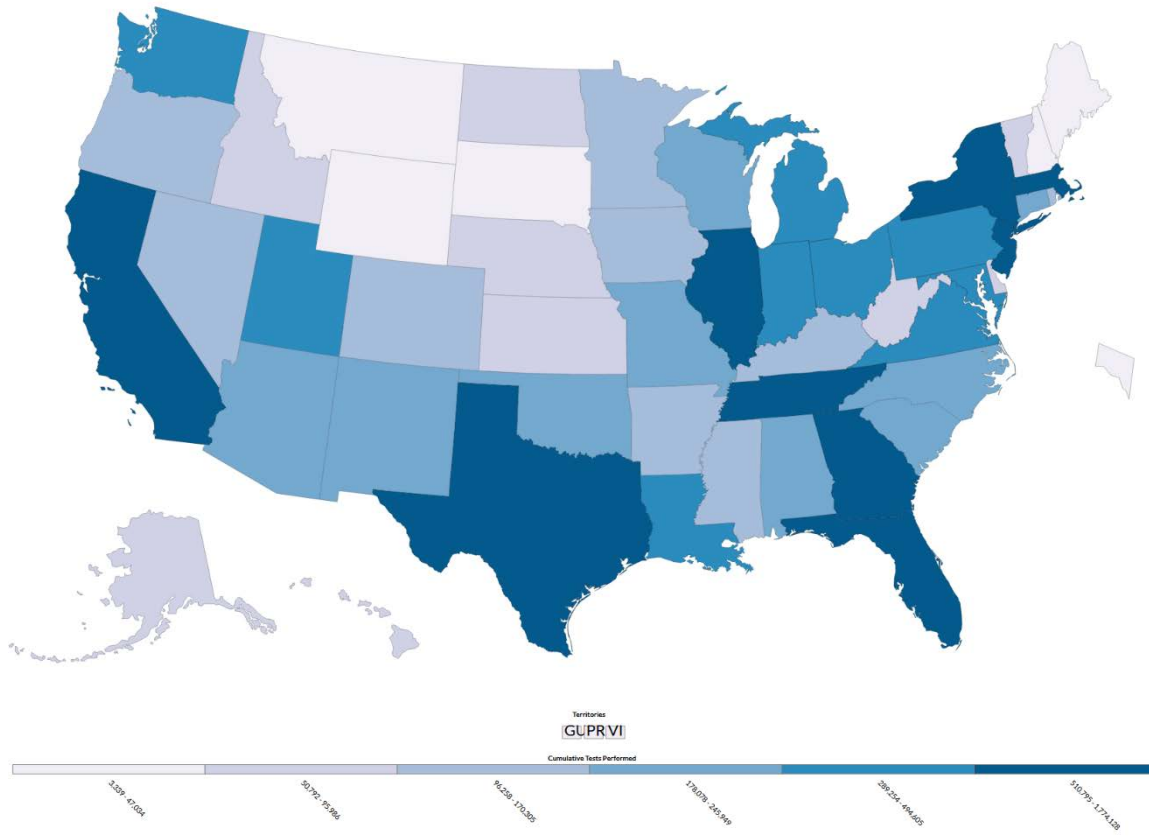
USA
12%
 OVERALL % POSITIVE

CDC | Updated May 27 2020 5:45PM

CDC | Updated May 27 2020 5:45PM

CDC | Updated May 27 2020 5:45PM

Preliminary data: Reported by U.S. Laboratories including Commercial and Reference, Public Health, and Hospital
 Totals may include antibody data from some states



COVID-19 Tests Performed by State (Commercial and Reference, Public Health, and Hospital)

State	# Tests Performed	% Positive
New York	1,774,128	21-30%
California	1,512,625	6-10%
Florida	1,405,606	6-10%
Texas	710,092	6-10%
Massachusetts	704,031	11-20%
New Jersey	668,855	21-30%
Illinois	628,773	11-20%
Tennessee	565,819	6-10%
Georgia	510,795	6-10%
Michigan	494,605	11-20%
Washington	397,668	6-10%
Louisiana	391,472	11-20%
Pennsylvania	378,238	11-20%
Indiana	376,151	11-20%
Ohio	357,254	6-10%
Utah	334,688	0-5%
Maryland	329,642	11-20%
Virginia	289,254	21-30%
Alabama	245,949	11-20%
Arizona	234,410	6-10%
North Carolina	231,174	11-20%
Connecticut	221,059	21-30%
New Mexico	209,866	0-5%
Wisconsin	209,419	6-10%
Missouri	207,780	6-10%
Oklahoma	179,842	0-5%
South Carolina	178,078	11-20%
Minnesota	170,305	11-20%
Kentucky	147,904	6-10%
Iowa	145,949	11-20%
Mississippi	144,011	0-5%
Rhode Island	132,857	6-10%
Nevada	130,456	6-10%
Colorado	107,696	11-20%
Oregon	107,149	0-5%
Arkansas	96,258	0-5%
Kansas	95,986	11-20%
Nebraska	93,522	11-20%
West Virginia	84,274	0-5%
North Dakota	61,556	0-5%
Idaho	61,201	6-10%
Alaska	60,094	0-5%
Vermont	51,455	0-5%
Hawaii	51,182	0-5%
Delaware	50,792	11-20%
Maine	47,034	6-10%
District of Columbia	43,307	21-30%
South Dakota	34,370	11-20%
Wyoming	32,153	0-5%
Montana	26,045	0-5%
New Hampshire	19,957	6-10%
Puerto Rico	15,119	6-10%
Guam	4,870	0-5%
Virgin Islands	3,339	0-5%

<https://www.cdc.gov/covid-data-tracker/index.html>

State Data

<https://update.covid19.ca.gov/#top>

<https://covid19.ca.gov/>

Resilience Roadmap

<https://covid19.ca.gov/roadmap/>

- The state is currently in Stage 2



Stage 2: Lower-risk workplaces

Gradually opening some lower risk workplaces with adaptations at a pace designed to protect public health and safety, starting with:

- Retail
- Manufacturing
- Offices (when telework not possible)
- Outdoor Museums
- Limited Personal Services

Limit time outside the home and travel only for permissible activities, such as healthcare, food, outdoor exercise and recreation (individuals and households only). Stage 1 and 2 work, and local shopping or other activities related to open sectors.

Some counties may move more quickly through stage 2, following guidelines laid out on the [county variance page](#).

Other counties may maintain more restrictive public health measures.

Monitor critical indicators and alter scope of reopening if necessary to protect public health and safety.

County variance

- Stage 2 expansion will be phased in gradually. Some communities may move through Stage 2 faster if they are able to show greater progress. Counties that have met the readiness criteria and worked with the California Department of Public Health can open more workplaces as outlined on the County Variance page.

County variance info

The following are not open

The following sectors, businesses, establishments, or activities are **not permitted** to operate in the State of California at this time:

- Personal services such as nail salons, tattoo parlors, gyms and fitness studios
- Indoor museums, kids museums, gallery spaces, zoos and libraries
- Community centers, including public pools, playgrounds, and picnic areas
- Entertainment venues, such as movie theaters, gaming, gambling, arcade venues, pro sports,
- Hospitality services, such as bars, wineries, tasting rooms and lounges
- Nightclubs
- Concert venues
- Live audience sports
- Festivals
- Theme parks
- Hotels/lodging for leisure and tourism – non-essential travel
- Higher Education

Track your county's data

California Statistics

Total Population: 40,129,160

28,533

New Cases (Last 14 Days)

71.1 Per 100K

101,697 Total Cases

941

New Deaths (Last 14 Days)

2.3 Per 100K

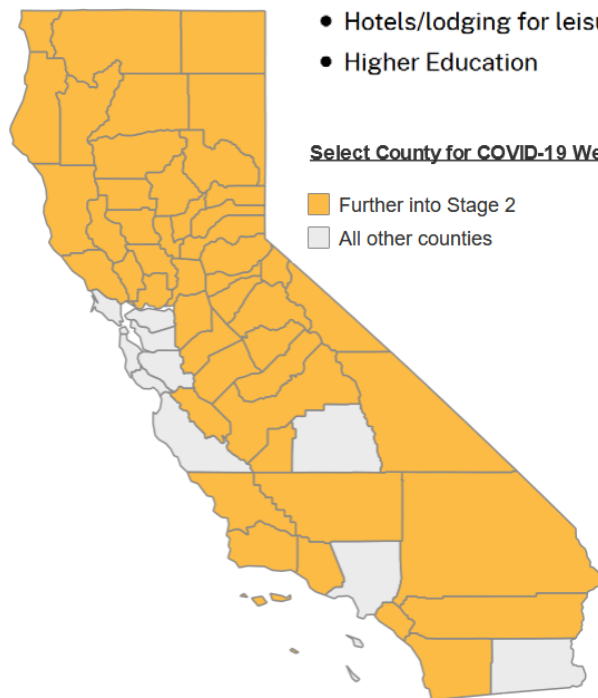
3,973 Total Deaths

685,908

Tests Reported (Last 14 Days)

1.2 Daily per 1,000 Residents

1,790,559 Total Tests Reported



Select County for COVID-19 Website

- Further into Stage 2
- All other counties

Hospitals

Total vs Last 14 day change
376 Hospitals Reporting (71,271 Hospital Beds)

3,091

Positive COVID-19 Hospital Patients

-170 Patients
-5.2% Decrease

1,092

ICU Positive COVID-19 Hospital Patients

-7 Patients
-0.6% Decrease

1,438

Suspected COVID-19 Hospital Patients

+44 Patients
+3.2% Increase

233

ICU Suspected COVID-19 Hospital Patients

+8 Patients
+3.6% Increase

Equipment Distributed

46,002,796

N-95 Respirators

76,133,082

Procedure Masks

1,732,143

Gowns

5,967,504

Face Shields

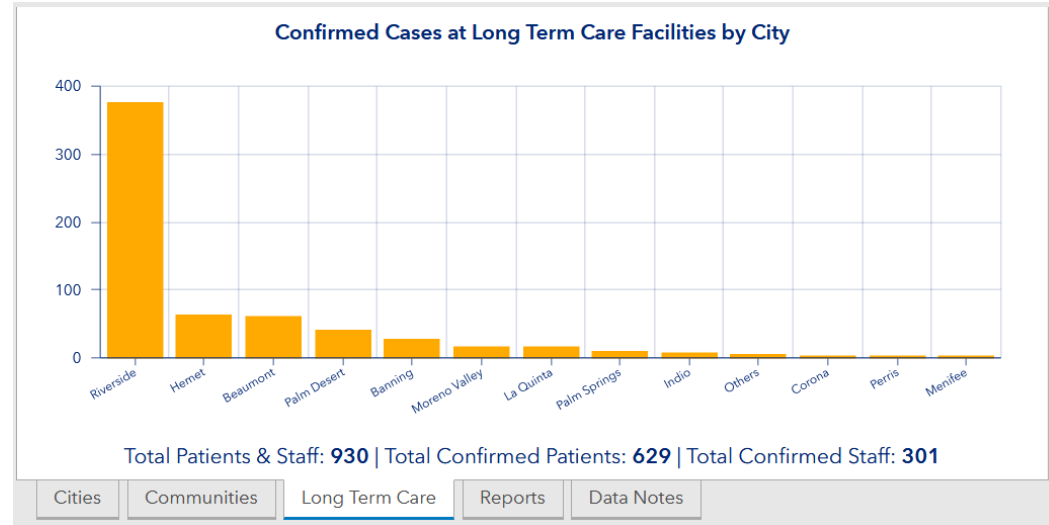
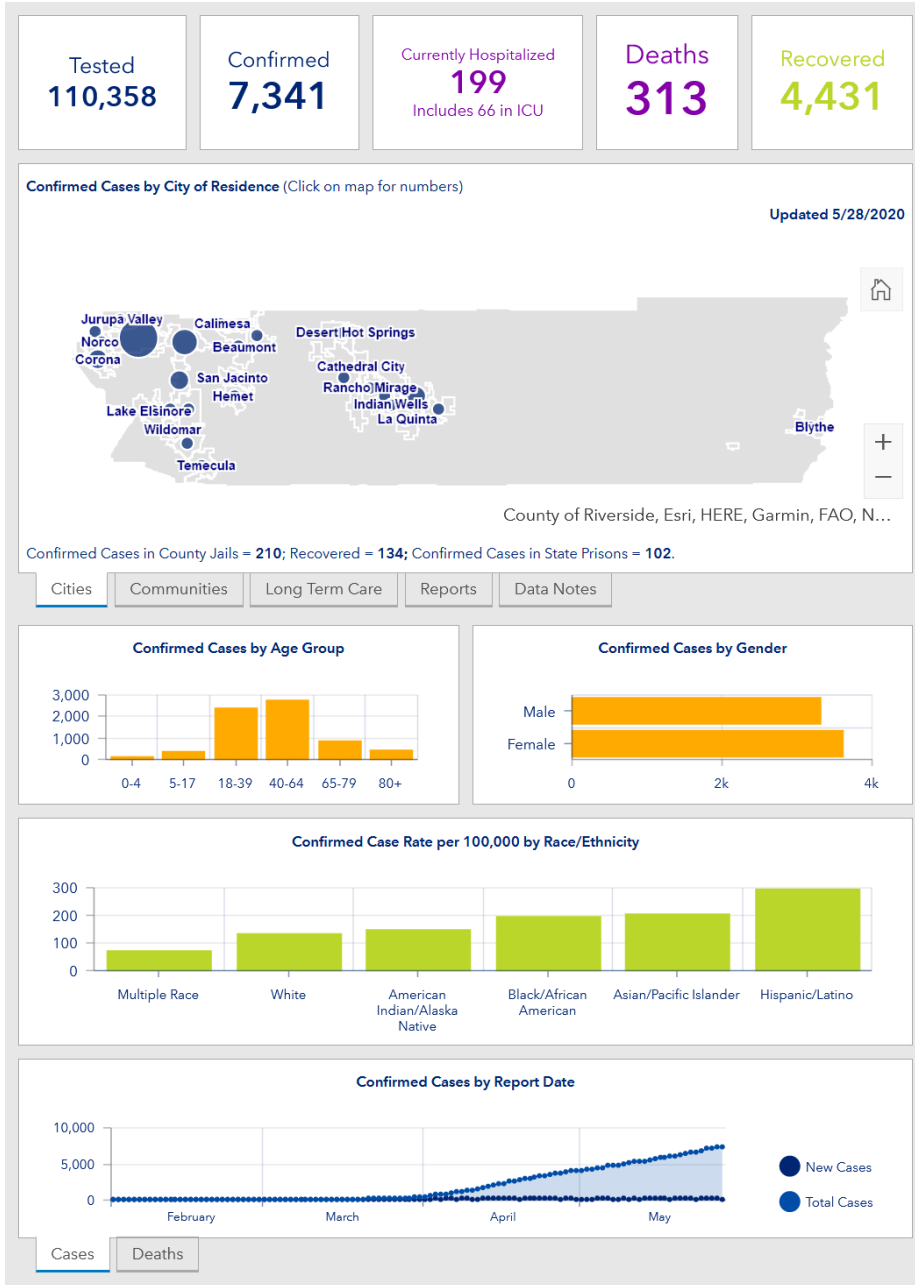
22,316,923

Gloves

Updated May 28, 2020 at 11:00 am.

Riverside County

<https://www.rivcoph.org/coronavirus>



Explanations on activities from the state

Please note, these are responses from the state and pertain to the state's orders

Are CRV redemptions centers included in the permitted recycling operation under the State Order?

Local CRV redemption centers are included in permitted recycling operations.

The list of Essential Workforce and any updates made to it can be found here:

<https://covid19.ca.gov/img/EssentialCriticalInfrastructureWorkers.pdf> and all available information as to the stages can be found: <https://covid19.ca.gov/roadmap/#guidance>.

Are skydiving businesses permitted to operate in the current stage of reopening?

Skydiving businesses are not currently permitted to operate.

Please continue to follow the Governor's orders and updates here <https://covid19.ca.gov/stay-home-except-for-essential-needs/#top>

Can two seat boats can be rented to two people from the same household under the State Order?

Two seat boats may be rented to people from the same household.

The list of Essential Workforce and any updates made to it can be found here:

<https://covid19.ca.gov/img/EssentialCriticalInfrastructureWorkers.pdf> and all available information as to the stages can be found: <https://covid19.ca.gov/roadmap/#guidance>.

Is the proposal from the city of Norco, about interactive water features at city parks such as a splash pad, permitted under the State Order?

As to the interactive water features, parks may be closed to prevent the spread of the virus, please check with the local officials as to whether a park in question is closed. If the park is open, then the interactive water feature may be permitted with proper social distancing.

As to the two proposals pertaining to picnics, picnics are currently only permitted with stay at home household members only.

As to the drive through mobile graduation, drive in or drive through options are permissible as long as social distancing is in place and only members of the same households are in the same car.

The list of Essential Workforce and any updates made to it can be found here:

<https://covid19.ca.gov/img/EssentialCriticalInfrastructureWorkers.pdf> and all available information as to the stages can be found: <https://covid19.ca.gov/roadmap/#guidance>.

Are florists an essential business under the Stay-at-Home order?

Florists are permitted in Stage 2 under curbside retail starting with curbside pickup and delivery only until further notice.

Please find any updates or changes to the list of essential workforce here <https://covid19.ca.gov/essential-workforce/> and updates or changes to the stages here <https://covid19.ca.gov/roadmap>

Are summer camps under the Stay-at-Home order?

Summer camps for children, with or without restriction are not permitted.

Please find any updates or changes to the stages here <https://covid19.ca.gov/roadmap>.

Is hosting an outdoor church service based on the [proposal from the City of Norco](#) permitted under the Stay-at-Home order?

Mass gatherings are not permitted under the Stay-at-Home order.

Please find any updates or changes to the stages here <https://covid19.ca.gov/roadmap>.

Proposal from the City of Norco

https://www.rivcoph.org/Portals/0/Documents/CoronaVirus/May/FAQs/Proposal_to_Host_Outdoor_Church_Service_at_Silverlakes_Park.pdf?ver=2020-05-15-115446-157×tamp=1589568915032

Are drive in gatherings permitted under the state order?

Drive in and drive through gatherings are permissible as long as all public health precautions and social distancing is maintained and only member of the same household are in the same car.

You can find more information and updates to the list and FAQ here <https://covid19.ca.gov/stay-home-except-for-essential-needs/#top>.

Are garage/yard/sidewalk sales permitted under the state order?

These are permitted in Stage 2, regardless of whether a county has a variance and are considered curbside retail.

Is outdoor dining permitted in counties without a variance?

Outdoor dining is not permitted in counties without a variance.

You can follow the latest information about what is only open in variance counties here <https://covid19.ca.gov/roadmap-counties/>.

Riverside County Food Resources

Find locations providing food and meals during COVID-19 emergency in Riverside County

<https://countyofriverside.maps.arcgis.com/apps/webappviewer/index.html?id=52ca2b425fd14b2387f3676bf6db294e&extent=-13100249.8739%2C3944965.339%2C-12940037.8626%2C4040817.3725%2C102100>

FOOD RESOURCES	TOTAL*
Food Pantries in Operation	226 out of 265
Number of Senior Meal Sites- Office on Aging	35 out of 35
Senior Meals Served	27,990*

*Total Daily Meals delivered for the week of May 11-17, 2020

Weather

Prolonged inland heatwave through Thursday (locally Friday). Heat is not expected to have a significant impact along the coast.

Prolonged Heat Wave to Bring Near-Record Temperatures to the **Lower Deserts**

High Confidence	High heat risk affecting the Lower Deserts this week
Forecast Details	<ul style="list-style-type: none">What: Highs of 108-113 F, approximately 15 degrees above normal, and likely the hottest temperatures so far this year. Heat risk will be high, especially for vulnerable demographics and those spending time outdoors. An Excessive Heat Warning is in effect from Tuesday afternoon through Friday evening.Where: The Lower Deserts.

- **When:** Tuesday through Friday. Hottest Wednesday and Thursday.

Abnormally Hot in the **High Desert** This Week

High Confidence	The hottest temperatures of year so far are expected for much of the High Desert.
Forecast Details	<ul style="list-style-type: none"> • What: High temperatures between 98 and 105 F, approximately 15 degrees above normal. Temperatures will climb to their highest values so far this year, with moderate to high heat risk for vulnerable populations. An Excessive Heat Warning is in effect from Tuesday afternoon through Friday evening. • Where: The High Desert. • When: Tuesday through Friday. Hottest conditions expected Wednesday and Thursday.

Moderate Heat Risk for **Inland Valleys** This Week

High Confidence	Well-above-normal temperatures affecting the valleys Monday through Thursday.
Forecast Details	<ul style="list-style-type: none"> • What: Highs between 90 and 101 F (approximately 12 to 18 degrees above normal). Moderate heat risk for vulnerable populations. • Where: Inland valleys, however hottest temperatures closest to 100 F will be primarily confined to the Inland Empire. • When: Monday through Thursday, with hottest conditions Tuesday and Wednesday.

Latest hazard threat table: <https://www.wrh.noaa.gov/sgx/event/dsstable.php>

Weather Threat	Fri 05/29	Sat 05/30	Sun 05/31	Mon 06/01	Tue 06/02	Wed 06/03	Thu 06/04	Fri 06/05
Urban Rain (Driving Impact)								
Flooding								
Thunderstorms								
Snow								
Non-Thunderstorm Winds								
Fire Weather								
Extreme Temperatures								
Fog								
Coastal								
Marine								

Impact Scale	None	Minor	Moderate	Major	Extreme
--------------	------	-------	----------	-------	---------

COVID-19 Weather Support

Issued:
1100 AM May 26, 2020

NATIONAL WEATHER SERVICE
SAN DIEGO, CA

IMPACT SCALE

None Minor Moderate High Extreme

Resources

- <https://www.weather.gov/spot/>
- <https://inws.ncep.noaa.gov>
- <https://www.wrh.noaa.gov/sgx/ev ent/dstable.php>

(858) 675 - 8705
(24/7, Restricted)

Weather.gov/SanDiego

7-day Forecast for Counties in far Southwest CA

Period May 26 - Jun 2 (24-hr)	Orange	SW San Bernardino	All Deserts	Western Riverside	San Diego
Tuesday	Warm inland	Hot	Very Hot	Hot	Warm inland
Wednesday	Warm inland	Hot	Very Hot	Hot	Warm inland
Thursday	Warm inland	Hot	Very Hot	Very Warm	Warm inland
Friday	Mild	Cooler	Hot Windy	Cooler	Mild
Saturday	Mild	Mild	Warm Breezy	Mild	Mild
Sunday	Mild	Mild	Warm Windy	Mild	Mild
Monday	Mild	NONE	Warm Breezy	NONE	Mild
Tuesday	Cooler	Cooler	Milder	Cooler	Cooler

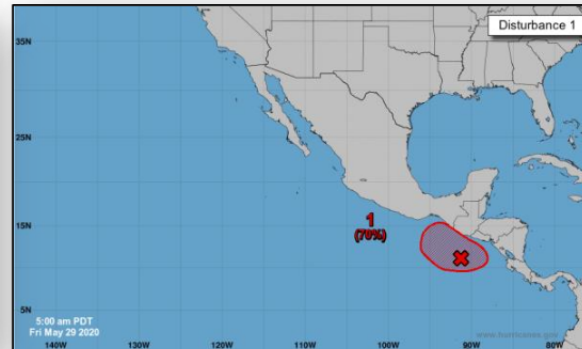
Forecast Discussion

The intense heat across the deserts will reach 108 to 113F today through Thursday due to an upper level ridge (warm air mass) over Southern California. Across the Inland Empire the warmest areas will be near 100F and 100- 105F for the High Deserts. These readings are 10 to 15F above average. The coast will remain cooler due to the marine layer and fog throughout the week. Temperatures will drop on Friday, west of the mountains, as onshore winds increase and an upper low system moves along the California coast. Temperatures will return to average levels for all areas but deserts remain warm.

Tropical Outlook – Five Day



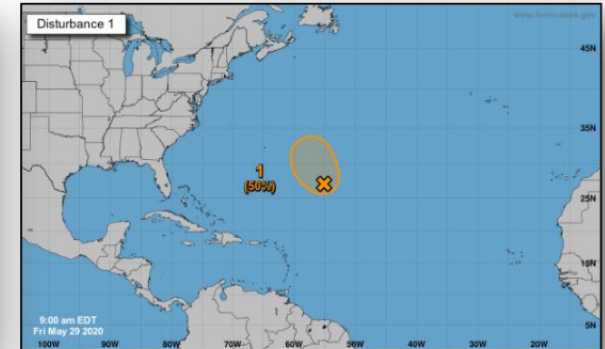
Central Pacific



Eastern Pacific

Disturbance 1 (as of 8:00 a.m. ET)

- Located a couple of hundred miles S of the coasts of Central American and southern Mexico
- Conditions appear conducive for gradual development and a tropical depression could form this weekend
- Expected to move slowly N toward Central America and southern Mexico during the next couple of days
- Formation chance through 48 hours: Medium (50%)
- Formation chance through 5 days: High (70%)



Atlantic

Disturbance 1 (as of 9:00 a.m. ET)

- Located several hundred miles ESE of Bermuda
- Additional development is possible, and a subtropical depression could form tonight or on Saturday as it moves N
- Formation chance through 48 hours: Medium (50%)
- Formation chance through 5 days: Medium (50%)

Current Disturbances & 5 Day Cyclone Formation: < 40% 40-60% > 60%	Potential track area: Day 1-3 Day 4-5	Watches: Hurricane Trop Stm	Warnings: Hurricane Trop Stm	Current wind extent: Hurricane Trop Stm
Tropical / Sub-Tropical Cyclone: Depression Storm Hurricane Post-Tropical Cyclone / Remnants				

Hazards Outlook – May 31-June 4



FEMA

