



Daily Situation Summary

Friday, May 22, 2020

As of 10:00 AM

COVID-19 by the Numbers

05/22/2020

	Riverside	Imperial	Kern	Los Angeles	Orange	San Bernardino	San Diego	San Luis Obispo	Sana Barbra	Ventura	California	United States	Global
Total Cases	6,245	1,096	1,684	42,063	4,975	3,950	6,317	251	1,541	907	88,444	1,551,095	4,993,470
Cases Per Capita	262	608	191	417	157	185	191	89	347	107	226	470	653
Total Deaths	289	21	28	2,016	112	164	262	1	11	29	3,630	93,061	327,738
Deaths Per Capita	12.13	11.65	3.17	19.96	3.54	7.68	7.93	0.36	2.48	3.42	9.27	28.23	42.83
% of State's Cases	7.06%	1.24%	1.90%	47.56%	5.63%	4.47%	7.14%	0.28%	1.74%	1.03%	5.70%	31.06%	
Currently in Hospitals	194	75	44	1,491	262	131	325	2	24	30	3,007		
Currently in ICU	64	22	20	461	119	47	139	1	9	12	1,050		
Case Fatality Rate	4.6%	1.9%	1.7%	4.8%	2.3%	4.2%	4.1%	0.4%	0.7%	3.2%	4.1%	6.0%	6.6%
Population*	2,383,286	180,216	883,053	10,098,052	3,164,182	2,135,413	3,302,833	281,455	443,738	848,112	39,148,760	329,677,375	765,118,000
% of Population	6.09%	0.46%	2.26%	25.79%	8.08%	5.45%	8.44%	0.72%	1.13%	2.17%	0.03%	0.2027%	

Sources: CDPH, WHO, CDC

The date for which case statistics and hospital data were reported. Hospital COVID data are self-reported through a portal managed by the California Hospital Association and pulled at 2pm. COVID case statistics are reported by local health departments to CalREDIE and are pulled at 2pm. Hospital data and case statistics are integrated by the California Department of Technology and made available through the Open Data Portal the following morning.

*California-Demographics.com is made by Cubit – a demographic data provider & census.gov

News

More detail on page 2

State Data

More detail on page 6

US Data

More detail on page 5

Weather

More detail on page 7

****Extraordinary Assumptions:** There are a lot of different data sources in this report not all of them match but aid to provide an overall picture of the current situation. COVID-19 Data Source Comparison - https://covid-19.splunkforgood.com/covid_19_datasource_comparison

News

Effective track and trace strategy needed as schools reopen, ministers were told

- Scientific advisers to the government told ministers they should have an effective track, trace and isolate strategy as they reopen schools.
 - Evidence on how likely children are to transmit the coronavirus remains "inconclusive", with a separate review of global studies led by University College London found those aged under 20 had 56% less chance of being infected
 - Teachers do not appear to be more at risk of catching COVID-19 than other professions, but there is still some risk if schools reopen
 - The attendance of younger teachers could be prioritised to decrease the likelihood of infection for staff in more vulnerable groups
 - Wider contextual issues - like whether families have black, Asian and minority ethnic (BAME) members - has to be considered when looking at the impact of relaxing school closures on transmission of the virus
- Prime Minister Boris Johnson wants schools to reopen on 1 June and there is doubt over whether such a system will be in place.
<https://news.sky.com/story/coronavirus-effective-track-and-trace-strategy-needed-as-schools-reopen-ministers-told-11992661>

Coronavirus-related deaths in Washington state likely being underreported, officials say

- Deaths linked to the novel coronavirus are likely being underreported in Washington, say health officials in the Evergreen State.
- "There are a number of nuances to the data that we report and often it is very difficult – especially quickly – to make an assessment on the cause of death," Dr. Katie Hutchison, the health statistics manager for the Washington State Department of Health, said.
- "Currently, we're reporting just over 1,000 deaths, I would say that we currently have about a 3 percent variance on that. So, if we were to take our 30 deaths that are questionable – that we have about a 3 percent variance on that. And that is really quite excellent – considering how death certificates are processed," she added.
<https://www.foxnews.com/health/coronavirus-related-deaths-in-washington-state-likely-being-underreported-officials-say>

Babies born to moms with coronavirus should be tested for COVID-19, CDC guidelines say

- Expectant women: If you have tested positive for COVID-19, your baby should also be tested for the novel virus shortly after birth, the Centers for Disease Control and Prevention (CDC) said in new guidelines issued this week.
- "Testing is recommended for all neonates born to women with confirmed or suspected COVID-19, regardless of whether there are signs of infection in the neonate," the federal health agency said in the guidelines released Wednesday.
<https://www.foxnews.com/health/babies-born-to-moms-with-coronavirus-should-be-tested-cdc>

Ventura County gets green light to reopen more stores, restaurants

- Ventura County received the go-ahead Wednesday from state public health officials to reopen seated dining in restaurants and allow shopping inside many retail stores.
- Ventura is now one of more than 30 counties in California that can advance to an accelerated stage of reopening the economy amid the continuing effort to curb the transmission of the coronavirus
<https://www.vcstar.com/story/news/2020/05/20/coronavirus-ventura-county-reopen-stores-restaurants-approval-newsom/5233413002/>

Robbers in Santa Ana use pandemic masks to aid in crimes

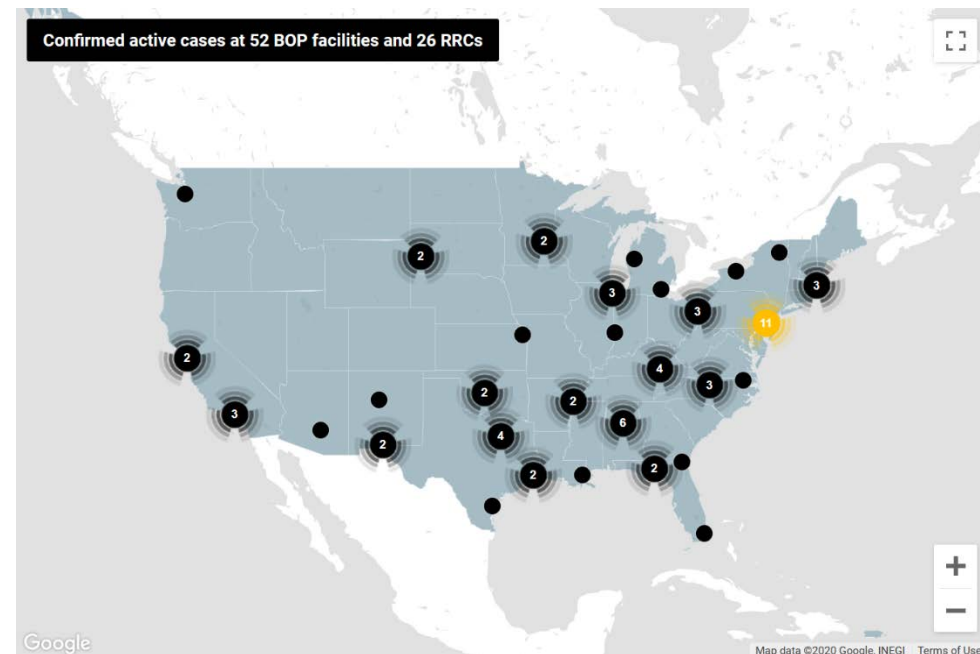
- Police in Santa Ana say robberies have been on the rise during the coronavirus pandemic as criminals are taking advantage of the social acceptance of masks in public to commit heists.
- Armed robberies have increased by about 50% during the pandemic, according to the Santa Ana Police Department.
<https://ktla.com/news/local-news/2-men-caught-on-video-robbing-santa-ana-liquor-store-while-wearing-face-masks-and-armed-with-guns/>

Online child sex abuse reports surge as kids spend more time on computers amid coronavirus

- Law enforcement officials across the country have been overwhelmed by a surge in tips about online child sex abuse, with social media platforms and other service providers flagging explicit content and suspicious interactions at an alarming rate.
- The National Center for Missing & Exploited Children, a global clearinghouse that disseminates tips to law enforcement, took in 4.1 million reports of child cyberabuse in April, a fourfold increase over April 2019, said John Shehan, head of the center's exploited children division.
- "Right now children have no other social outlet, and they are experiencing a wide range of emotions" "What a predator does is they search for those vulnerabilities, they find them, and then they exploit them."
- Offenders lurk on Facebook and Instagram, but also lesser-known chat sites and gaming platforms, sharing images and videos already in their possession but also soliciting new material from young victims. Kids coerced into sending one inappropriate picture or video are often blackmailed into sending more explicit content, officials said.
<https://www.msn.com/en-us/news/us/online-child-sex-abuse-reports-surge-as-kids-spend-more-time-on-computers-amid-coronavirus/ar-BB14sNPM>

There are 1735 federal inmates and 191 Bureau of Prisons (BOP) staff who have confirmed positive test results for COVID-19 nationwide.

- Currently, 2767 inmates and 392 staff have recovered. There have been 59 federal inmate deaths and 0 BOP staff member deaths attributed to COVID-19 disease
- Given the surge in positive cases at select sites and in response to the Attorney General Barr's directives, the BOP began immediately reviewing all inmates who have COVID-19 risk factors, as described by the CDC, to determine which inmates are suitable for home confinement. Since the release of the Attorney General's original memo the BOP has placed an additional 3,049 inmates on home confinement; an increase of 107 percent.
- All BOP staff and inmates have been issued cloth masks to use, particularly when social distancing is not possible. Additional PPE is issued as needed
<https://www.bop.gov/coronavirus/>



One Good Thing

- Stories about the kindness of strangers and individuals who sacrifice for others during the coronavirus outbreak.
<https://apnews.com/OneGoodThing>

Highlight Story: NYC seniors find lighter side of pandemic in comedy class

<https://apnews.com/aa66914135d592f819a23dcc209fccd9>

U.S. Data

Covid-19 Case Cluster (past 48 hours)

Social Impact COVID-19 Events

14 EVENTS
Past 48 hours

Map of news reports related to social impact events resulting from the COVID-19 outbreak in the United States, such as school closures, localized outbreaks, state of emergency declarations, etc.

DATE RANGE

Past 48 hours

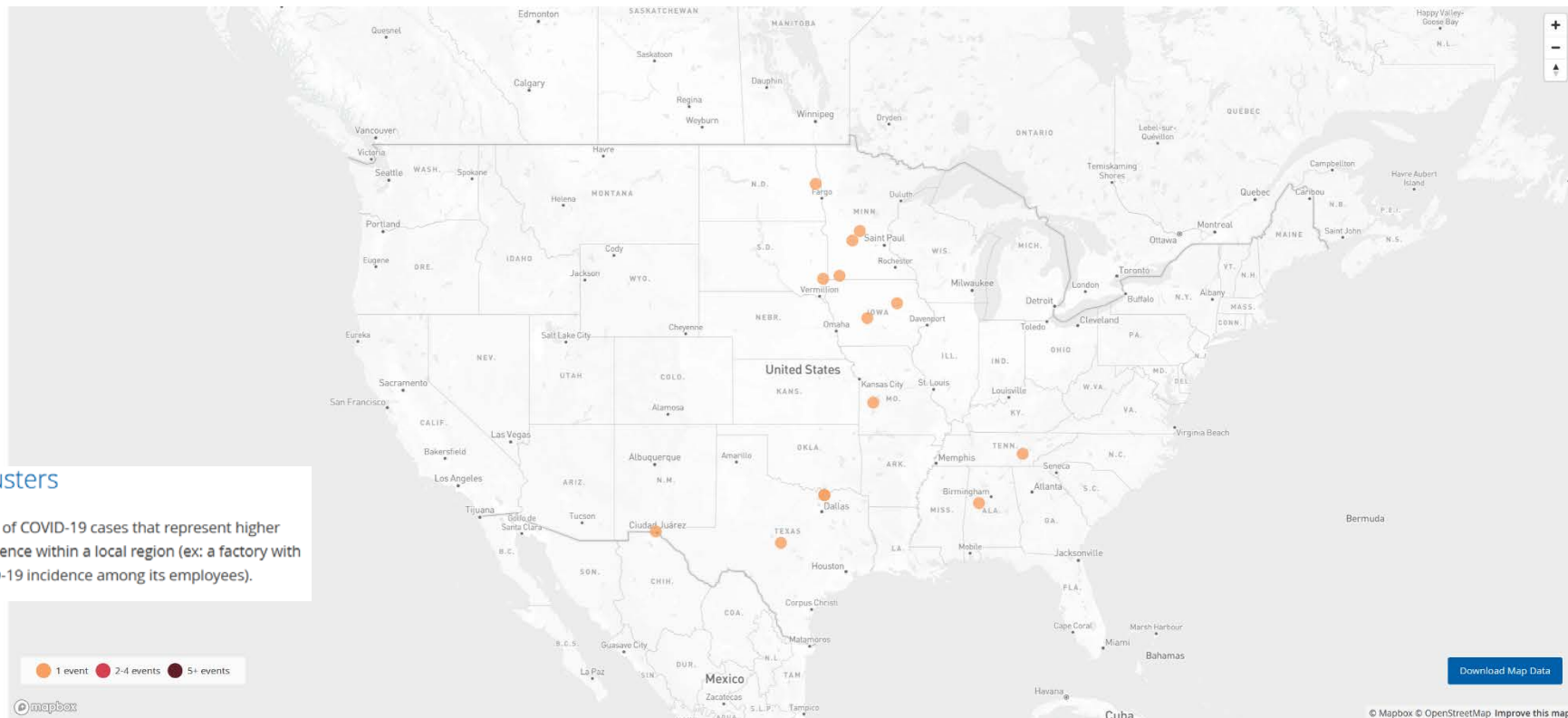
TYPE OF EVENT

COVID-19 Case Clusters

About this Map | Developed by HealthMap

COVID-19 Case Clusters

The article describes a cluster of COVID-19 cases that represent higher than expected COVID-19 incidence within a local region (ex: a factory with a higher than expected COVID-19 incidence among its employees).




<https://www.cdc.gov/covid-data-tracker/index.html>

Weather


COVID-19 Weather Support

Issued:

1100 AM May 21, 2020



NATIONAL
WEATHER SERVICE
SAN DIEGO, CA



IMPACT SCALE

●
None

●
Minor


●
Moderate

●
High

●
Extreme

Resources

<https://www.weather.gov/spot/>
<https://inws.ncep.noaa.gov>
<https://www.wrh.noaa.gov/sgx/event/dss/table.php>

(858) 675 - 8705
(24/7, Restricted) 

Weather.gov/SanDiego

7-day forecast for counties in far southwest CA

Period May 21 - May 28 (24-hr)	Orange	SW San Bernardino	All Deserts	Western Riverside	San Diego
Thursday	Mild	Warm	Warm	Warm	Mild
Friday	None	Mild	Windy Evening	Mild	None
Saturday	None	Cooler	Cooler Breezy	Cooler	None
Sunday	Mild	Warmer	Warmer Breezy	Warmer	Mild
Monday	Warmer	Warmer	Hot	Warmer	Warmer
Tuesday	Warm	Very Warm	Hot	Very Warm	Warm
Wednesday	Warm	Hot	Very Hot	Hot	Warm
Thursday	Warm	Hot	Very Hot	Hot	Warm

Forecast Discussion

Warming continues, but slightly cooler conditions returning inland areas on Saturday as a weak disturbance passes by to the east.. Locally gusty wind for mountains/deserts again for Friday night. A significant warming trend begins on Sunday with weak offshore flow and especially for next Monday Memorial Day due to upper level high building across Southern California. Temperatures could warm to 10 to 15 degrees above average. This could be a prolonged heat wave for inland areas especially for the lower deserts persisting through the week and peak daytime highs reaching 107 to 113F. The inland valleys and High Desert will reach 95 to 102F.