



Daily Situation Summary

Thursday, May 21, 2020

As of 10:00 AM

COVID-19 by the Numbers

05/21/2020

	Riverside	Imperial	Kern	Los Angeles	Orange	San Bernardino	San Diego	San Luis Obispo	Santa Barbara	Ventura	California	United States	Global
Total Cases	6,090	1,047	1,639	40,932	4,866	3,771	6,142	249	1,524	879	86,197	1,504,830	4,864,881
Cases Per Capita	256	581	186	405	154	177	186	88	343	104	220	456	64
Total Deaths	283	18	27	1,970	98	158	262	1	11	28	3,542	90,340	321,818
Deaths Per Capita	11.87	9.99	3.06	19.51	3.10	7.40	7.93	0.36	2.48	3.30	9.05	27.40	4.21
% of State's Cases	7.07%	1.21%	1.90%	47.49%	5.65%	4.37%	7.13%	0.29%	1.77%	1.02%	5.73%	30.93%	
Currently in Hospitals	183	80	48	1,506	275	127	335	2	23	36	3,048		
Currently in ICU	67	22	21	452	120	51	140	1	11	12	1,051		
Case Fatality Rate	4.6%	1.7%	1.6%	4.8%	2.0%	4.2%	4.3%	0.4%	0.7%	3.2%	4.1%	6.0%	6.6%
Population*	2,383,286	180,216	883,053	10,098,052	3,164,182	2,135,413	3,302,833	281,455	443,738	848,112	39,148,760	329,672,928	7,650,688,000
% of Population	6.09%	0.46%	2.26%	25.79%	8.08%	5.45%	8.44%	0.72%	1.13%	2.17%	0.03%	0.0197%	

Sources: CDPH, WHO, CDC

The date for which case statistics and hospital data were reported. Hospital COVID data are self-reported through a portal managed by the California Hospital Association and pulled at 2pm. COVID case statistics are reported by local health departments to CalREDIE and are pulled at 2pm. Hospital data and case statistics are integrated by the California Department of Technology and made available through the Open Data Portal the following morning.

*California-Demographics.com is made by Cubit – a demographic data provider & census.gov

News

More detail on page 2

US Data

More detail on page 5

State Data

More detail on page 6

Resources and Information

More detail on page 7

Weather

More detail on page 7

****Extraordinary Assumptions:** There are a lot of different data sources in this report not all of them match but aid to provide an overall picture of the current situation. COVID-19 Data Source Comparison - https://covid-19.splunkforgood.com/covid_19_datasource_comparison

News

WHO published Case Report Form for suspected cases of Multisystem inflammatory syndrome (MIS) in children and adolescents temporally related to COVID-19

[https://www.who.int/publications-detail/case-report-form-for-suspected-cases-of-multisystem-inflammatory-syndrome-\(mis\)-in-children-and-adolescents-temporally-related-to-covid-19](https://www.who.int/publications-detail/case-report-form-for-suspected-cases-of-multisystem-inflammatory-syndrome-(mis)-in-children-and-adolescents-temporally-related-to-covid-19)
Attached in Email

Related

LA County reports 4 cases of mysterious syndrome in kids linked to COVID-19, 21 suspected cases

- Four children in Los Angeles County who have been diagnosed with a mysterious inflammatory condition also tested positive for COVID-19, and several other suspected cases have also been identified, officials announced Monday.
- County Public Health Director Dr. Barbara Ferrer said that 21 suspected cases have been identified across the region since March 1. The four children were diagnosed with coronavirus through antibody testing, but investigations on the remaining suspected cases are ongoing.

<https://abc7.com/coronavirus-in-kids-kawasaki-disease-mysterious-illness-children/6193974/>

PAHO Director calls to protect vulnerable groups from effects of COVID-19 pandemic

- “The virus is surging across our region. We are increasingly worried about the poor and other vulnerable groups at greatest risk of illness and death from the virus. The recent spike in cases and fatalities is partly due to the virus taking root in these groups.”
- “During a pandemic, we must overcome the structural inequalities that limit access to services. This means establishing mechanisms that support universal access to health regardless of income, pooling resources with the private and not for profit sector, eliminating payment at point of service and setting up emergency hospitals that add surge capacity where it is most needed.”
- Women, who make up 70% of the health workforce in the Americas, are also vulnerable, as they are on the frontlines and disproportionately affected by COVID 19, Dr. Etienne noted. In addition, they face income disparity, inadequate access to health services and are often subject to gender-based violence.

<https://www.paho.org/en/news/19-5-2020-paho-director-calls-protect-vulnerable-groups-effects-covid-19-pandemic>

Lessons and warnings: One doctor’s COVID-19 story

- A doctor from Cairo, Egypt describes how he became infected with and recovered from COVID-19 and highlights the need for health care workers to practice basic infection, prevention and control measures when interacting with patients

<http://www.emro.who.int/egy/egypt-news/lessons-and-warnings-one-doctors-covid-19-story.html>

Initially Lauded as Heroes, Governors Come Under Attack

- Around the country, other churches and religious organizations are challenging governors’ limits on service size and indoor worship. They’re not alone. Even as governors have begun easing restrictions on commerce and movement, their authority continues to be questioned by legislators, local officials, business owners and other individuals.

<https://www.governing.com/now/Initially-Lauded-as-Heroes-Governors-Come-Under-Attack.html>

FEMA publishes COVID-19 Pandemic Operational Guidance for the 2020 Hurricane Season

- In preparing for the 2020 hurricane season and to address the challenges of managing disaster response and recovery efforts during this year’s hurricane season, FEMA is releasing the “COVID-19 Pandemic Operational Guidance for the 2020 Hurricane

Season” to help emergency managers and public health officials with actionable guidance to best prepare for disasters and encourages personal preparedness measures while continuing to respond to and recover amidst the ongoing COVID-19 pandemic.

- While this guidance focuses on hurricane season preparedness, most planning considerations can also be used by private sector and non-governmental organizations to gain an understanding of the government’s posture, planning and readiness efforts, and can be applied by private sector and non-governmental organizations to gain an understanding of the government’s posture, planning and readiness efforts any disaster operation environment, including no-notice incidents, spring flooding and wildfire seasons, and typhoon response.

<https://www.fema.gov/news-release/2020/05/20/fema-announces-operational-guidance-2020-hurricane-season>

https://www.fema.gov/media-library-data/1589997234798-adb5ce5cb98a7a89e3e1800becf0eb65/2020_Hurricane_Pandemic_Plan.pdf

OSHA Revised Enforcement Guidance for Recording Cases of Coronavirus Disease 2019 (COVID-19)

- This memorandum provides updated interim guidance to Compliance Safety and Health Officers (CSHOs) for enforcing the requirements of 29 CFR Part 1904 with respect to the recording of occupational illnesses, specifically cases of COVID-19. On May 26, 2020, the previous memorandum on this topic[1] will be rescinded, and this new memorandum will go into and remain in effect until further notice. This guidance is intended to be time-limited to the current COVID-19 public health crisis. Please frequently check OSHA’s webpage at www.osha.gov/coronavirus for updates.
- Under OSHA’s recordkeeping requirements, COVID-19 is a recordable illness, and thus employers are responsible for recording cases of COVID-19, if:
 - The case is a confirmed case of COVID-19, as defined by the Centers for Disease Control and Prevention (CDC);[2]
 - The case is work-related as defined by 29 CFR § 1904.5;[3] and
 - The case involves one or more of the general recording criteria set forth in 29 CFR § 1904.7.[4] world cut its daily carbon dioxide emissions by 17 percent at the peak of the coronavirus pandemic shutdown last month, a new study has found.
 - I would expect to see updated guidance from CalOSHA also.

<https://www.osha.gov/memos/2020-05-19/revised-enforcement-guidance-recording-cases-coronavirus-disease-2019-covid-19>

U.S. Department of Labor OSHA Adopts Revised Enforcement Policies For Coronavirus

- The U.S. Department of Labor’s Occupational Safety and Health Administration (OSHA) has adopted revised policies for enforcing OSHA’s requirements with respect to coronavirus as economies reopen in states throughout the country.
- Throughout the course of the pandemic, understanding about the transmission and prevention of infection has improved. The government and the private sector have taken rapid and evolving measures to slow the virus’s spread, protect employees, and adapt to new ways of doing business.
- Now, as states begin reopening their economies, OSHA has issued two revised enforcement policies to ensure employers are taking action to protect their employees.
- First, OSHA is increasing in-person inspections at all types of workplaces. The new enforcement guidance reflects changing circumstances in which many non-critical businesses have begun to reopen in areas of lower community spread. The risk of transmission is lower in specific categories of workplaces, and personal protective equipment potentially needed for inspections is more widely available. OSHA staff will continue to prioritize COVID-19 inspections, and will utilize all enforcement tools as OSHA has historically done.

- Second, OSHA is revising its previous enforcement policy for recording cases of coronavirus. Under OSHA's recordkeeping requirements, coronavirus is a recordable illness, and employers are responsible for recording cases of the coronavirus, if the case:
 - Is confirmed as a coronavirus illness;
 - Is work-related as defined by 29 CFR 1904.5; and
 - Involves one or more of the general recording criteria in 29 CFR 1904.7, such as medical treatment beyond first aid or days away from work.

<https://www.osha.gov/news/newsreleases/national/05192020-0>

California's Undocumented Workers Apply for COVID-19 Aid

- The state's computer crashed Monday when workers flooded the system with requests for relief. Immigrants could apply for a one-time payment of \$500 per individual or \$1,000 per household

<https://www.governing.com/work/Californias-Undocumented-Workers-Apply-for-COVID-19-Aid.html>

Morongo Casino Reopens Friday After Being Shuttered 2 Months

- With major limitations, the Morongo Casino in the Riverside County community of Cabazon will reopen Friday afternoon for the first time since it closed back in mid-March due to the coronavirus outbreak.
- Some slots will be either deactivated or equipped with plexiglass shields.
- All guests and staff must undergo temperature screenings before entry and they must wear masks at all times while inside.
- Its hotel will also reopen with limited capacity.

<https://losangeles.cbslocal.com/2020/05/19/morongo-casino-reopens-friday/>

Parking lots at 27 California state parks partially reopen

- 27 California state parks have partially reopened weeks after the 280 state parks and beaches closed their parking lots to discourage non-local visitors, officials said Tuesday.
- Visitors are also advised to check online to see if the park or beach they want to be visit is open before leaving home, what new visitor guidelines are in effect and if parking is available, she said.
- As of Tuesday, 36 parks were closed and 244 were open though campgrounds, restrooms, visitor centers and other facilities remain closed at all state parks.

<https://ktla.com/news/california/parking-lots-at-27-california-state-parks-partially-reopen/>

LA County aims for July 4 reopening date, some leaders say only if data supports it

<https://www.foxla.com/news/la-county-aims-for-july-4-reopening-date-some-leaders-say-only-if-data-supports-it>

One Good Thing

- Stories about the kindness of strangers and individuals who sacrifice for others during the coronavirus outbreak.

<https://apnews.com/OneGoodThing>

U.S. Data

Covid-19 Case Cluster (past 48 hours)

Social Impact COVID-19 Events

19 EVENTS
Past 48 hours

Map of news reports related to social impact events resulting from the COVID-19 outbreak in the United States, such as school closures, localized outbreaks, state of emergency declarations, etc.

DATE RANGE

Past 48 hours

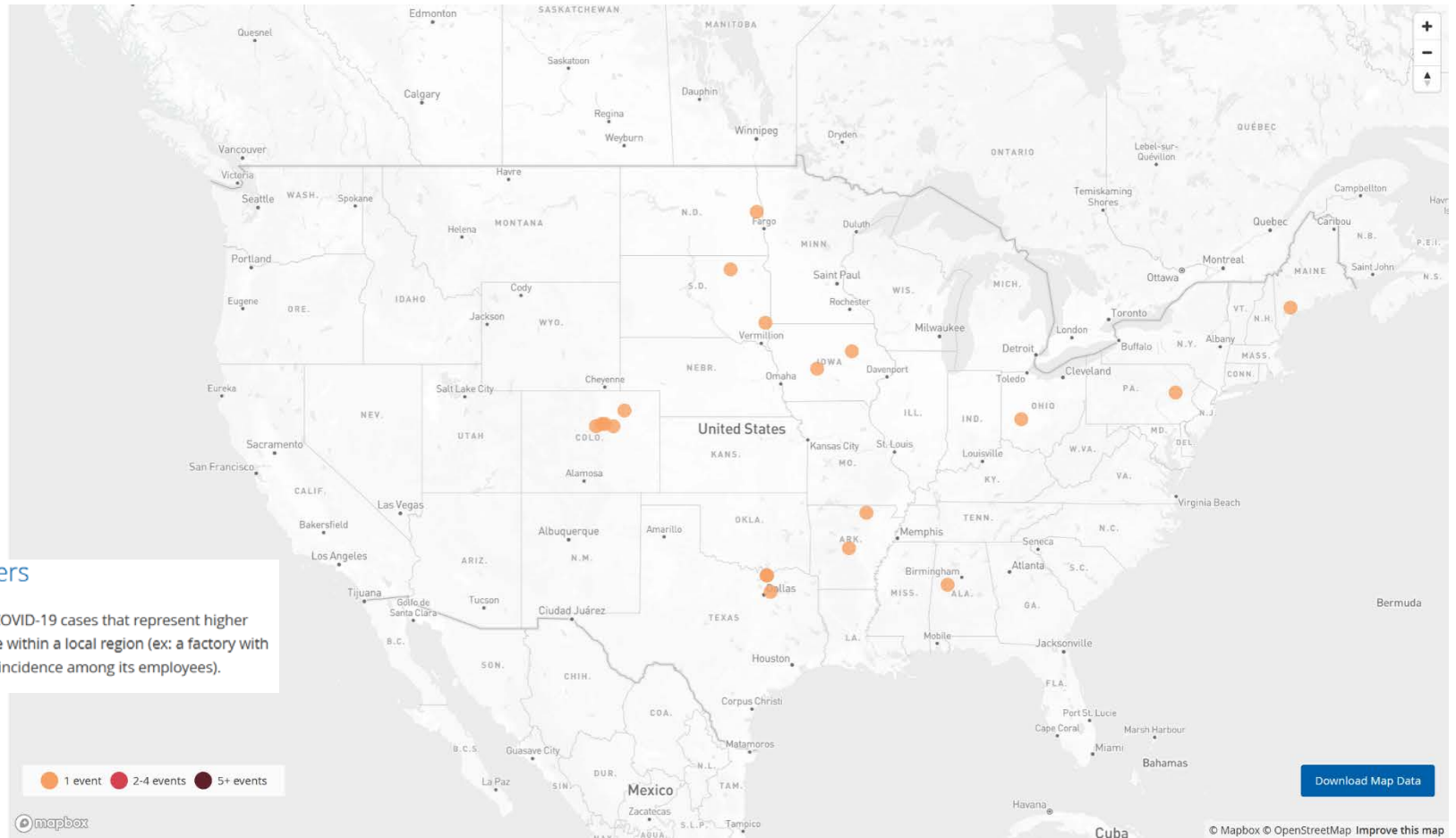
TYPE OF EVENT ?

COVID-19 Case Clusters

About this Map | Developed by HealthMap

COVID-19 Case Clusters

The article describes a cluster of COVID-19 cases that represent higher than expected COVID-19 incidence within a local region (ex: a factory with a higher than expected COVID-19 incidence among its employees).



<https://www.cdc.gov/covid-data-tracker/index.html>

State Data

Resilience Roadmap:

The State of California is currently at Stage 1: Safety and preparedness

<https://covid19.ca.gov/roadmap/>

- Your County can apply for a County variance to enter Stage 2
- Stage 2 expansion will be phased in gradually. Some communities may move through Stage 2 faster if they are able to show greater progress. Counties that have met the readiness criteria and worked with the California Department of Public Health can open more workplaces as outlined on the County Variance page.

COVID-19 County Variance Attestation Form

- If a county did not meet the criteria outlined in the prior attestation form and would like to complete the COVID-19 County Variance Form (revised May 18, 2020) in order to move more quickly through Stage 2, a county may do so by submitting the required documentation as specified in the new form.
- The goal continues to be to open the state in a way that minimizes the risk for COVID-19 to the extent possible, which includes: 1) limiting non-essential movement and mixing of populations, especially within jurisdictions with higher confirmed cases, and 2) delaying the opening of environments in which there is prolonged and close contact as part of the way business must operate. CDPH made some changes most notably in the Epidemiologic Stability of COVID-19 section.
- As we continue to move through this process, we recognized a need to make changes to the criteria that counties must meet to move through Stage 2.

https://www.cdph.ca.gov/Programs/CID/DCDC/Pages/COVID-19/County_Variance_Attestation_Form.aspx

You can provide your input on the California Recovery Roadmap

- California is building a roadmap for modifying the statewide stay home order while maintaining community health and resiliency. We need Californians to give input on the best way to reopen different sectors of our economy
- Good ideas come from everywhere. The state has received many innovative proposals from California businesses and labor representatives on how they're adapting their workplaces to reduce the risk of coronavirus transmission.
- Now we'd like to hear from you— business owners, workers, customers – to get your feedback on physical and environmental adaptations that can make workplaces safer and protect our communities.

Help shape a more resilient future for California. Fill out the California Recovery Roadmap Survey.

<https://covid19.ca.gov/recovery-input/>

Resources and Information

WHO Global research on coronavirus disease (COVID-19) web page

<https://www.who.int/emergencies/diseases/novel-coronavirus-2019/global-research-on-novel-coronavirus-2019-ncov>

International Clinical Trials Registry Platform (ICTRP)


<https://www.who.int/ictrp/search/en/>

Weather


COVID-19
Weather
Support

Issued:

1100 AM May 20, 2020



NATIONAL
WEATHER SERVICE
SAN DIEGO, CA



IMPACT SCALE

●
None

●
Minor

●
Moderate


●
High

●
Extreme

Resources

<https://www.weather.gov/spot/>
<https://inws.ncep.noaa.gov>
<https://www.wrh.noaa.gov/sgx/event/dsstable.php>

(858) 675 - 8705
(24/7, Restricted)



Weather.gov/SanDiego

7-day forecast for counties in far southwest CA

Period May 20 - May 27 (24-hr)	Orange	SW San Bernardino	All Deserts	Western Riverside	San Diego
Wednesday	Warmer	Warmer	Warmer	Warmer	Warmer
Thursday	Mild	Warm	Warm	Warm	Mild
Friday	None	Mild	Windy Evening	Mild	None
Saturday	None	Cooler	Cooler Breezy	Cooler	None
Sunday	Mild	Warmer	Warmer Breezy	Warmer	Mild
Monday	Milder	Warmer	Very Warm	Warmer	Warmer
Tuesday	Mild	Very Warm	Hot	Very Warm	Warm
Wednesday	Warm	Very Warm	Hot	Very Warm	Warm

Forecast Discussion

Warming occurs into Thursday, with cooler conditions returning inland areas on Saturday as a weak disturbance passes by to the east.. Locally gusty wind for mountains/deserts again for Friday night. A significant warming trend begins on Sunday with weak offshore flow and especially for next **Monday Memorial Day** due to upper level high building across **Southern California**. **Temperatures could warm to 10 to 15 degrees above average. This could be a prolonged heat wave for inland areas especially for deserts.**