



Daily Situation Summary Wednesday, May 20, 2020 As of 10:00 AM

COVID-19 by the Numbers

05/20/2020

	Riverside	Imperial	Kern	Los Angeles	Orange	San Bernardino	San Diego	San Luis Obispo	Sana Barbra	Ventura	California	United States	Global
Total Cases	5,963	1,012	1,601	39,670	4,746	3,656	6,028	245	1,521	861	84,057	1,504,830	4,789,205
Cases Per Capita	250	562	181	393	150	171	183	87	343	102	215	456	63
Total Deaths	274	18	26	1,913	88	157	242	1	11	28	3,436	90,340	318,789
Deaths Per Capita	11.50	9.99	2.94	18.94	2.78	7.35	7.33	0.36	2.48	3.30	8.78	27.40	4.17
% of State's Cases	7.09%	1.20%	1.90%	47.19%	5.65%	4.35%	7.17%	0.29%	1.81%	1.02%	5.59%	31.42%	
Currently in Hospitals	189	74	42	1,517	269	134	319	2	23	33	3,047		
Currently in ICU	69	19	20	466	116	55	142	1	11	12	1,068		
Case Fatality Rate	4.6%	1.8%	1.6%	4.8%	1.9%	4.3%	4.0%	0.4%	0.7%	3.3%	4.1%	6.0%	6.7%
Population*	2,383,286	180,216	883,053	10,098,052	3,164,182	2,135,413	3,302,833	281,455	443,738	848,112	39,148,760	329,668,481	7,650,687,000
% of Population	6.09%	0.46%	2.26%	25.79%	8.08%	5.45%	8.44%	0.72%	1.13%	2.17%	0.03%	0.0197%	

Sources: CDPH, WHO, CDC

The date for which case statistics and hospital data were reported. Hospital COVID data are self-reported through a portal managed by the California Hospital Association and pulled at 2pm. COVID case statistics are reported by local health departments to CalREDIE and are pulled at 2pm. Hospital data and case statistics are integrated by the California Department of Technology and made available through the Open Data Portal the following morning.

*California-Demographics.com is made by Cubit – a demographic data provider & census.gov

News

More detail on page 2

US Data

FEMA,
More detail on page 4

Riverside County

More detail on page 7

Weather

More detail on page 9

****Extraordinary Assumptions: There are a lot of different data sources in this report not all of them match but aid to provide an overall picture of the current situation. COVID-19 Data Source Comparison - https://covid-19.splunkforgood.com/covid_19_datasource_comparison**

News

USC antibody study suggests hundreds of thousands in LA County may have had coronavirus

- A new antibody study of Los Angeles County suggests that hundreds of thousands of people may have been infected with the coronavirus without developing symptoms
- If the results were extrapolated to LA County's population of about 8 million adults, that means an estimated 360,000 adults in Los Angeles County had at some point gotten the infection, many of them without realizing it, the researchers say.
- "This is not something that is going to go away in the next month or the next two months," ... "This is something that's going to be with us for several months or until the time we have a vaccine, which is probably 18 to 24 months away."

https://abc7.com/health/usc-study-more-than-360000-in-la-county-may-have-had-coronavirus/6197585/?fbclid=IwAR3i6xHzvzNYABRRtof444gy74_GfLg1rhHxg9T_mQYQs_TKXJGozRO7uiw

Llama antibody engineered to block coronavirus

- Animals produce antibodies much like those made by the human immune system. But some animals, such as llamas, also produce another type of antibody that's only about a quarter of the size of a typical human antibody. Such "single-domain" antibodies, or nanobodies, have several features that make them of interest as potential therapeutics.
- Nanobodies are very stable, so they could potentially be stored for a long time after production. They can also be delivered by an inhaler directly to the lungs, which makes them particularly promising for respiratory infections such as COVID-19.

<https://www.nih.gov/news-events/nih-research-matters/llama-antibody-engineered-block-coronavirus>

Top execs from Netflix, Disney, Salesforce and more call on Congress to provide \$1 trillion in coronavirus relief to local governments

- California Gov. Gavin Newsom's task force on business and jobs recovery is asking Congress for \$1 trillion in pandemic relief for all states.
- The Task Force, which includes California business leaders like Disney Executive Chairman Bob Iger and Netflix Chief Content Officer Ted Sarandos, sent a letter to House and Senate leaders on Friday asking for more state and local funding.
- The House passed a new \$3 trillion relief bill on Friday that includes \$1 trillion to boost local governments, but the Republican-led Senate is not expected to approve it.

https://www.cnbc.com/2020/05/19/california-task-force-calls-on-congress-for-1-trillion-in-aid.html?fbclid=IwAR0JaDTIZC96lf9s5s_K6VGjRb6wF_arXJbW6BGcEOryy8rYAMwxUU2QkRQ

Coronavirus fallout triggers human development crisis: UN

- The coronavirus pandemic is causing a steep and unprecedented decline in human development, disrupting progress in income, healthcare and education and crystallising already existing inequalities.
- A new UNDP report - titled COVID-19 and Human Development: Assessing the Crisis, Envisioning the Recovery - stresses that conditions today are equivalent to levels of deprivation last seen in the mid-1980s.

<https://www.aljazeera.com/ajimpact/coronavirus-fallout-triggers-human-development-crisis-200519194203964.html>

Cancer patients battle sky-high drug costs amid pandemic

- Without the assistance program, I would have gone through my entire yearly salary within about three months to pay for my medication. Just the one medication was \$11,000 per month, and over that first year, I was on 13 different medications."

- Most new cancer drugs in the US are priced at more than \$100,000 per patient per year, according to the National Cancer Institute, with some price tags reaching \$400,000. But while the National Cancer Institute found that 90 percent of people in the United States believed cancer drugs are too expensive, costs have continued to rise - and so have patients' anxiety levels.
- As lockdowns continue, more and more people are out of work and losing their health insurance. Some 20.5 million jobs were lost in April alone. An analysis found 26.8 million people became newly uninsured after losing their jobs, some of whom may be eligible for Medicaid or insurance under the Affordable Care Act. But gaps in coverage exist, and that means the number of people who may need help paying for their medication is likely to rise, too.
- A program run by the Ohio State University Comprehensive Cancer Center - Arthur G James Cancer Hospital and Richard J Solove Research Institute is hoping to help by allowing patients to directly donate their unused cancer drugs to those in need.
<https://www.aljazeera.com/ajimpact/cancer-patients-battle-sky-high-drug-costs-pandemic-200519210208572.html>

Carbon pollution fell 17 percent during coronavirus lockdown peak

- The world cut its daily carbon dioxide emissions by 17 percent at the peak of the coronavirus pandemic shutdown last month, a new study has found.
- That is still the biggest annual drop in carbon emissions since World War II.
- For a week in April, the US cut its carbon dioxide levels by about a third. China, the world's biggest emitter of heat-trapping gases, sliced its carbon pollution by nearly a quarter in February. India and Europe cut emissions by 26 percent and 27 percent respectively.
<https://www.aljazeera.com/news/2020/05/carbon-pollution-fell-17-percent-coronavirus-lockdown-peak-200520063648796.html>

College Calendars in the Pandemic: No Fall Break and Home by Thanksgiving

- Colleges make plans to bring students back to campus, alongside discussions of mask requirements and half-empty classrooms, one common strategy is emerging: Forgoing fall break and getting students home before Thanksgiving.
- The University of South Carolina, Notre Dame, Rice and Creighton are among the schools that have said they will find ways to shorten the fall semester, in an attempt to avoid a “second wave” of coronavirus infections expected to emerge in late fall.
<https://www.nytimes.com/2020/05/19/us/coronavirus-college-fall-semester.html>

Will lawsuits for tuition refunds succeed? It depends, experts say

- The resulting backlash added fire to a movement already underway to get NYU to refund at least some of students' tuition, arguing that online classes are inadequate. It has included at least three petitions with more than 15,000 signatures in all, email and social media campaigns, and, as of May 8, two proposed class-action lawsuits.
<https://www.educationdive.com/news/will-lawsuits-for-tuition-refunds-succeed-it-depends-experts-say/578214/>

UC San Diego tests hundreds of students for coronavirus in first week of pilot program

- UC San Diego says it got off to a solid start during its first week of mass testing students for the novel coronavirus, with more than 300 undergraduates volunteering for the program by late Thursday. The figure could rise to around 500 — the goal for the week — when Friday's figures are calculated.
- The university hopes to test up to 5,000 of its residential students during a three-week period. The so-called “Return to Learn” project is part of an effort to largely open the campus to in-person classes during the fall quarter, which begins in September.
<https://www.sandiegouniontribune.com/news/education/story/2020-05-15/uc-san-diego-begins-mass-testing-students-for-novel-coronavirus>

One Good Thing

- Stories about the kindness of strangers and individuals who sacrifice for others during the coronavirus outbreak.
<https://apnews.com/OneGoodThing>

U.S. Data

FEMA

As FEMA, under the direction of the White House Task Force, has led the whole-of-America response to the COVID-19 pandemic for the past two months, billions of essential resources and protective equipment have been delivered throughout the nation.

COVID-19 Update



Situation: On May 18, HHS announced \$11 billion in funding to states, territories, and tribes to support testing for COVID-19. This ensures that states, territories, and tribes have the resources necessary to meet testing goals as they begin to re-open. Nationwide testing: 11,282,781 (+435,003) cumulative as of May 19.

Operational Task Forces:

Community Based Testing Sites:

- 198,392 (+3,863) samples collected at CBTS locations since Mar 20
- 285,627 (+11,590) tests processed by Private-Partnership Testing Sites since Apr 5

Lifelines Impacts:

Health and Medical Lifeline

Public Health:

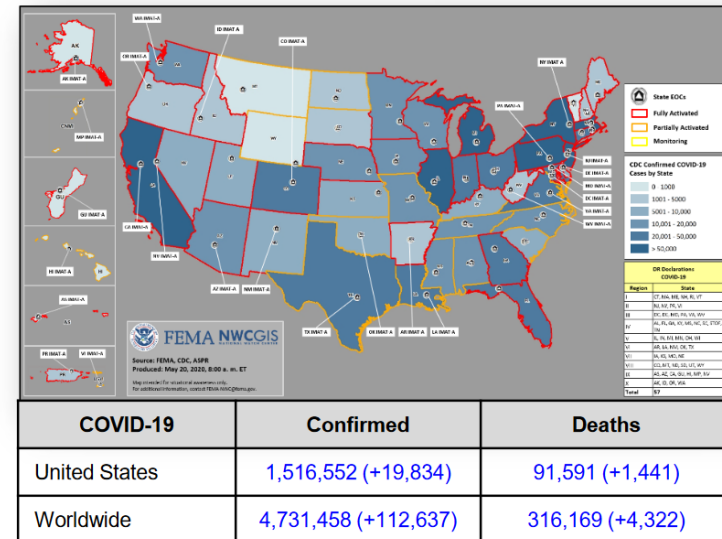
- Mitigation: NIH coordinated with more than 15 biopharmaceutical companies from the public-private sector to form the Accelerating COVID-19 Therapeutic Interventions and Vaccines public-private partnership; the initiative is developing a collaborative, streamlined strategy for an integrated research response to COVID-19

Other Domestic Lifelines

Food, Water, Shelter:

- CT: a research group has reported that more than one in five households nationally were food insecure by the end of April
- NH: The number of homeless encampments around Manchester has multiplied in recent weeks as people fearful of contracting COVID-19 avoid frequenting shelters

(FEMA SLB COVID-19, May 19)



Response:

- FEMA NRCC activated to Level I; all FEMA RRCCs activated
- 28 FEMA IMAT-A teams deployed (24 actual/ 4 virtual) to states/territories/tribal nations; LNOs deployed to 37 states/territories/tribal nations
- 57 Major Disaster Declarations approved; All State / Territory EOCs activated
- 47,704 (-1,424) FEMA, DoD, HHS, VA, and CDC personnel deployed / activated; 3,102 (-21) FEMA employees deployed

FEMA and US gears up for Hurricane season (The Atlantic hurricane season runs from June 1st through November 30th.)
National Hurricane Center

<https://www.nhc.noaa.gov/?cpac>

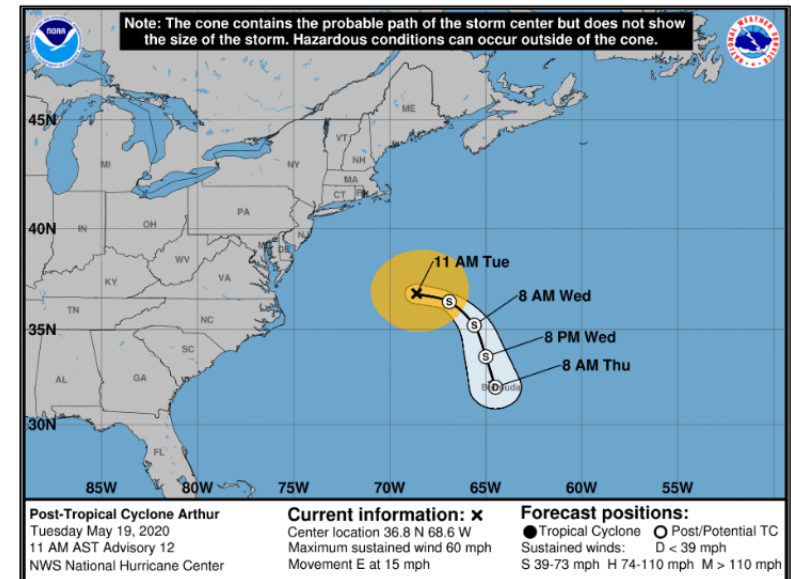


Tropical Outlook – Atlantic

Post-Tropical Cyclone Arthur (Advisory #12 as of 11:00 a.m. ET, May 19)

FINAL

- Located 400 miles ENE of Cape Hatteras, NC
- Moving E at 15 mph
- Expected to turn south and slow down over the next day or so
- Maximum sustained winds 60 mph
- Tropical-storm-force winds extend 160 miles
- Swells are expected to affect portions of the Mid-Atlantic and southeast U.S. coasts during the next day or two. These swells could cause life-threatening surf and rip current conditions
- There are no coastal watches or warnings in effect
- This is the last Public Advisory issued by the NHC



- Jared Moskowitz the Director of Florida Division of Emergency Management recommends having 7 days of supplies on hand.

Covid-19 Case Cluster (past 48 hours)

Social Impact COVID-19 Events

9 EVENTS
Past 48 hours

Map of news reports related to social impact events resulting from the COVID-19 outbreak in the United States, such as school closures, localized outbreaks, state of emergency declarations, etc.

DATE RANGE

Past 48 hours

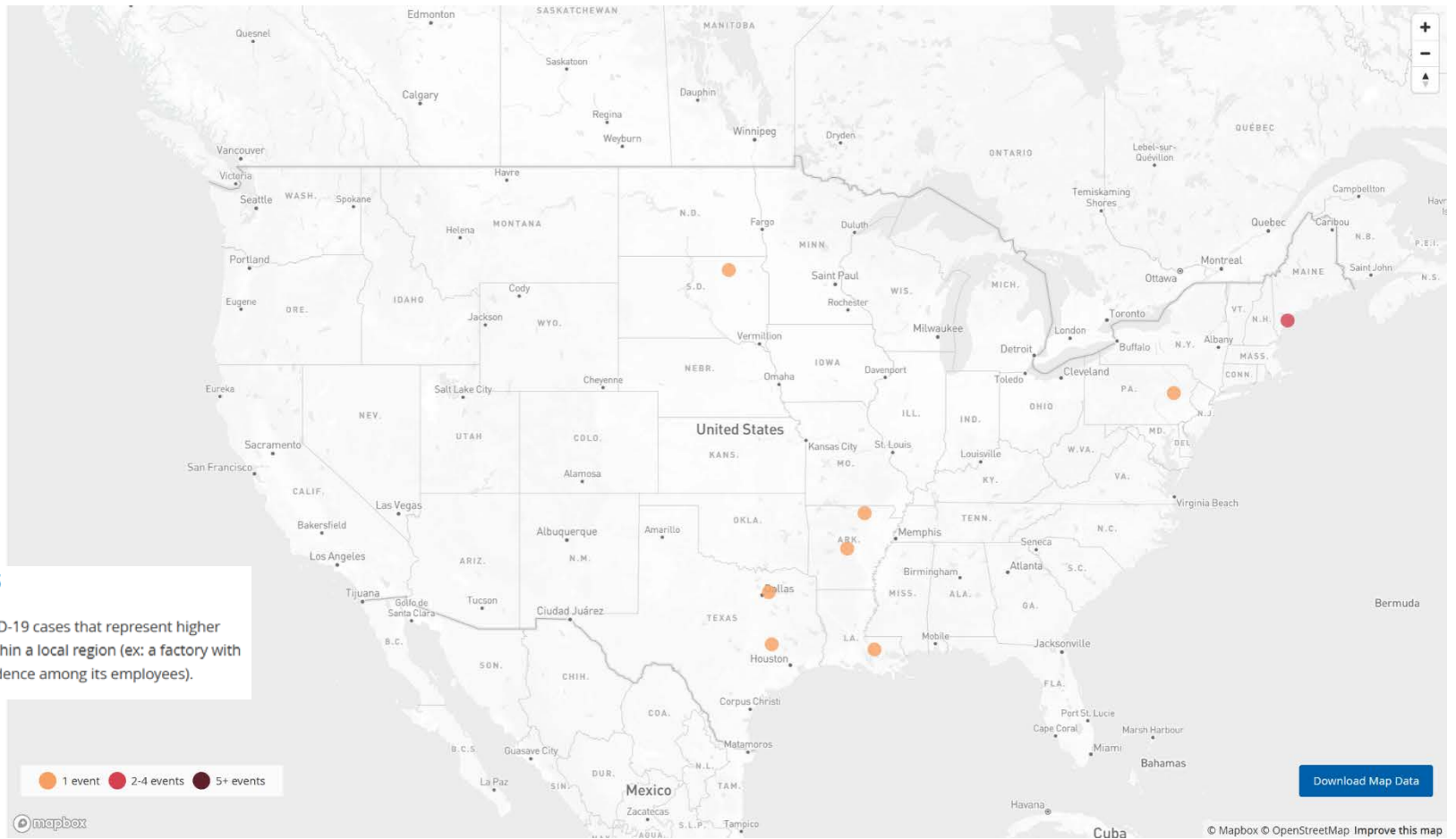
TYPE OF EVENT ?

COVID-19 Case Clusters

About this Map | Developed by HealthMap

COVID-19 Case Clusters

The article describes a cluster of COVID-19 cases that represent higher than expected COVID-19 incidence within a local region (ex: a factory with a higher than expected COVID-19 incidence among its employees).




<https://www.cdc.gov/covid-data-tracker/index.html>

Riverside County Data

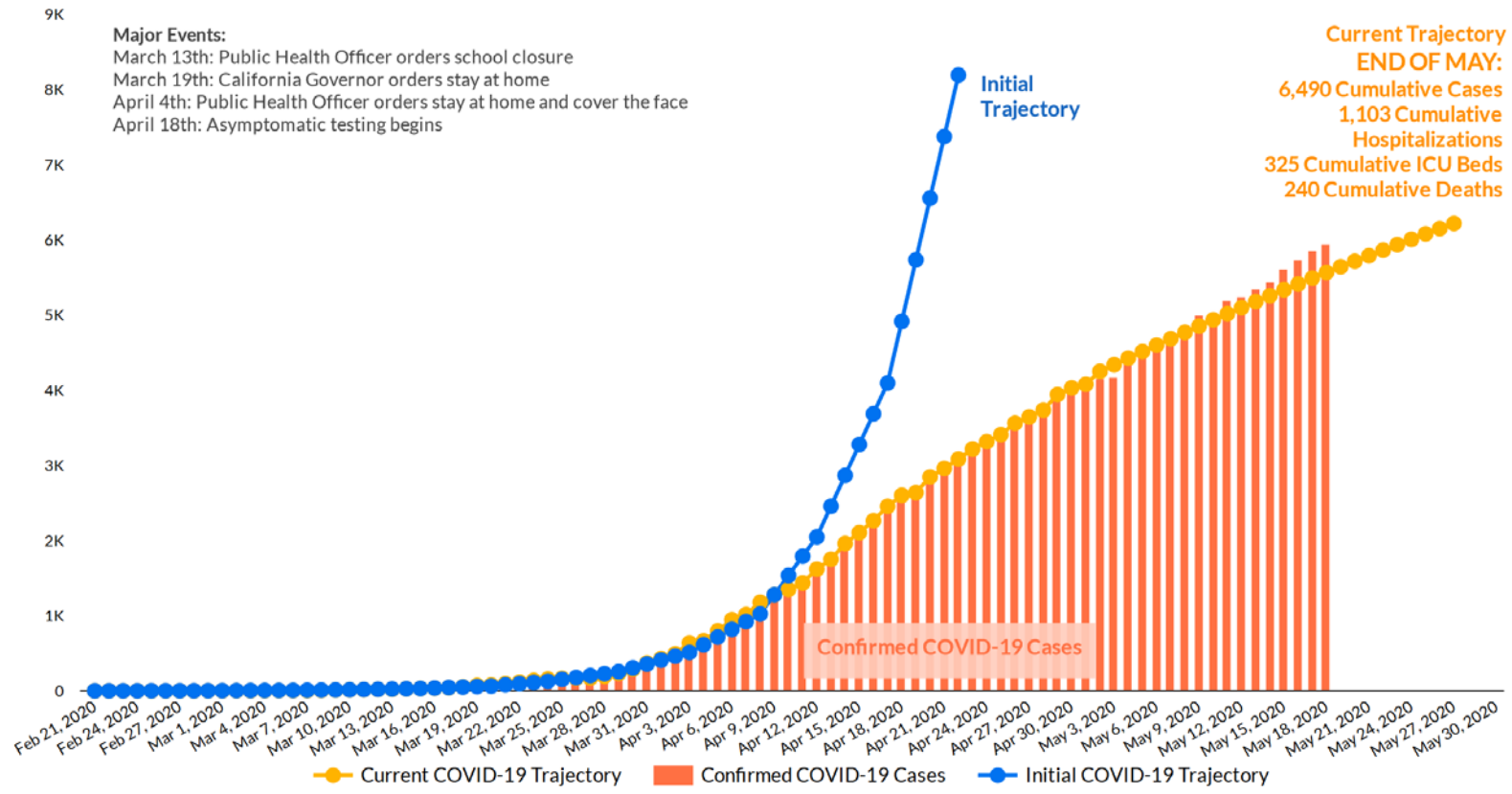
<https://www.rivcoph.org/coronavirus>

https://www.rivcoph.org/Portals/0/Documents/CoronaVirus/May/Dashboard/PUBLIC_V2_Daily_COVID-19_Updates_051820.pdf?ver=2020-05-18-173333-757×tamp=1589848460025



RIVERSIDE COUNTY COVID-19 TRAJECTORY

Feb 21, 2020 - May 18, 2020



COVID-19 Cases Recent Doubling Time (3-Day Average)

26.3

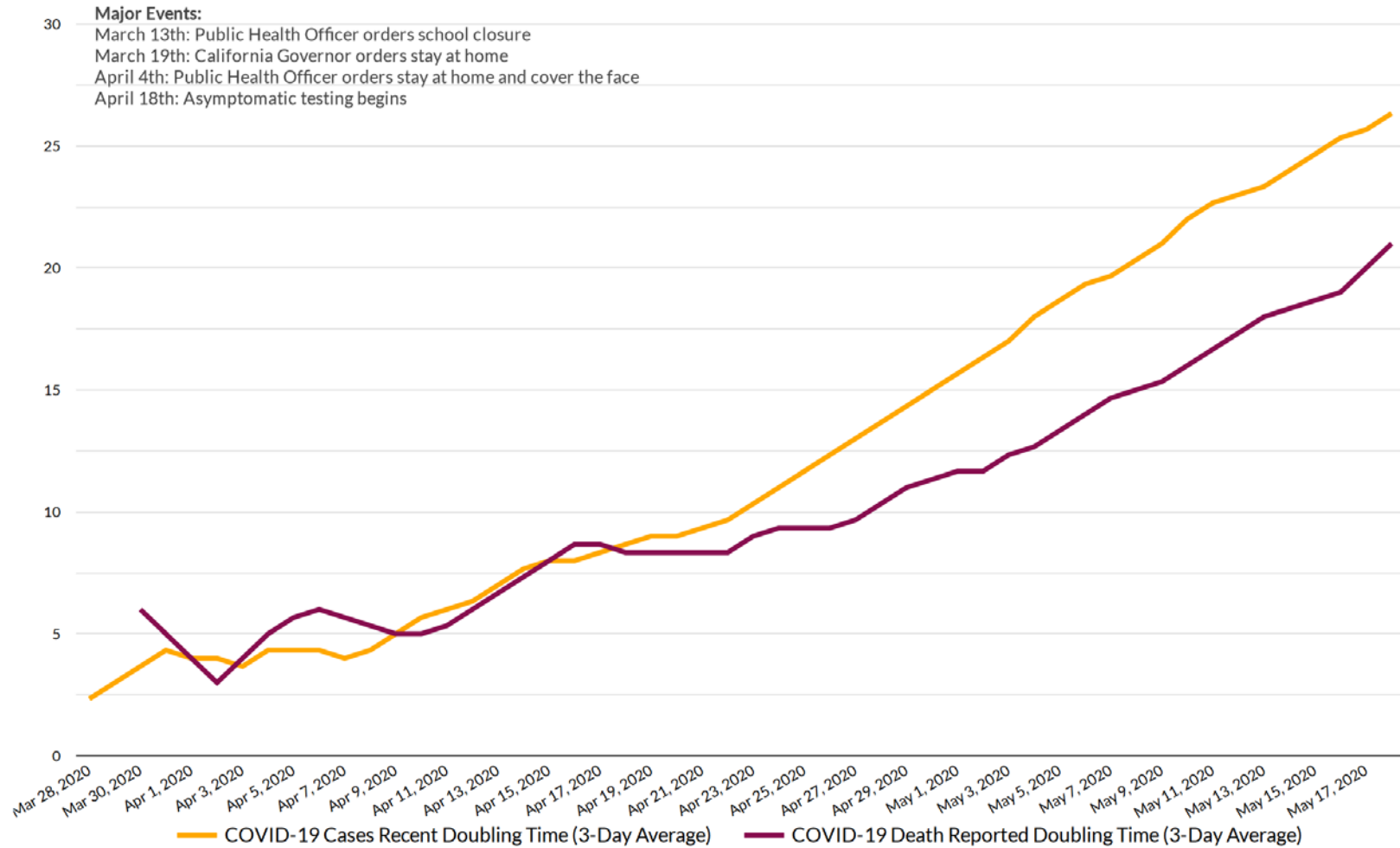
days

- KEY POINTS**
- Trajectory of COVID-19 cases are based on current data and are likely to change as the situation evolves.
 - Trajectory is influenced by factors such as collective community behavior (e.g. social distancing, hand washing, face coverings) and testing.
 - As we receive results from asymptomatic testing, trajectory may change.



RIVERSIDE COUNTY COVID-19 DOUBLING TIME CASES & DEATHS

Mar 28, 2020 - May 18, 2020




*Based on case report date and death report date


COVID-19 Weather Support

Issued:

1100 AM May 19, 2020



NATIONAL
WEATHER SERVICE
SAN DIEGO, CA



IMPACT SCALE

●
None

●
Minor


●
Moderate

●
High

●
Extreme

Resources

<https://www.weather.gov/spot/>
<https://inws.ncep.noaa.gov>
<https://www.wrh.noaa.gov/sgx/event/dss/table.php>

(858) 675 - 8705
(24/7, Restricted) 

Weather.gov/SanDiego

7-day forecast for counties in far southwest CA

Period May 19 - May 26 (24-hr)	Orange	SW San Bernardino	All Deserts	Western Riverside	San Diego
Tuesday	Breezy	Breezy Mtn Showers	Cooler Windy	Breezy Mtn showers	Breezy Mtn shower
Wednesday	Warmer	Warmer	Warmer Breezy	Warmer	Warmer
Thursday	Mild	Warm	Warm Breezy	Warm	Mild
Friday	None	Mild	Windy Evening	Mild	None
Saturday	None	Cooler	Cooler Breezy	Cooler	None
Sunday	Mild	Warmer	Warmer Breezy	Warmer	Mild
Monday	Milder	Warmer	Very Warm	Warmer	Warmer
Tuesday	Mild	Warm	Very Warm	Warm	Warm

Forecast Discussion

An unseasonable Pacific storm is exiting the region but some mountain showers will linger today. Warming occurs on Wednesday and Thursday, with cooler conditions returning inland areas on Saturday as a weak disturbance passes by to the east. Locally gusty wind for mountains/deserts again for Friday night. A significant warming trend begins on Sunday with weak offshore flow and especially for next **Monday Memorial Day** due to upper level high building across Southern California. Temperatures could warm to 10 to 15 degrees above average.