



# Daily Situation Summary

## Friday, May 15, 2020

### As of 10:00 AM

## COVID-19 by the Numbers

05/15/2020

	Riverside	Imperial	Kern	Los Angeles	Orange	San Bernardino	San Diego	San Luis Obispo	Santa Barbara	Ventura	California	United States	Global
Total Cases	5,339	652	1,430	35,427	4,163	3,149	5,393	236	1,395	760	74,936	1,384,930	4,307,287
Total Deaths	249	15	25	1,709	80	140	231	1	11	25	3,108	83,947	295,101
% of State's Cases	7.12%	0.87%	1.91%	47.28%	5.56%	4.20%	7.20%	0.31%	1.86%	1.01%	5.41%	32.15%	
Currently in Hospitals	184	62	39	1,648	259	132	329	2	26	28	3,157		
Currently in ICU	68	20	23	480	102	47	140	1	10	16	1,067		
Case Fatality Rate	4.7%	2.3%	1.7%	4.8%	1.9%	4.4%	4.3%	0.4%	0.8%	3.3%	4.1%	6.1%	6.9%

Sources: CDPH, WHO, CDC

The date for which case statistics and hospital data were reported. Hospital COVID data are self-reported through a portal managed by the California Hospital Association and pulled at 2pm. COVID case statistics are reported by local health departments to CalREDIE and are pulled at 2pm. Hospital data and case statistics are integrated by the California Department of Technology and made available through the Open Data Portal the following morning.

## News

More detail on page 2

## Weather

More detail on page 15

## US Data

More detail on page 4

## Riverside County

More detail on page 8

**\*\*Extraordinary Assumptions:** There are a lot of different data sources in this report not all of them match but aid to provide an overall picture of the current situation. COVID-19 Data Source Comparison - [https://covid-19.splunkforgood.com/covid\\_19\\_datasource\\_comparison](https://covid-19.splunkforgood.com/covid_19_datasource_comparison)

# News

## Coronavirus flare-ups in China and South Korea prompt new fears of a 2nd wave

- Fears of a second surge of coronavirus infections are forcing early-hit countries to rethink plans for re-opening as new cases come to light. China is now testing millions of people to catch new infections. South Korea has dispatched several thousand police officers in a renewed push for contact tracing.
- The city where it all started, Wuhan, China, is on alert again. Over the next 10 days, authorities in China's coronavirus epicenter are testing every one of its 11 million residents after six new coronavirus cases were reported over the weekend.
- Those were the first positive tests in Wuhan in 35 days, since the city celebrated the lifting of a 76-day lockdown on April 8.  
<https://www.cbsnews.com/news/china-coronavirus-south-korea-outbreaks-fears-second-wave-infections/>

### Related

## Photos Show Long Lines in Wuhan as China Aims to Test All 11 Million Residents For Coronavirus in Just 10 Days

- The Chinese government has responded fiercely to reports of six new coronavirus cases in Wuhan, where the disease originated. Photos show the nation's ambitious plan in action to try and test 11 million residents in less than two weeks. The main purpose of the aggressive scheme is to collect data on those who are asymptomatic, but could still spread the virus.  
<https://www.newsweek.com/photos-show-long-lines-wuhan-china-aims-test-all-11-million-residents-coronavirus-just-10-days-1504355>

## First European Country Officially Declares End of Coronavirus Epidemic

- Slovenia has become the first European nation to declare an end to its coronavirus epidemic and announced that all indicators point to a slowdown in the spread of COVID-19 throughout the country's population.
- The nation, with a population of around 2 million, suffered 1,465 coronavirus cases in total and 103 deaths linked to COVID-19 as of May 14, according to data from its National Institute for Public Health.
- Despite the announcement, many measures implemented to slow the virus from spreading will remain. Some of those restrictions will continue through the end of the month.  
<https://www.newsweek.com/slovenia-first-european-country-declares-end-coronavirus-epidemic-1504340>

## German restaurant gives patrons hats with pool noodles to keep social distance after reopening

- Cafe & Konditorei Rothe in Schwerin, Germany reopened last week as the country begins to lift certain coronavirus restrictions.
- In a stunt to encourage social distancing, a German restaurant gave its diners hats with pool noodles upon its reopening.
- It posted a photo of its diners on Facebook, showing them in straw hats with colorful pool noodles pointing in three different directions to encourage social distancing from all sides.

<https://thehill.com/blogs/in-the-know/in-the-know/497888-german-restaurant-gives-patrons-hats-with-pool-noodles-to-keep?fbclid=IwAR2rmDFGoiwfwBOzq56duB3h706KjnzlyWU71aJ3bwWZsalxDa6n3vKHSO>



## President Trump Announces Operation Warp Speed

- President Trump has chosen a former pharmaceutical executive and a four star general to run Operation Warp Speed, an effort to speed up development of a vaccine for COVID-19 and get it to as many Americans as quickly as possible.
- "I think we're going to have a vaccine by the end of the year, and I think distribution will take place almost simultaneously because we've geared up the military," President Trump said as he prepared to board Marine One on Thursday afternoon. Experts have said the best case scenario for vaccine development would be 12 to 18 months.

<https://www.npr.org/sections/coronavirus-live-updates/2020/05/14/856454600/trump-names-leaders-of-operation-warp-speed-vaccine-effort>

## MLB Players Will Need to Conduct Blood Tests Before Playing Every Game, Says Blue Jays Medical Advisor

- With some of the 50 states slowly beginning to reopen, however, the MLB has been actively exploring plans to resume training as early as next month and get the regular season underway in July.
- "Before players can return to the playing field, there must be solid protocols and procedures in place," Glenn Copeland, medical advisor for the Toronto Blue Jays and QuestCap tells Newsweek.
- "Those procedures include blood testing, the taking of temperature and symptom checks [have to be] done every day before athletes enter the arenas and playing fields.

<https://www.newsweek.com/mlb-players-blood-tested-coronavirus-season-resume-1504304>

## 2020 LA County Fair Cancelled

- Due to the limitations placed on large public gatherings by state and county public health officials because of the COVID-19 pandemic, the 2020 LA County Fair, slated for Sept. 4-27, is cancelled. For the safety and well-being of our guests, vendors and staff, Fairplex is following the guidelines of public health officials who are not recommending large public gatherings for the remainder of the year.
- This is only the second time in our nearly 100-year history that the Fair has closed for its season. The Fair was closed from 1942 to 1947 during World War II. The Fair did close on Sept. 11, 2001, but reopened the following day.

[https://www.lacountyfair.com/docs/default-source/2020-docs/2020-fair-faqs.pdf?sfvrsn=c7bf555a\\_2](https://www.lacountyfair.com/docs/default-source/2020-docs/2020-fair-faqs.pdf?sfvrsn=c7bf555a_2)

## LA Phil-presented concerts for the 2020 Hollywood Bowl season have been canceled

- The first time in its almost century-long history, the Hollywood Bowl will be silent this summer. In response to the latest guidance of public health officials and in an effort to protect our artists, audiences, staff, and community from the spread of COVID-19, we are cancelling the 2020 season at the Hollywood Bowl. This includes LA Phil-presented concerts scheduled from June 6 through September 26.

<https://www.hollywoodbowl.com/>

<http://view.laphil->

[email.com/?qs=fa47fd4c5f94d73fa85b5301d24bbc83c905eb6d39cf9fb6c05bece9b979025403c5fe77727f11335de72b75645e962f184e715d632095f21cc2bbdb838ea3e6f534dad1e2660690c2d743a1e0566376](mailto:email.com/?qs=fa47fd4c5f94d73fa85b5301d24bbc83c905eb6d39cf9fb6c05bece9b979025403c5fe77727f11335de72b75645e962f184e715d632095f21cc2bbdb838ea3e6f534dad1e2660690c2d743a1e0566376)

## Wisconsin's New Coronavirus Cases Rise as People Flock to Reopened Bars After Court Overturns Stay-at-Home Order

- Wisconsin's coronavirus figures continue to rise with more than 300 newly confirmed cases as citizens return to normality after a stay-at-home order was lifted across the state.

- Its cumulative cases throughout the pandemic rose to 11,275, with 373 of those recorded on Thursday, the third-largest daily peak for the month. The freshly reported cases are of infections that predate the end of Wisconsin's lockdown.
- In a 4-3 decision Wednesday, the court ruled that Democratic Gov. Tony Evers' administration overstepped its authority when the state Department of Health Services extended the order to May 26.  
<https://www.newsweek.com/wisconsin-coronavirus-cases-rise-stay-home-order-lifted-1504274>

### Thunderbirds to fly over Los Angeles saluting frontline workers

- The U.S. Air Force Thunderbirds will fly over Southern California today to honor local frontline workers battling the COVID-19 pandemic.
- A formation of six F-16-C/D Fighting Falcons will conduct the flyovers as a salute to health care workers, first responders, military and other essential personnel while standing in solidarity with all Americans.
- The flight path begins around 1:35 p.m. in the Laguna Beach area in Orange County and makes its way to the southern portion of Los Angeles County. It will then loop around and reach the Corona area around 2 p.m. before heading to the Moreno Valley area in Riverside County around 2:10 p.m. The Thunderbirds will reach the Ventura County area around 3:05 p.m. The flyover will conclude in the Santa Clarita area.

<https://abc7.com/society/watch-today-thunderbirds-to-fly-over-los-angeles-saluting-frontline-workers/6185096/>

### One Good Thing

- Stories about the kindness of strangers and individuals who sacrifice for others during the coronavirus outbreak.

<https://apnews.com/OneGoodThing>

## U.S. Data

### Lab Testing Data

### Viral Testing Data in the U.S.

Other Languages ▾

Print Page

Updated May 14, 2020



<https://www.cdc.gov/coronavirus/2019-ncov/cases-updates/testing-in-us.html>

# Weekly Data

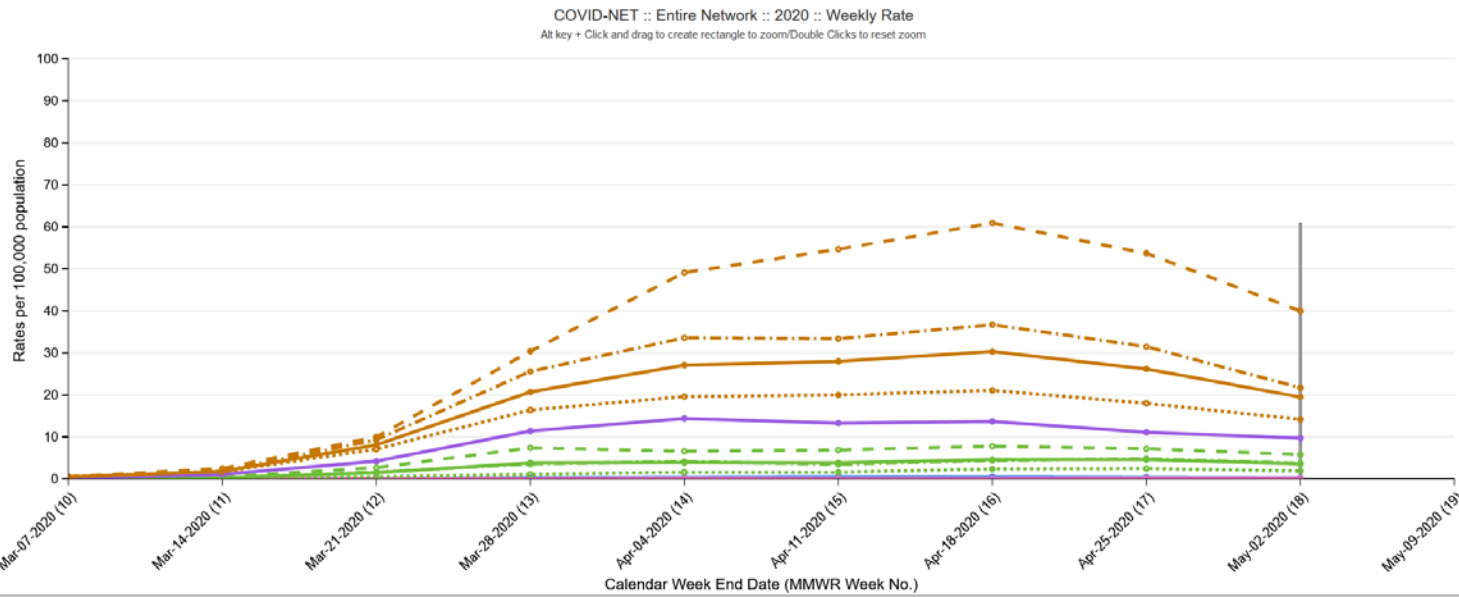
## Laboratory-Confirmed COVID-19-Associated Hospitalizations

Preliminary weekly rates as of May 02, 2020

Additional demographic and clinical data  
[https://gis.cdc.gov/grasp/COVIDNet/COVID19\\_5.html](https://gis.cdc.gov/grasp/COVIDNet/COVID19_5.html)

Display By Select a Surveillance Area

Download Image Download Data Help



**Age Selection**

- Overall
- All Age Groups
  - 0-4 yr
  - 5-17 yr
  - 18-49 yr
  - 18-29 yr
  - 30-39 yr
  - 40-49 yr
  - 50-64 yr
  - 65+ yr
  - 65-74 yr
  - 75-84 yr
  - 85+



[https://gis.cdc.gov/grasp/COVIDNet/COVID19\\_3.html](https://gis.cdc.gov/grasp/COVIDNet/COVID19_3.html)

# Covid-19 Case Cluster (past 48 hours)

## Social Impact COVID-19 Events

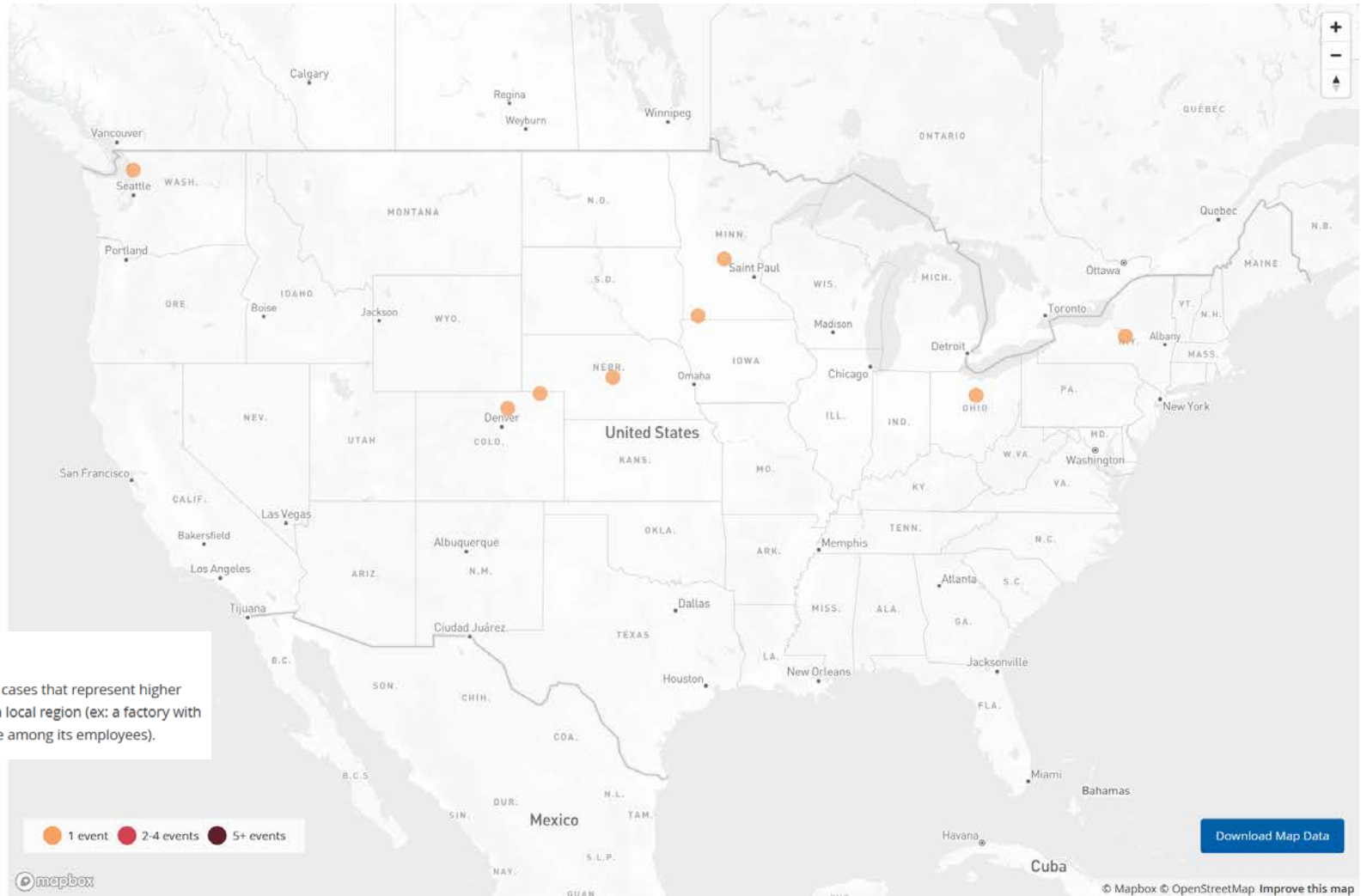
8 EVENTS  
Past 48 hours

Map of news reports related to social impact events resulting from the COVID-19 outbreak in the United States, such as school closures, localized outbreaks, state of emergency declarations, etc.

DATE RANGE  
Past 48 hours

TYPE OF EVENT ?  
COVID-19 Case Clusters

About this Map | Developed by HealthMap



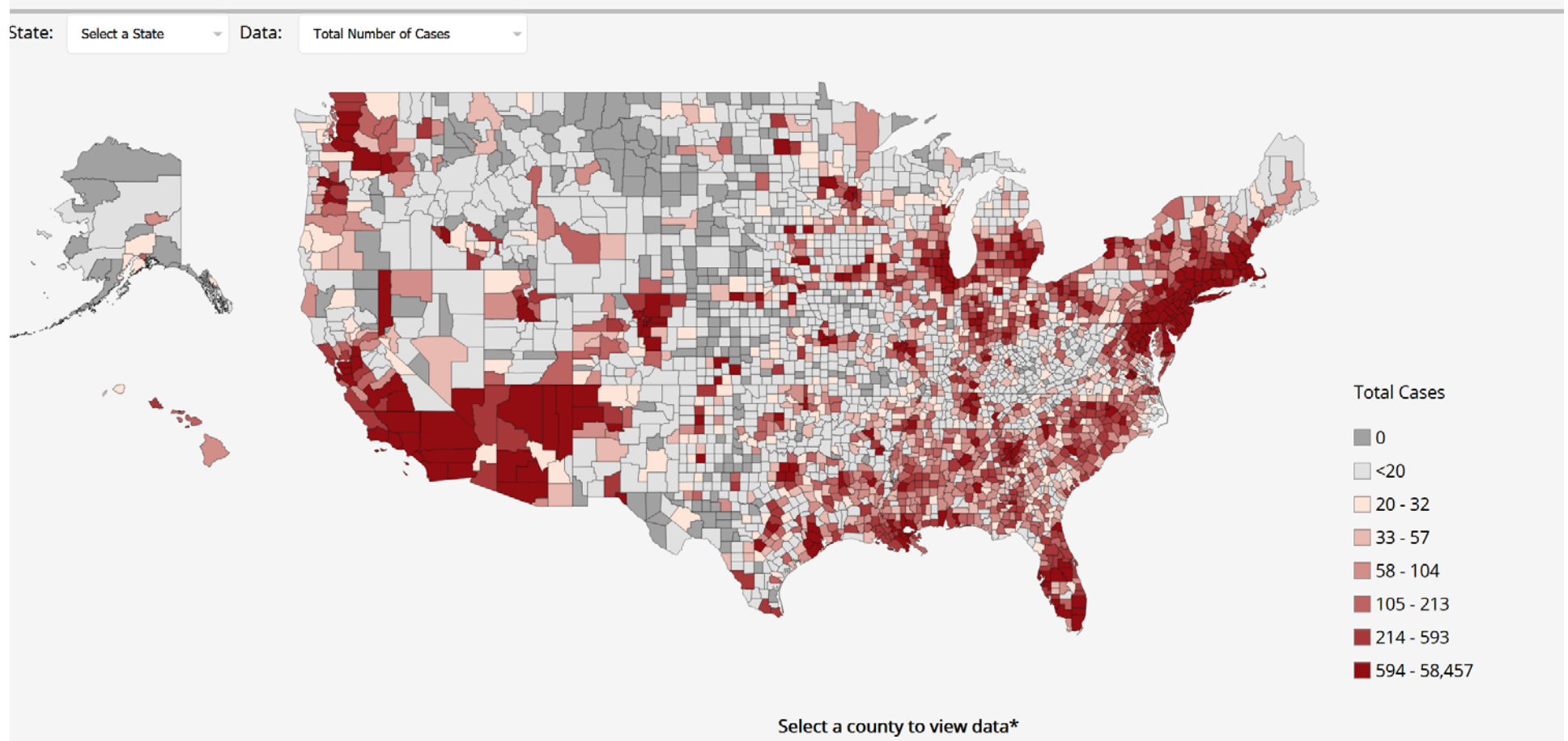
## COVID-19 Case Clusters

The article describes a cluster of COVID-19 cases that represent higher than expected COVID-19 incidence within a local region (ex: a factory with a higher than expected COVID-19 incidence among its employees).

<https://www.cdc.gov/covid-data-tracker/index.html>

## Cases by County

# United States COVID-19 Cases and Deaths by County



<https://www.cdc.gov/covid-data-tracker/index.html>

# Riverside County Data

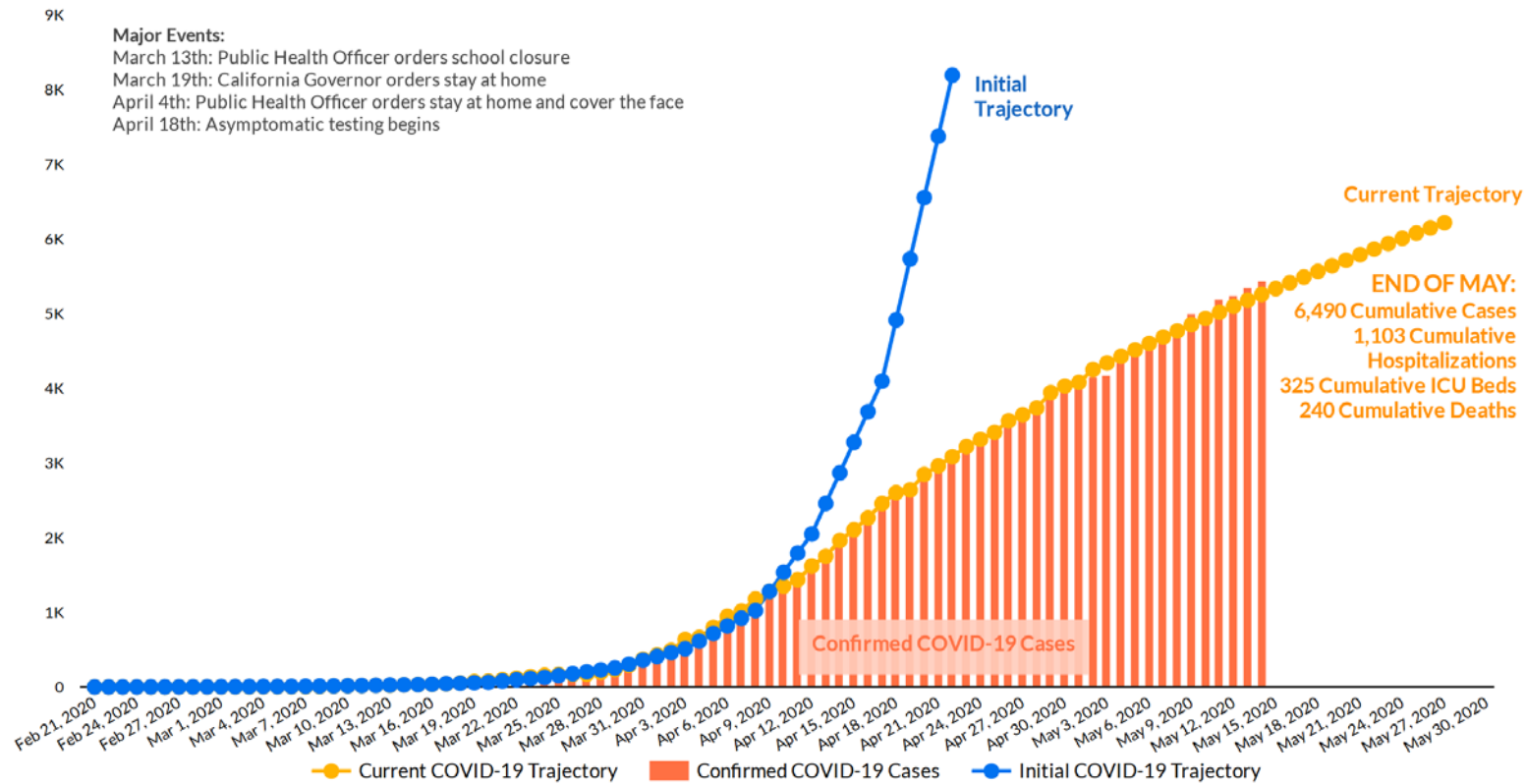
<https://www.rivcoph.org/coronavirus>

[https://www.rivcoph.org/Portals/0/Documents/CoronaVirus/May/Dashboard/Daily\\_COVID-19\\_Updates\\_5.14.20\\_Public.pdf?ver=2020-05-14-152712-707&timestamp=1589495494432](https://www.rivcoph.org/Portals/0/Documents/CoronaVirus/May/Dashboard/Daily_COVID-19_Updates_5.14.20_Public.pdf?ver=2020-05-14-152712-707&timestamp=1589495494432)



## RIVERSIDE COUNTY COVID-19 TRAJECTORY

Feb 21, 2020 - May 14, 2020



**COVID-19 Cases Recent Doubling Time (3-Day Average)**  
**24.0**  
 days

### KEY POINTS

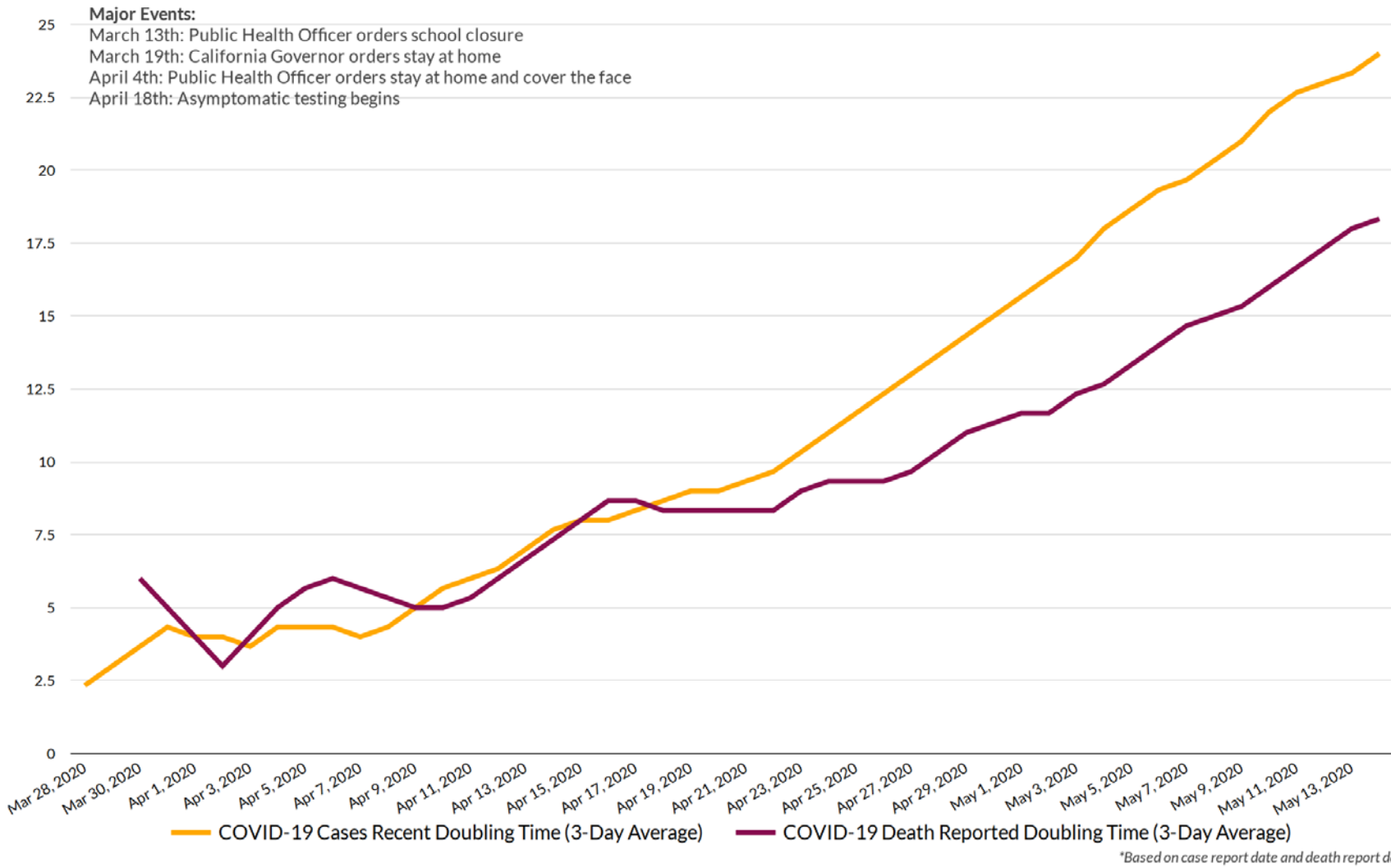
- Trajectory of COVID-19 cases are based on current data and are likely to change as the situation evolves.
- Trajectory is influenced by factors such as collective community behavior (e.g. social distancing, hand washing, face coverings) and testing.
- As we receive results from asymptomatic testing, trajectory may change.





# RIVERSIDE COUNTY COVID-19 DOUBLING TIME CASES & DEATHS

Mar 28, 2020 - May 14, 2020



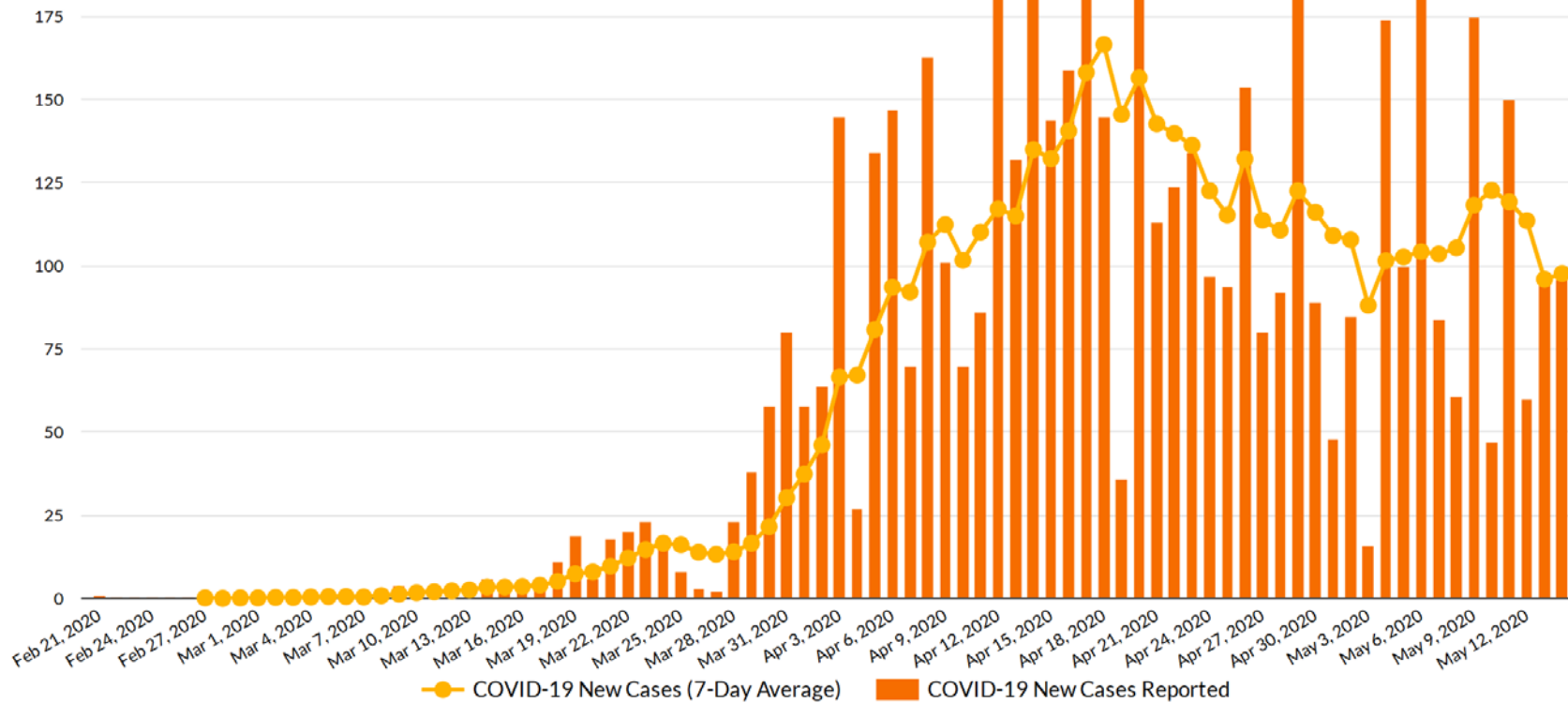


# RIVERSIDE COUNTY DAILY COVID-19 CASES

Feb 21, 2020 - May 14, 2020

**Major Events:**

- 225 March 13th: Public Health Officer orders school closure
- March 19th: California Governor orders stay at home
- April 4th: Public Health Officer orders stay at home and cover the face
- 200 April 18th: Asymptomatic testing begins

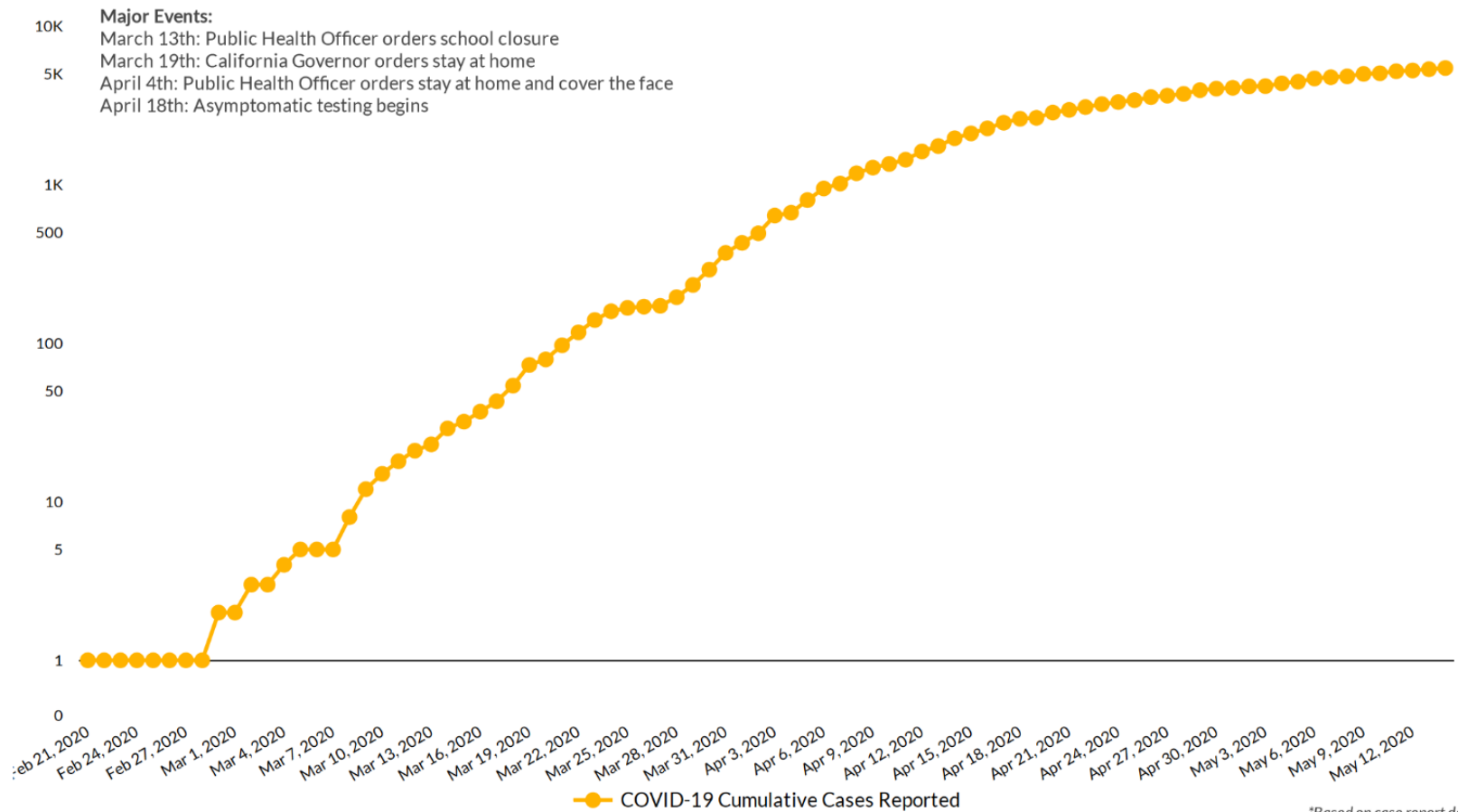


*\*Based on case report date*



# RIVERSIDE COUNTY COVID-19 CASES LOGARITHMIC GRAPH

Feb 21, 2020 - May 14, 2020



\*Based on case report date



# RIVERSIDE COUNTY COVID-19 CASES POSITIVITY RATE

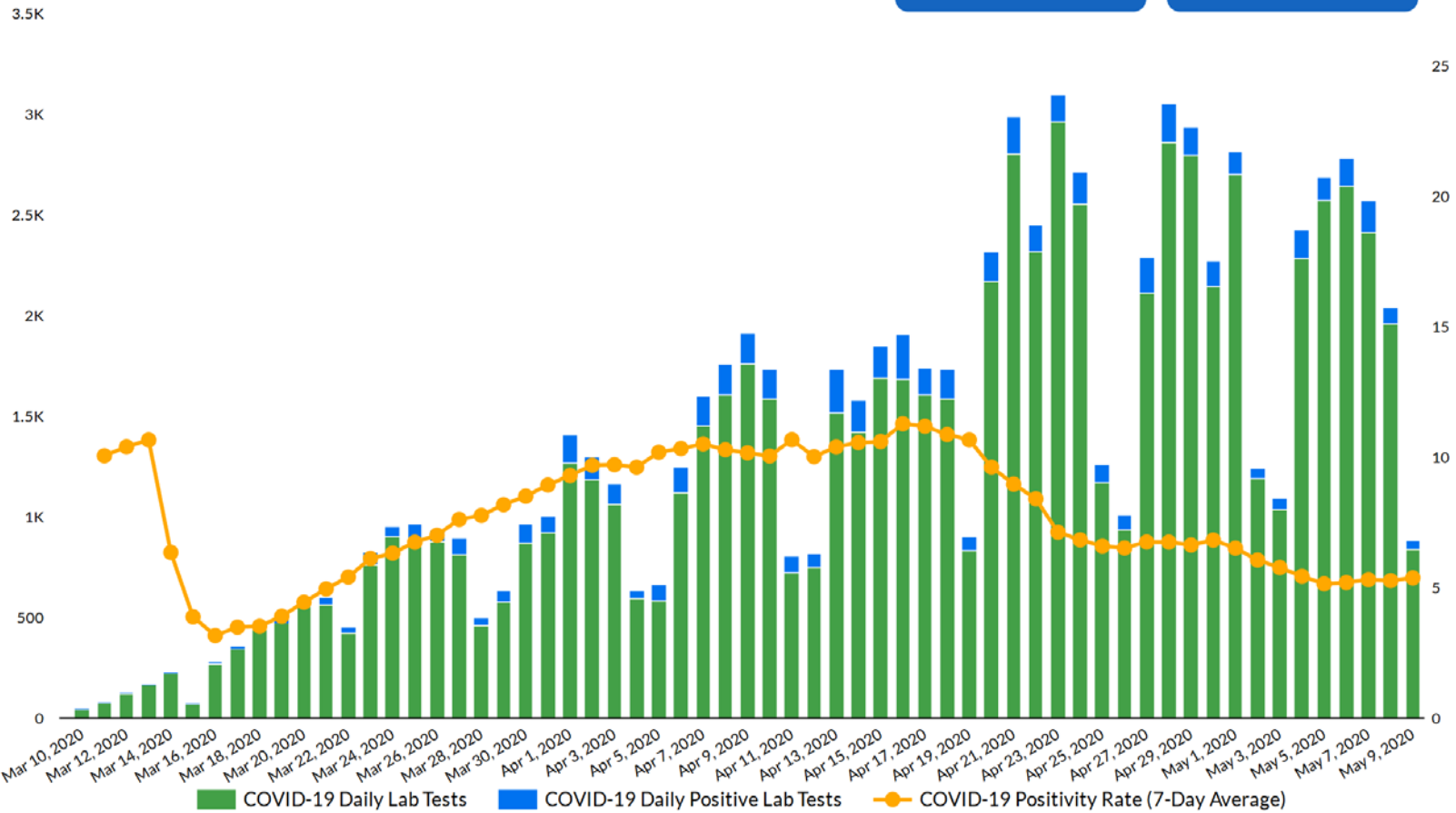
Feb 21, 2020 - May 14, 2020

**Major Events:**

- March 13th: Public Health Officer orders school closure
- March 19th: California Governor orders stay at home
- April 4th: Public Health Officer orders stay at home and cover the face
- April 18th: Asymptomatic testing begins

**POSITIVE\***  
**5,857**

**TESTS RESULTED\***  
**78,939**



\*Based on lab specimen collection date

\*Numbers are based on lab reporting and may slightly differ from confirmed case counts.

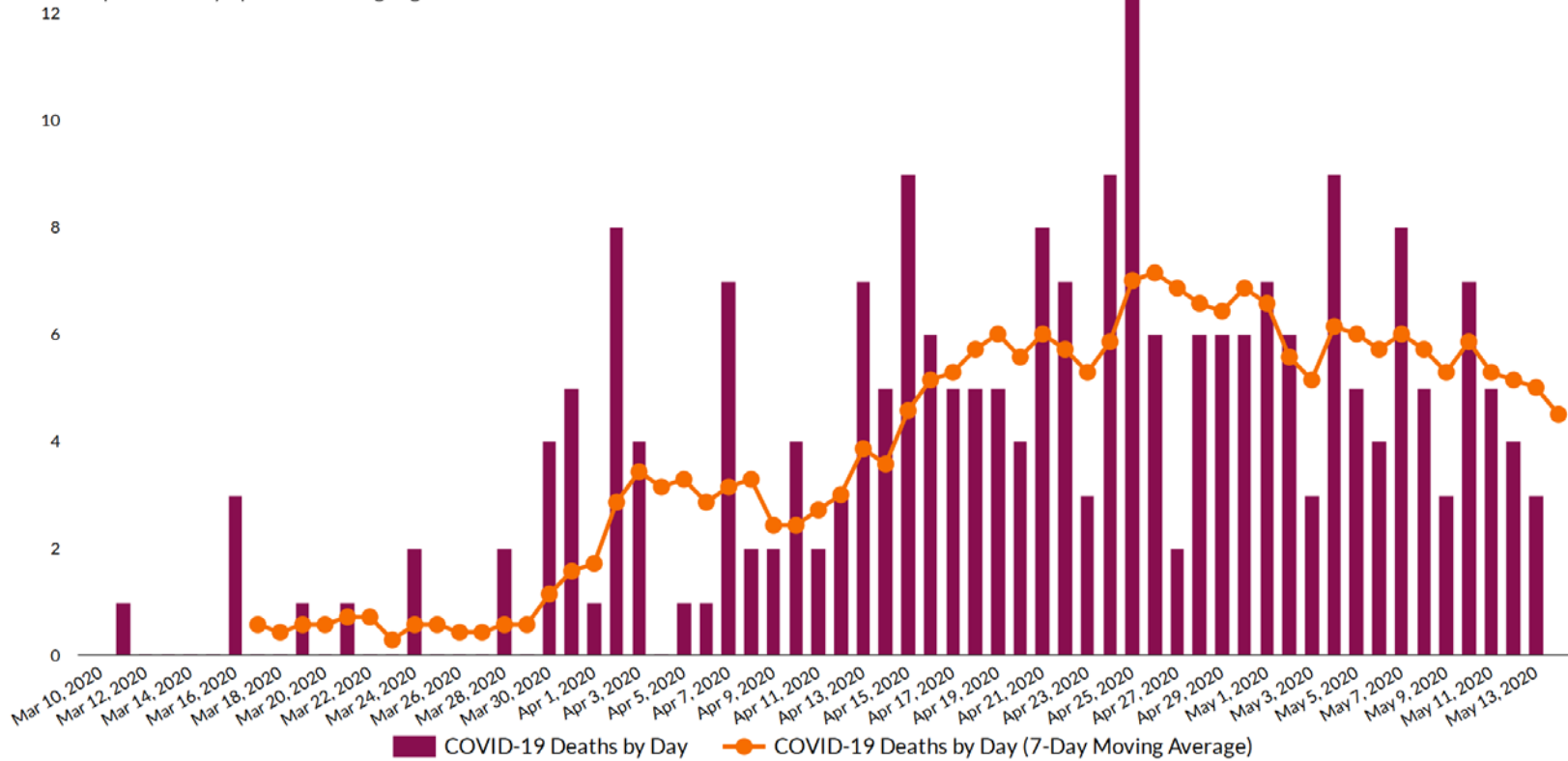


# RIVERSIDE COUNTY COVID-19 CASES

## DATE OF DEATH

Feb 21, 2020 - May 14, 2020

- Major Events:**
- 14 March 13th: Public Health Officer orders school closure
  - March 19th: California Governor orders stay at home
  - April 4th: Public Health Officer orders stay at home and cover the face
  - April 18th: Asymptomatic testing begins



\*Based on day of death

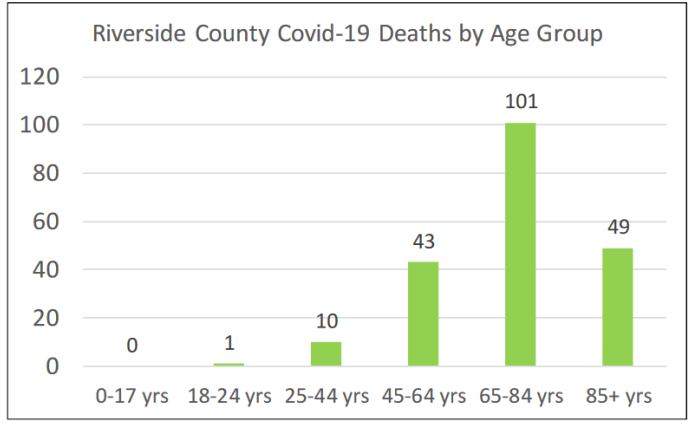
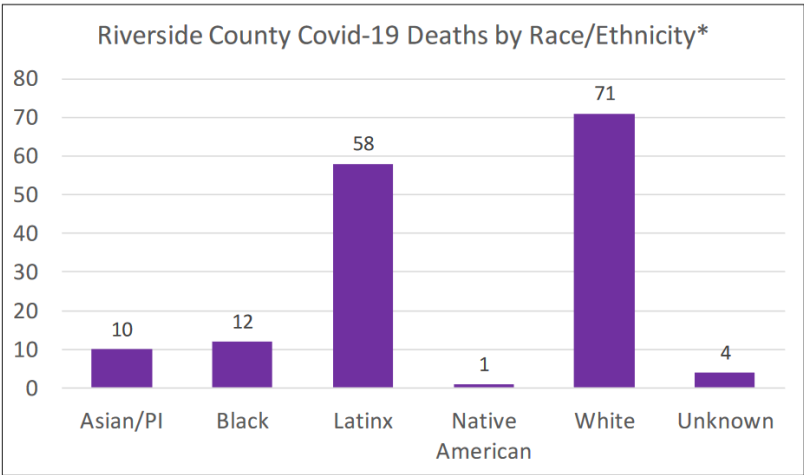


# Epidemiology of COVID-19 Deaths in Riverside County

Data updated once per week on Fridays and is based on disease reporting and death certificate data.

**Total Cases: 4817**  
**Total Deaths: 204**

**Riverside County Covid-19 Deaths by Sex**  
Female: 84  
Male: 120



Risk Factor*	
None (< 65 years)	25
Underlying Condition & < 65 years	10
Age > 65 years, no underlying condition	60
Age > 65 years & Underlying Condition	61

Data Sources: CalRedie Communicable Disease Registry and California Electronic Death Registration System.

Data Updated: 5/8/2020 1pm

\*Race/Ethnicity and underlying condition data available for 156 deaths

Compiled by: Epidemiology and Program Evaluation


<https://www.rivcoph.org/Portals/0/Documents/CoronaVirus/Covid%20Deaths%20for%20Web%20May8.pdf?ver=2020-05-08-142129-000&timestamp=1588973364760>

# Weather


## COVID-19 Weather Support

**Issued:**

1100 am May 14, 2020



NATIONAL  
WEATHER SERVICE  
SAN DIEGO, CA



IMPACT SCALE

●  
None

●  
Minor

●  
Moderate


●  
High

●  
Extreme

Resources

<https://www.weather.gov/spot/>  
<https://inws.ncep.noaa.gov>  
<https://www.wrh.noaa.gov/sgx/event/dss/table.php>

(858) 675 - 8705  
(24/7, Restricted)



Weather.gov/SanDiego

## 7-day forecast for counties in far southwest CA

Period May 14 - May 21 (24-hr)	Orange	SW San Bernardino	All Deserts	Western Riverside	San Diego
Thursday	Mild	Milder	Breezy	Milder	Mild
Friday	Warmer	Warmer	Warmer	Warmer	Warmer
Saturday	Mild	Warm	Warm	Warm	Mild
Sunday	Mild	Warm	Warm	Warm	Mild
Monday	Cooler	Cooler	Cooler Windy	Cooler	Cooler
Tuesday	Cooler	Cooler Shower	Cooler Windy	Cooler Shower	Cooler
Wednesday	Mild	Warmer	Warmer	Warmer	Mild
Thursday	Warmer	Warmer	Warmer	Warmer	Warmer

Forecast Discussion

Marine winds continue today and breezy in the deserts. Much warmer for Friday into the weekend ahead of a storm system moving into northern California. Temperatures **warm to 5 to 10 degrees above average for most areas** and the marine layer mixed out. An unseasonably strong Pacific system is expected early next week for cooler conditions, wind and a chance of showers. The **wind will be strongest in the deserts and mountain slopes** on Monday and Tuesday. Following this system a dry warming trend will develop.