



# Daily Situation Summary

## Monday, May 11, 2020

### As of 2:30 PM

## COVID-19 by the Numbers

**05/11/2020**

	Riverside	Imperial	Kern	Los Angeles	Orange	San Bernardino	San Diego	San Luis Obispo	Sana Barbra	Ventura	California	United States	Global
Total Cases	4,951	509	1,300	31,711	3,627	2,910	4,928	218	1,323	690	67,939	1,300,696	4,013,728
Total Deaths	215	12	16	1,530	76	121	194	1	11	19	2,770	78,771	278,993
Currently in Hospitals	199	63	37	1,731	230	144	334	3	26	28	3,248		
Currently in ICU	73	17	27	498	81	53	134	2	11	12	1,093		
Case Fatality Rate	4.3%	2.4%	1.2%	4.8%	2.1%	4.2%	3.9%	0.5%	0.8%	2.8%	4.1%	6.1%	7.0%

Sources: CDPH, WHO, CDC

The date for which case statistics and hospital data were reported. Hospital COVID data are self-reported through a portal managed by the California Hospital Association and pulled at 2pm. COVID case statistics are reported by local health departments to CalREDIE and are pulled at 2pm. Hospital data and case statistics are integrated by the California Department of Technology and made available through the Open Data Portal the following morning.

**05/11/2020**

	Riverside	Imperial	Kern	Los Angeles	Orange	San Bernardino	San Diego	San Luis Obispo	Sana Barbra	Ventura	California	United States	Global
Total Cases	5,039	512	1,254	31,703	3,502	2,964	4,926	220	1,308	666	67,936	1,300,696	4,013,728
New Cases	47	0	26	462	122	62	150	6	58	1	1,163	26,660	63,139
Total Deaths	205	12	15	1,531	76	114	175	1	11	20	2,718	78,771	278,993
New Deaths	1	0	0	16	2	0	0	0	0	0	25	1,738	8,527
Currently in Hospitals	199	63	37	1,731	230	144	334	3	26	28	3,248		
Currently in ICU	73	17	27	498	81	53	134	2	11	12	1,093		
Case Fatality Rate	4.1%	2.3%	1.2%	4.8%	2.2%	3.8%	3.6%	0.5%	0.8%	3.0%	4.0%	6.1%	7.0%

Sources: LA Times, CDPH, WHO, CDC

The date for which case statistics and hospital data were reported. Hospital COVID data are self-reported through a portal managed by the California Hospital Association and pulled at 2pm. COVID case statistics are reported by local health departments to CalREDIE and are pulled at 2pm. Hospital data and case statistics are integrated by the California Department of Technology and made available through the Open Data Portal the following morning.

Question: Is there a reporting format you prefer of the two above? Reporting between sources will have data variances based on reporting time.

## News

More detail on page 2

## Today's Updates from FEMA and the CDC

More detail on page 3

## Riverside County

More detail on page 5

## Information and Links

More detail on page 7

## Weather

More detail on page 8

**\*\*Extraordinary Assumptions: There are a lot of different data sources in this report not all of them match but aid to provide an overall picture of the current situation. COVID-19 Data Source Comparison - [https://covid-19.splunkforgood.com/covid\\_19\\_datasource\\_comparison](https://covid-19.splunkforgood.com/covid_19_datasource_comparison)**

## News

### **Coordinated strategy to accelerate multiple COVID-19 vaccine candidates is key, NIH experts say**

- As the COVID-19 pandemic continues, government, industry and academia have introduced a variety of vaccine candidates. The authors note that more than one effective vaccine approach likely will be required to successfully protect the global community from SARS-CoV-2, the virus that causes COVID-19. They describe a strategic approach to research and development that would generate essential data for multiple vaccine candidates in parallel.
- National Institutes of Health Director Francis S. Collins, M.D., Ph.D., National Institute of Allergy and Infectious Diseases (NIAID) Director Anthony S. Fauci, M.D., Lawrence Corey, M.D., professor in the Vaccine and Infectious Disease Division at the Fred Hutchinson Cancer Research Center in Seattle, and John R. Mascola, M.D., director of NIAID's Vaccine Research Center are the co-authors of the commentary.

<https://www.nih.gov/news-events/news-releases/coordinated-strategy-accelerate-multiple-covid-19-vaccine-candidates-key-nih-experts-say>

### **One Good Thing**

- Stories about the kindness of strangers and individuals who sacrifice for others during the coronavirus outbreak.

<https://apnews.com/OneGoodThing>

## FEMA and CDC Call Updates

### FEMA

- As of May 10, FEMA, HHS, and the private sector combined have coordinated the delivery of or are currently shipping: 90.4 million N95 respirators, 126.6 million surgical masks, 9.1 million face shields, 21.2 million surgical gowns, 993.4 million gloves, 10,693 ventilators and 8,450 federal medical station beds.
- As of May 10, CDC, state, and local public health labs and other laboratories have tested more than 8.6 million samples.
- On May 9, President Trump announced that the federal government will spend \$3 billion to buy dairy, meat, and produce from U.S. farmers, ranchers, and specialty growers; the goods will be provided to support food lines and kitchens and the Farmers to Families Food Box Program.
  - On May 9, the FDA issued the first emergency use authorization for a COVID-19 antigen test, a new category of tests designed for rapid detection of the virus that causes COVID-19.
  - Antigen tests can play a critical role in the fight against COVID-19 due to their ability to be produced at a lower cost than other tests. Antigen tests can also potentially scale to test millions of Americans a day due to their simpler design.
  - On May 9, HHS announced the allocation plan for the drug remdesivir. The Assistant Secretary for Preparedness and Response (ASPR) expects supplies of the drug to be delivered to all 50 states, five territories, the Veterans Health Administration and the Indian Health Service by the end of the week.  
<https://www.hhs.gov/about/news/2020/05/09/hhs-ships-first-doses-of-donated-remdesivir-for-hospitalized-patients-with-covid-19.html>

### Business and Industry

#### • Safety and Security

- 3.2 million new jobless claims were filed for the week ending May 25th. 33 million Americans have applied for unemployment in 7 weeks or approximately 16% of working age adults.
- The unemployment rate is currently 14.7% and could exceed 32.1% in the second quarter.
- GDP for Q1 dropped 4.8% and by the end of Q2 is estimated to drop by more than a total of 31.3%.
- The PMI contracted 7.6% from March to April, falling to 41.5%, the greatest decline in growth since 2009. Of the 18 sectors covered, chemical products, transportation equipment, metal products, and petroleum and coal products were among the worst-performing sectors.
- Industry expects 70-75% of consumer gas demand to return in the next 6 months, 15-20% taking 6-12 months, and 5-15% of demand returning after 12 months.

#### • Food Water Shelter

- National pork processing capacity is still down by 32% which adds approximately 160K animals to the overstock amount each day. Slaughter numbers were down by 750K animals for the week ending May 9 (1.7M head) as compared to a year ago (2.3M head) and to the week April 3-9 (2.5M head). Processing capacity is approximately 510K hogs/day.
- Overstock Estimates: Total hog overstock of above market weight hogs are about 2.6M, projected to peak at about 11 million hogs in late October. Cattle overstock estimates are 940K

- Food banks are drawing upon inventories to make up for greater demand, higher wholesale prices, and less donations. Food bank reserves have been reduced nationally by 25% and operating costs have increased.
- **Health and Medical**
  - Industry still reports issues with procurement of PPE due to limited supply and virtually unlimited demand for PPE related to Covid-19 mitigation.
  - Shortages of PPE are particularly prevalent for gowns.
- **Transportation**
  - Over 88K truck drivers lost their jobs in April wiping out all trucking employment gains during the past 5 ½ years. The category of Transportation and Warehousing lost 585K jobs during April, dropping to just over 5 million employed. Major auto manufacturers set a soft reopening date for May 18th. While the auto industry does not account for a large percentage of domestic freight, analysts believe that they are well-positioned to create a blueprint for a wider reopening of manufacturing and general industry. Carrier contract trucking rates are still low leaving small carriers struggling to remain solvent as competition for profitable tenders is strong.
  - **Ground:** Outbound tender volumes continue to climb. The rate of acceleration has decreased this week compared to last, only up 2.0% week-over-week. National volumes have now regained 10% off the bottom on April 6th and are 7% lower year-over-year. Nine of the 15 major freight markets were tracking positive on a week-over-week basis.
  - **Ground:** Competition between carriers is high as signified by high tender volumes, low spot market rates, low outbound tender rejections and loose capacity. It is likely that segments of the carrier market are accepting freight at the edge of profitability to remain in operation.
  - **Rail:** Intermodal volumes have dropped 17% since April, forcing rail carriers to cut capacity. This drop in capacity is largely a result of reduced maritime imports. This will lead to fewer intermodal containers available in the system.
  - **Maritime:** May and June are still forecasted to see flat or declining import volumes by as much as 15-25% nationally.

## CDC

### CDC Recording of the Call with Grant Baldwin, PhD, MPH – Transcript Attached in Email

[https://www.cdc.gov/coronavirus/2019-ncov/community/organizations/businesses-employers.html?deliveryName=USCDC\\_1191-DM27716](https://www.cdc.gov/coronavirus/2019-ncov/community/organizations/businesses-employers.html?deliveryName=USCDC_1191-DM27716)

- The CDC, continues to work closely with the White House coronavirus task force and other federal partners to help slow the spread of COVID-19 and to ensure that communities remain safe, healthy and resilient.
- CDC is working with key partners to post guidance and decision tools soon to assist state and local partners and other stakeholders in making decisions about reopening, including reopening businesses and... adjusted mitigation strategies accordingly.  
In total 4,474 CDC staff members have participated in the COVID-19 emergency response.
- We continue to see outbreaks in high-risk settings across the country, high-risk settings include long-term care facilities, prisons and jails, the food industry, and among homeless populations.
  - 7,609 long-term care facilities with the US, with a confirmed 48,136 COVID-19 cases from 45 states and territories.

- 605 correctional facilities have had at least one confirmed case among staff and inmates
- 7 ongoing outbreaks of COVID-19 among homeless shelters
- At least 14 ongoing outbreaks of COVID-19 among meat packaging facilities.
- The task force has three focused goals:
  - Further develop guidance and practical tools for adjusted community mitigation activities by sector and setting.
  - Strengthen TA and outreach efforts to states and communities directly, as well as through key partner organizations to optimize community mitigation efforts, including special attention to vulnerable populations and at-risk settings
  - Monitor and to evaluate the implementation and outcomes of community mitigation plans and to actively assess and address challenges identified to support long-term recovery Over the last few months, we developed a suite of guidelines
- Interim Guidance for Businesses and Employers Responding to Coronavirus Disease 2019 (COVID-19), May 2020  
<https://www.cdc.gov/coronavirus/2019-ncov/community/guidance-business-response.html>
- OSHA guidance on preparing workplaces for COVID-19  
<https://www.osha.gov/Publications/OSHA3990.pdf>
- Guidance for Reopening Buildings After Prolonged Shutdown or Reduced Operation  
<https://www.cdc.gov/coronavirus/2019-ncov/php/building-water-system.html>
- Reopening Guidance for Cleaning and Disinfecting Public Spaces, Workplaces, Businesses, Schools, and Homes  
<https://www.cdc.gov/coronavirus/2019-ncov/community/reopen-guidance.html>
- Interim Guidance: Get Your Mass Gatherings or Large Community Events Ready for Coronavirus Disease 2019 (COVID-19)  
<https://www.cdc.gov/coronavirus/2019-ncov/community/large-events/mass-gatherings-ready-for-covid-19.html>  
[https://www.cdc.gov/coronavirus/2019-ncov/downloads/Mass-Gatherings-Documents\\_FINAL.pdf](https://www.cdc.gov/coronavirus/2019-ncov/downloads/Mass-Gatherings-Documents_FINAL.pdf)

## Riverside County

- **County reverts to state orders**
  - The Riverside County Board of Supervisors voted 5-0 tonight at a special board meeting to direct the rescission of most local health orders to align with the governor's statewide stay at home order.  
[https://www.rivcoph.org/Portals/0/Documents/CoronaVirus/May/News/May\\_8\\_news.pdf?ver=2020-05-09-073616-897&timestamp=1589035018474](https://www.rivcoph.org/Portals/0/Documents/CoronaVirus/May/News/May_8_news.pdf?ver=2020-05-09-073616-897&timestamp=1589035018474)  
  
<https://www.rivcoph.org/Portals/0/Documents/CoronaVirus/May/PHOrders/Health%20Officer%20rescission%20of%20orders%20EFFECTIVE%20MAY%209.pdf?ver=2020-05-09-183841-523&timestamp=1589074730593>
- **Riverside County Curb-side retail starts**
  - Some retail businesses in Riverside County will be allowed by the State of California to have curb-side pickup starting Friday. Florist and toy shops, department stores and other small business retailers will be able to provide services, but

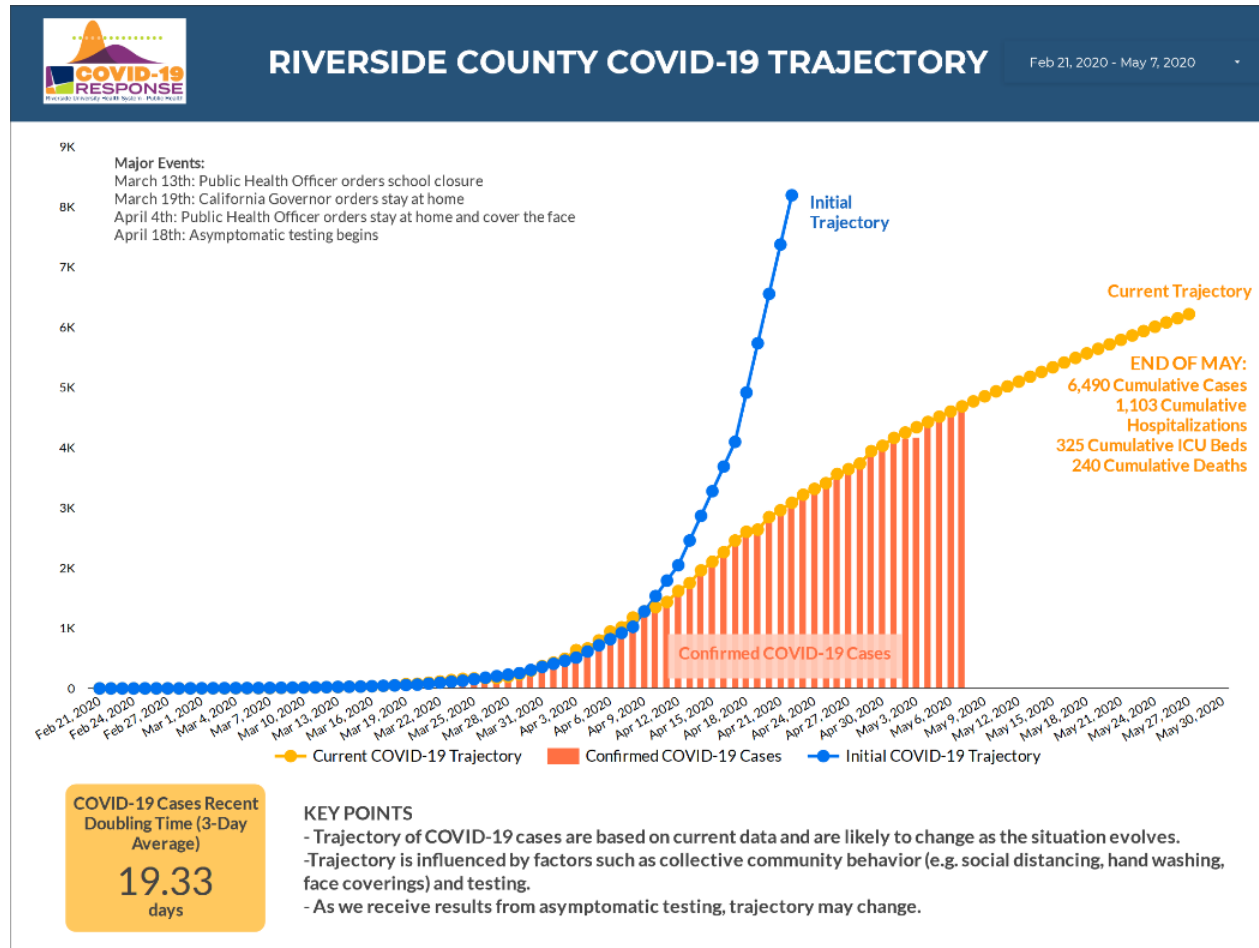
they will be limited to curb-side delivery and pickup only. This includes bookstores, jewelry stores, clothing stores, shoe stores, home and furnishing stores, sporting goods stores, antique stores and music stores.

[https://www.rivcoph.org/Portals/0/Documents/CoronaVirus/May/News/5.7.20\\_biz\\_opening\\_news\\_release.pdf?ver=2020-05-08-091415-380&timestamp=1588954458521](https://www.rivcoph.org/Portals/0/Documents/CoronaVirus/May/News/5.7.20_biz_opening_news_release.pdf?ver=2020-05-08-091415-380&timestamp=1588954458521)

- **Amended Public Health Order Closing all K-12, Private and Charter Schools**

<https://www.rivcoph.org/Portals/0/Documents/CoronaVirus/May/PHOrders/Health%20Officer%20order%20-%20schools%20AMENDED%20EFFECTIVE%20MAY%209.pdf?ver=2020-05-09-183814-273&timestamp=1589074699920>

- **New Case Doubling Time Estimate**



## Information and Links

- **Several utility companies will not disrupt services or suspend disconnections**  
(Verizon) (SoCal Gas) (SoCal Edison) (T-Mobile) (Spectrum)
- **State of California: Stay home except for essential needs - Frequently asked questions**  
<https://covid19.ca.gov/stay-home-except-for-essential-needs/#top>
- **Fraud Alerts**  
Attached in Email




# Weather

**COVID-19  
Weather  
Support**

**Issued:**

**1100 am May 10, 2020**



**NATIONAL  
WEATHER SERVICE  
SAN DIEGO, CA**

**IMPACT SCALE**

●  
None

●  
Minor


●  
Moderate

●  
High

●  
Extreme

**Resources**

<https://www.weather.gov/spol/>  
<https://inws.ncep.noaa.gov>  
<https://www.wrh.noaa.gov/spx/event/dss-table.php>

**(858) 675 - 8705**  
(24/7, Restricted) 

**Weather.gov/SanDiego**

**7-day forecast for counties in far southwest CA**

Period May 10 - May 17 (24-hr)	Orange	SW San Bernardino	All Deserts	Western Riverside	San Diego
Sunday	Patchy Drizzle	Warm	Very Warm Windy	Warm	Patchy Drizzle
Monday	Patchy Drizzle	Cooler	Cooler Windy	Cooler	Patchy Drizzle
Tuesday	Patchy Drizzle	NONE	Cooler Windy	NONE	Patchy Drizzle
Wednesday	Light AM Showers	Light AM Showers	Windy	Light AM Showers	Light AM Showers
Thursday	NONE	NONE	Breezy	NONE	NONE
Friday	NONE	NONE	NONE	NONE	NONE
Saturday	Warmer	Warmer	Warmer	Warmer	Warmer
Sunday	Warm	Warm	Warm	Warm	Warm

**Forecast Discussion**

We can expect cooling to continue west of the mountains through the middle of the week. Temperatures will be **above normal** for inland areas today. More **significant cooling and windy for deserts** early to mid week. The marine layer will continue to deepen into the week with more clouds west of the mountains and temps becoming **below average** Tuesday and Wednesday except coast. Temperatures will start to warm back up next weekend as a weak ridging pattern develops over SoCal.