



Daily Situation Summary Tuesday, May 5, 2020 As of 10:00 AM

Always check with trusted sources for the latest accurate information about novel coronavirus.

- **World Health Organization**
<https://www.who.int/>
- **Centers for Disease Control and Prevention**
<https://www.cdc.gov/>
- **Food and Drug Administration**
<https://www.fda.gov/emergency-preparedness-and-response/counterterrorism-and-emerging-threats/coronavirus-disease-2019-covid-19>
- **California Department of Public Health**
<https://www.cdph.ca.gov/>
- **County Department/Public Health**
<https://www.rivcoph.org/>
- **Residents in most counties can call 2-1-1**

This can't be real? Fact-checking resources.

- Boom - <https://www.boomlive.in/>
- Snopes - <https://www.snopes.com/>
- FEMA - <https://www.fema.gov/coronavirus-rumor-control>
- WHO - <https://www.who.int/about/communications/cyber-security>

Need PPE? - I have not vetted these sources

- 1Point3Acres - <https://coronavirus.1point3acres.com/ppe>
- Biotechnology Innovation Organization (BIO).
The BIO Coronavirus Hub – https://hub.bio.org/landing-page/community-home?mkt_tok=eyJpIjoiWW1FeFpqYzJPRFJrWWpKaSIsInQiOiJaS1ZpSWE2czZpdFwvUEtKbCsxUFZDK29MdzA2K3FMNTEyRDlocjJyMDJDN2FoRzR3RHYxU1o3QTY2QWczdmdvbWpCRHZzUTI EQ3ZUWklyZXFPmzdxQ0NFWU5EeFFjU0ZqWXBwT1wvQlZZVk5lVTZPMldcL3NlJTJRXC96M042YWtOclAifQ%3D%3D
- FEMA PPE exchange- Operates like any other Adobe connect page
No log-in required-- <https://fema.connectsolutions.com/ppeexchange>
- WHO COVID-19 Supply Portal - <https://covid-19-response.org/>

Quick Reference Sheet

News

More detail on page 3

Global Update:

Total cases: 3,489,053 (86,030 new)

Total deaths: 241,559 (1,010 new)

More detail on page 5

National Update:

Total cases: 1,152,372 (29,763 new)

Total deaths: 67,456 (1,719 new)

More detail on page 6

State California Update:

Total cases: 54,937

Total deaths: 2,254

More detail on page 7

Riverside County:

Total cases: 4,354

Total deaths: 181

More detail on page 7

Information

More detail on page 9

Weather

More detail on page 9

****Extraordinary Assumptions: There are a lot of different data sources in this report not all of them match but aid to provide an overall picture of the current situation**
COVID-19 Data Source Comparison - https://covid-19.splunkforgood.com/covid_19_datasource_comparison

News

Happy Teacher Appreciation Week!

French president warns summer vacation plans should remain on hold

- We haven't won the battle against the virus," he said. "It has slowed down. We are entering a new phase. It is too early to talk about vacations."

https://www.cnn.com/world/live-news/coronavirus-pandemic-05-05-20-intl/h_bcd8ad0a782476c1b067f656cf9e833d

COVID-19 Expert Reality Check

- Lost in the shuffle are the important public health insights about how viruses work and humans respond. To help improve understanding of an emerging outbreak's complex dynamics, GHN has reached out to some of the world's most respected global health experts for their quick "reality checks" on key issues related to the outbreak.

<https://www.globalhealthnow.org/2020-02/coronavirus-expert-reality-check>

Key coronavirus model will revise projections to nearly 135,000 US deaths, nearly double its last estimate

- An influential coronavirus model often cited by the White House said in a press release that it plans to revise its projections to nearly 135,000 Covid-19 deaths in the United States, an increase that one of its researchers tied to relaxed social distancing and increased mobility.
- "We are seeing, of course, a rise in projected deaths for several reasons," he told CNN's John King on Inside Politics. "One of them is increased mobility before the relaxation, premature relaxation of social distancing, we're adding more presumptive deaths as well, and we're seeing a lot of outbreaks in the Midwest, for example."
- Document obtained by The New York Times (PDF attached in email)

<https://www.cnn.com/2020/05/04/health/us-coronavirus-monday/index.html>

https://www.cnn.com/us/live-news/us-coronavirus-update-05-04-20/h_18a3fa30e62fa417f6402308aaf3c55b

FDA confirms it authorized new Roche antibody test

- The US Food and Drug Administration confirmed on Monday it had given emergency use authorization to a new Roche antibody test that the company says is more accurate.
- Public health experts have complained that most of the antibody tests now on the market are inaccurate. Even a test that claims to have 95% accuracy can miss up to half of cases if the virus is not very common in the population being tested.
- Roche said its test catches 99.8% of people who have been infected and identifies 100% of those who have not – a sensitivity of 99.8% and a specificity of 100%.

https://www.cnn.com/us/live-news/us-coronavirus-update-05-04-20/h_a78b9584996f9f25ab3a812ec2adca06

Study to determine incidence of novel coronavirus infection in U.S. children begins

- The study, called Human Epidemiology and Response to SARS-CoV-2 (HEROS), also will help determine what percentage of children infected with SARS-CoV-2, the virus that causes COVID-19, develop symptoms of the disease. In addition, the HEROS study will examine whether rates of SARS-CoV-2 infection differ between children who have asthma or other allergic conditions and children who do not. The National Institute of Allergy and Infectious Diseases (NIAID), part of the National Institutes of Health, is sponsoring and funding the HEROS study.
- Genomic sequence data can give unprecedented insight into the biology of SARS-CoV-2, the virus that causes COVID-19, and help define the changing landscape of the pandemic. By sequencing viruses from across the United States, CDC and other public

health authorities can monitor important changes in the virus and use this information to guide contact tracing, public health mitigation efforts, and infection control strategies.

- This national network of sequencing laboratories will speed the release of SARS-CoV-2 sequence data into the public domain.

<https://www.nih.gov/news-events/news-releases/study-determine-incidence-novel-coronavirus-infection-us-children-begins>

DC mayor reiterates that "virus has not left the District" after crowds flock to National Mall

- Washington, DC, Mayor Muriel Bowser reacted to the large crowds that gathered on the National Mall Saturday to watch the Thunderbirds and Blue Angels flyover.

https://www.cnn.com/us/live-news/us-coronavirus-update-05-04-20/h_6073e34c1e17796ffde185a140a82ef9

Texas Officials brace for dramatic upturn in COVID-19 cases

- A week ago, Texas had 48 cases of the new coronavirus reported in 14 counties. On Friday, there were nearly 200 cases in 34 counties, according to the Texas Department of State Health Services.

- And that number is low. The department's data tends to lag behind that of Johns Hopkins University, which is tracking cases of COVID-19, the disease caused by the virus, in real time. The university's data showed 343 cases in Texas on Friday.

<https://www.statesman.com/news/20200320/officials-brace-for-dramatic-upturn-in-covid-19-cases>

California to begin reopening at end of this week, Newsom says

- Parts of California's economy, including some retail and hospitality businesses, may reopen for limited operations starting later this week as the state moves to the next stage of managing the coronavirus pandemic, Gov. Gavin Newsom said Monday.
- Lower-risk businesses within the retail and hospitality sectors — such as clothing, florists, bookstores and sporting good stores — may reopen for curbside pickup as early as the end of this week, Newsom said. Restaurants for dine-in service, shopping malls and offices will remain closed.

<https://www.pe.com/2020/05/04/california-to-begin-reopening-at-end-of-this-week-newsom-says/>

Riverside City Council urges county to delay lifting coronavirus health orders

- On the eve of Riverside County leaders' vote on rescinding coronavirus-related health orders, the Riverside City Council voted 5-2 Monday, May 4, to send a letter urging county supervisors to postpone a decision until at least the end of this week and not to lift an order requiring face coverings in public.

<https://www.pe.com/2020/05/04/riverside-city-council-urges-county-to-delay-lifting-coronavirus-health-orders/>

Global Update:

Total cases:

3,489,053 (86,030 new)

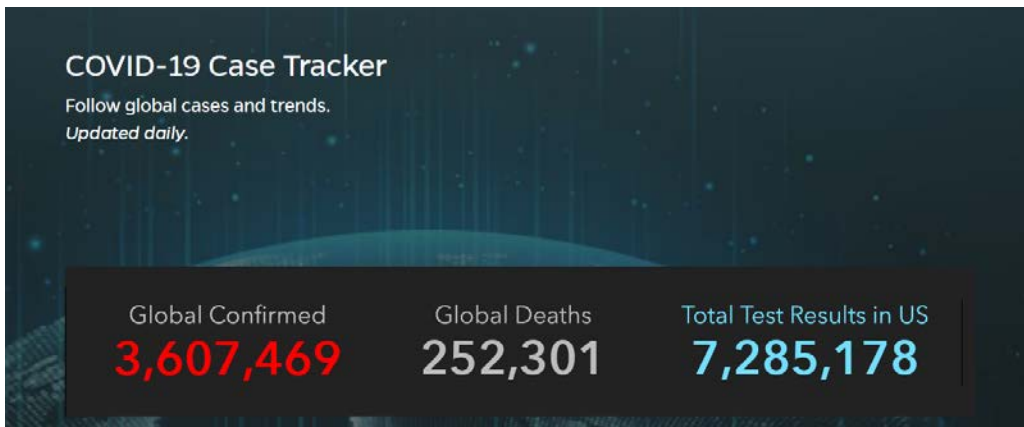
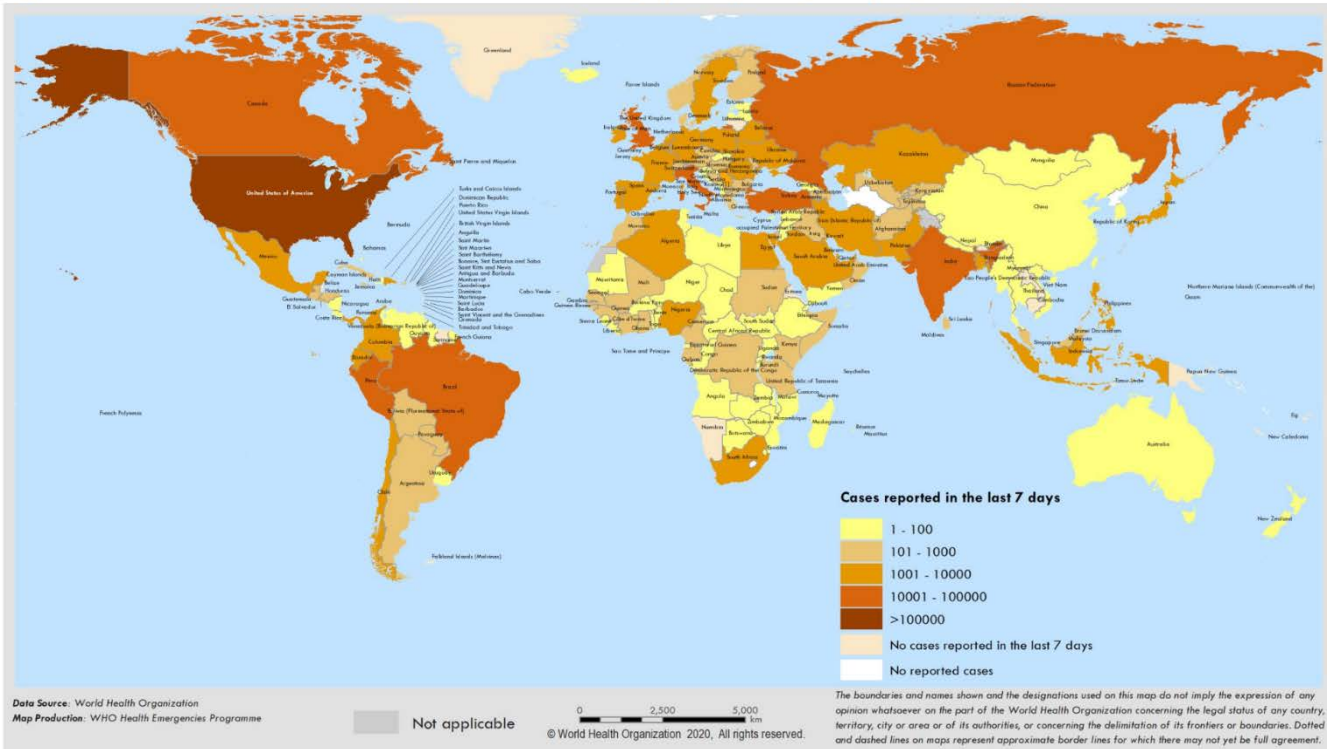
Total deaths:

241,559 (1,010 new)

<https://covid19.who.int/>

Surveillance

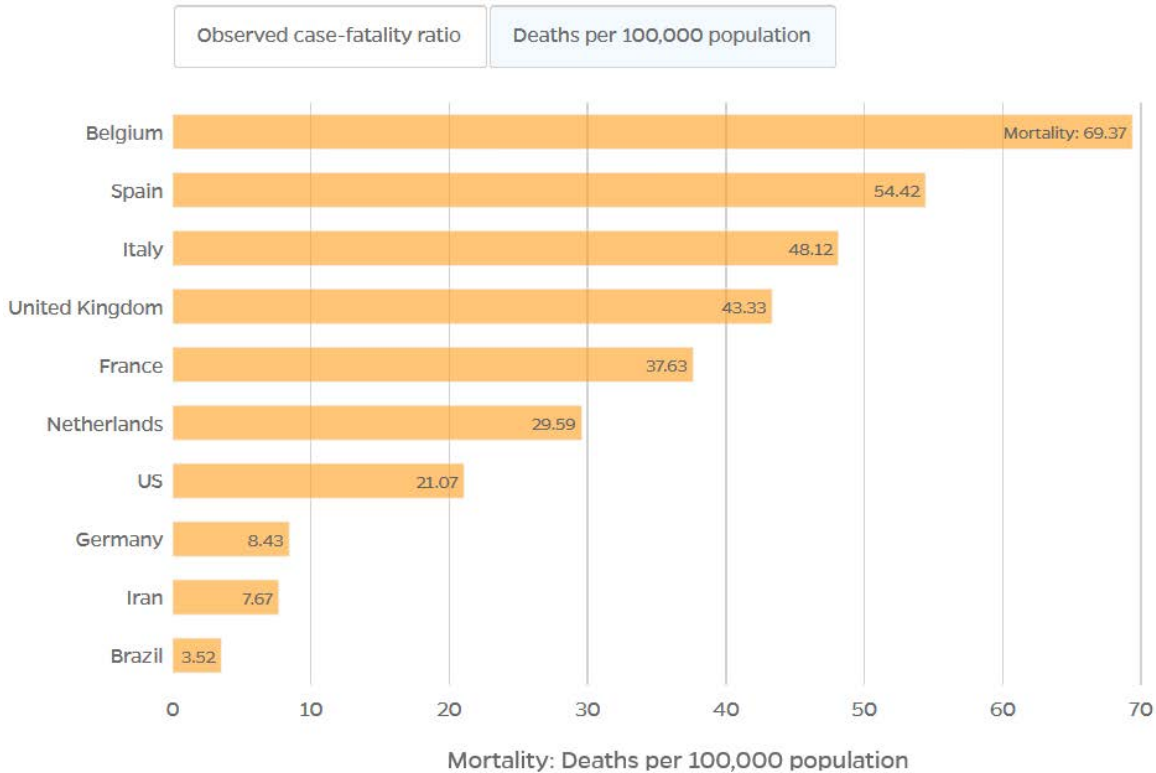
Figure 1. Number of confirmed COVID-19 cases reported in the last seven days by country, territory or area, 28 April to 4 May**



<https://coronavirus.jhu.edu/>

Mortality in the most affected countries

<https://coronavirus.jhu.edu/data/mortality>



National Update:

Cases of COVID-19 Reported in the US, by Source of Exposure

Total cases: 1,152,372 (29,763 new)

Total deaths: 67,456 (1,719 new)

Tested: 7.2+ million samples across the US

Estimated Population 328,239,523

Numbers close out at 4 p.m. the day before reporting

<https://www.cdc.gov/coronavirus/2019-ncov/cases-updates/cases-in-us.html>

<https://www.cdc.gov/covid-data-tracker/index.html>

COVID-19 Situation in the Region of the Americas as of 4 May 2020 (14:00 EST)

- An additional 43,691 cases were reported in the past 24 hours, representing a 3% relative increase in total cases compared to the previous day. Due to reporting errors over the weekend, the number of deaths has been revised for the United States, Guatemala, Ecuador (probable deaths) and Puerto Rico (%) was not calculated

<https://www.paho.org/en/topics/coronavirus-infections/coronavirus-disease-covid-19>

State California Update:

COVID-19 in California by the Numbers

| | |
|----------------------|----------------|
| Total cases: | 54,937 |
| Total deaths: | 2,254 |
| Tested: | 747,847 |
| Estimated Population | 39,148,760 |

Note: The following numbers reflect information received from local health jurisdictions as of 2 p.m. PDT. More current numbers may be available from local health jurisdictions.

<https://www.cdph.ca.gov/Programs/CID/DCDC/Pages/Immunization/nCoV2019.aspx>
<https://covid19.ca.gov/>

Local SOCAL County Updates:

Riverside County:

COVID-19 by the Numbers

| | |
|----------------------|---------------|
| Total cases: | 4,354 |
| Total deaths: | 181 |
| Tested: | 56,251 |
| Recovered: | 1,982 |
| Estimated Population | 2,424,790 |

<https://www.rivcoph.org/>
<https://www.rivcoph.org/coronavirus>

Food Access

<https://countyofriverside.maps.arcgis.com/apps/webappviewer/index.html?id=52ca2b425fd14b2387f3676bf6db294e&extent=-13100249.8739%2C3944965.339%2C-12940037.8626%2C4040817.3725%2C102100>

Watch the Daily Updates

<https://vimeo.com/showcase/7000995>

RUHS Public Health:

[Resources available for seniors in Riverside County during heat wave](#) - May 4, 2020

Other Local County Links

Imperial County:

| | |
|----------------------|--------------|
| Total cases: | 379 |
| Total deaths: | 9 |
| Tested: | 2,682 |
| Recovered: | 154 |
| Estimated Population | 180,216 |

<http://www.icphd.org/health-information-and-resources/healthy-facts/covid-19>
<https://www.arcgis.com/apps/opsdashboard/index.html#/684c52c01a0c4dbda380d7b905ef0b46>

Kern County:

| | |
|----------------------|--------------|
| Total cases: | 1,016 |
| Total deaths: | 8 |
| Recovered: | 592 |
| Estimated Population | 883,053 |

<https://kernpublichealth.com/2019-novel-coronavirus/>
https://kernpublichealth.com/covid-19_dashboard/

Los Angeles County:

Total cases: 26,217
Total deaths: 1,256
Estimated Population 10,098,052
<http://publichealth.lacounty.gov/media/Coronavirus/>

Orange County:

Total cases: 2,819
Total deaths: 57
Tested: 37,050
Estimated Population 3,164,182
https://www.ochealthinfo.com/phs/about/epidasmt/epi/dip/prevention/novel_coronavirus

San Bernardino County:

Total cases: 2,182
Total deaths: 97
Doubling Rate: 11.2 Days
Estimated Population 2,135,413
<http://wp.sbcounty.gov/dph/coronavirus/>
<https://sbcph.maps.arcgis.com/apps/opsdashboard/index.html#/44bb35c804c44c8281da6d82ee602dff>

Community Drive-Through Testing Events
<http://sbcovid19.com/community-drive-through-events/>

Countywide Food Assistance
<http://sbcovid19.com/food-assistance/>

San Diego County:

Total cases: 4,020
Total deaths: 144
Tested: 61,171
Estimated Population 3,302,833
https://www.sandiegocounty.gov/content/sdc/hhsa/programs/phs/community_epidemiology/dc/2019-nCoV/status.html

San Luis Obispo County:

Total cases: 202
Total deaths: 1
Estimated Population 281,455
<https://www.emergencyslo.org/en/covid19.aspx>
<https://www.emergencyslo.org/en/positive-case-details.aspx>

Santa Barbara County:

Total cases: 526
Total deaths: 6
Estimated Population 443,738
<https://publichealthsb.org/>
<https://publichealthsb.org/dashboard/>

Ventura County

Total cases: 577
Total deaths: 19
Estimated Population 848,112
<https://www.vcemergency.com/>

Information

SNF Agora Institute at Johns Hopkins University

<https://coronavirus.jhu.edu/live>

Topics include:

- Protecting Both Public Health and Civil Liberties
- COVID-19 and the Dynamics of Race and Othering
- The Ethics of Scarce Resource Planning
- The Politics and Policy of COVID-19

EPIC conference calls & webinars bring together experts from CDC and partner organizations to discuss emergency-related health and communication topics.

<https://emergency.cdc.gov/epic/learn/index.asp>

Topics include:

- Psychological First Aid: Addressing Mental Health Distress During Disasters
- Answering 20 Questions about COVID-19

Weather

Given heat stress concerns upcoming this week, we have issued an Excessive Heat Watch for the lower deserts and a Heat Advisory for the Inland Empire, inland Orange County, and inland San Diego County effective Tuesday through Friday, May 5-8.

<https://forecast.weather.gov/product.php?site=sgx&issuedby=SGX&product=NPW>

**COVID-19
Weather
Support**

Issued:
1100 am May 3, 2020

NATIONAL
WEATHER SERVICE
SAN DIEGO, CA

IMPACT SCALE

None Minor Moderate High Extreme

Resources

<https://www.weather.gov/sd/>
<https://inws.ncep.noaa.gov>
<https://www.wrh.noaa.gov/sgx/event/dss-table.php>

(858) 675 - 8705
(24/7, Restricted)

Weather.gov/SanDiego

7-day forecast for counties in far southwest CA

| Period May 2 - May 9 (24-hr) | Orange | SW San Bernardino | All Deserts | Western Riverside | San Diego |
|------------------------------------|----------------|-------------------------|---------------------|-----------------------|------------|
| Sunday | None | Breezy passes | Breezy Warm | Breezy passes | None |
| Monday | Warmer | Warmer Breezy passes | Very Warm Breezy | Warmer Breezy mtns | Warmer |
| Tuesday | Much Warmer | Warmer | Hot | Warmer | Warmer |
| Wednesday | Hot inland | Hot | Hot Breezy | Hot | Hot inland |
| Thursday | Hot inland | Hot | Hot | Hot | Hot inland |
| Friday | Very warm | Very warm | Hot | Very warm | Warm |
| Saturday | Warm | Warm | Very Warm | Warm | Warm |
| Sunday | Warm | Warm | Very Warm | Warm | Warm |

Forecast Discussion

Fair weather will continue today, with breezy conditions in the mountains and deserts especially this afternoon and evening. A warming trend will begin on Monday, leading into a mid week heat wave. The hottest days will be Wednesday and Thursday, when record highs are possible. The lower deserts will likely be near 110, with highs over the Inland Empire, inland Orange County, and the inland valleys of San Diego County in the 90s to 100. It will remain milder along the immediate coast. Temperatures will gradually cool Friday (west of mountains) and next weekend (all areas) but will continue to be above normal.