



## Daily Situation Summary Monday, May 4, 2020 As of 10:00 AM

**Always check with trusted sources for the latest accurate information about novel coronavirus.**

- **World Health Organization**  
<https://www.who.int/>
- **Centers for Disease Control and Prevention**  
<https://www.cdc.gov/>
- **Food and Drug Administration**  
<https://www.fda.gov/emergency-preparedness-and-response/counterterrorism-and-emerging-threats/coronavirus-disease-2019-covid-19>
- **California Department of Public Health**  
<https://www.cdph.ca.gov/>
- **County Department/Public Health**  
<https://www.rivcoph.org/>
- **Residents in most counties can call 2-1-1**

### **This can't be real? Fact-checking resources.**

- Boom - <https://www.boomlive.in/>
- Snopes - <https://www.snopes.com/>
- FEMA - <https://www.fema.gov/coronavirus-rumor-control>
- WHO - <https://www.who.int/about/communications/cyber-security>

### **Need PPE?** - I have not vetted these sources

- 1Point3Acres - <https://coronavirus.1point3acres.com/ppe>
- Biotechnology Innovation Organization (BIO).  
The BIO Coronavirus Hub – [https://hub.bio.org/landing-page/community-home?mkt\\_tok=eyJpIjoiWW1FeFpqYzJPRFJrWWpKaSIsInQiOiJaS1ZpSWE2czZpdFwvUETkKCsxUFZDK29MdzA2K3FMNTEyRDlocjJyMDJDN2FoRzR3RHYxU1o3QTY2QWczdmdvbGlpcCRHZzUTI EQ3ZUWklyZXFPmzdxQ0NFWU5EeFFjU0ZqWXBwT1wvQlZZVk5lVTZPMldcL3NlbTJRXC96M042YWtOclAifQ%3D%3D](https://hub.bio.org/landing-page/community-home?mkt_tok=eyJpIjoiWW1FeFpqYzJPRFJrWWpKaSIsInQiOiJaS1ZpSWE2czZpdFwvUETkKCsxUFZDK29MdzA2K3FMNTEyRDlocjJyMDJDN2FoRzR3RHYxU1o3QTY2QWczdmdvbGlpcCRHZzUTI EQ3ZUWklyZXFPmzdxQ0NFWU5EeFFjU0ZqWXBwT1wvQlZZVk5lVTZPMldcL3NlbTJRXC96M042YWtOclAifQ%3D%3D)
- FEMA PPE exchange- Operates like any other Adobe connect page  
No log-in required-- <https://fema.connectsolutions.com/ppeexchange>
- WHO COVID-19 Supply Portal - <https://covid-19-response.org/>

# Quick Reference Sheet

## Global Update:

**Total cases:** 3,407,747 (84,164 new)

**Total deaths:** 238,198 ( 6,930 new)

More detail on page 3

## National Update:

**Total cases:** 1,122,486

**Total deaths:** 65,735

More detail on page 3

## State California Update:

**Total cases:** 53,616

**Total deaths:** 2,215

More detail on page 6

## Riverside County:

**Total cases:** 4,180

**Total deaths:** 161

More detail on page 7

## News

More detail on page 7

## Weather

More detail on page 10

**\*\*Extraordinary Assumptions: There are a lot of different data sources in this report not all of them match but aid to provide an overall picture of the current situation**  
**COVID-19 Data Source Comparison -** [https://covid-19.splunkforgood.com/covid\\_19\\_datasource\\_comparison](https://covid-19.splunkforgood.com/covid_19_datasource_comparison)

## Global Update:

**Total cases:** 3,407,747 (84,164 new)

**Total deaths:** 238,198 ( 6,930 new)

<https://covid19.who.int/>

---

## Situation in numbers (by WHO Region)

Total (new cases in last 24 hours)

<b>Globally</b>	<b>3 349 786 cases (82 763)</b>	<b>238 628 deaths (8657)</b>
<b>Africa</b>	29 438 cases (1465)	1064 deaths (51)
<b>Americas</b>	1 384 641 cases (44 050)	78 409 deaths (6213)
<b>Eastern Mediterranean</b>	200 609 cases (5618)	7871 deaths (130)
<b>Europe</b>	1 518 895 cases (27 032)	142 667 deaths (2081)
<b>South-East Asia</b>	64 047 cases (3557)	2375 deaths (119)
<b>Western Pacific</b>	151 444 cases (1041)	6229 deaths (63)

## National Update:

### Cases of COVID-19 Reported in the US, by Source of Exposure

**Total cases:** 1,122,486

**Total deaths:** 65,735

**Testes** 5.8 million samples across the US

Estimated Population 328,239,523

Numbers close out at 4 p.m. the day before reporting

<https://www.cdc.gov/coronavirus/2019-ncov/cases-updates/cases-in-us.html>

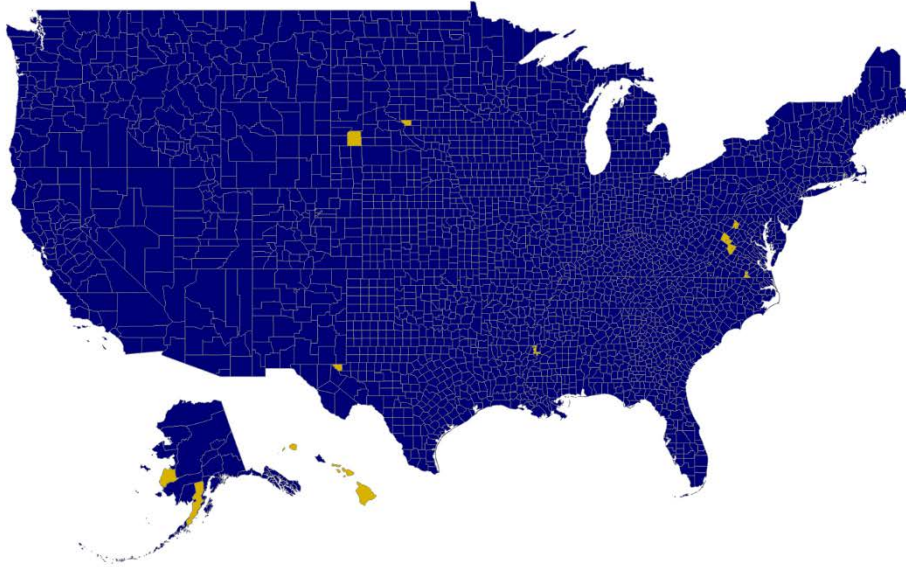
<https://www.cdc.gov/covid-data-tracker/index.html>

## COVID-19 Situation in the Region of the Americas as of 3 May 2020 (14:00 EST)

- An additional 49,115 cases and 1,123 deaths were reported in the past 24 hours, bringing the regional total to 1,433,756 cases including confirmed 79,523 deaths. Case count and death toll during the weekends should be interpreted with caution due to reporting delays or no new reports being published by some countries/territories in the region. <https://www.paho.org/en/topics/coronavirus-infections/coronavirus-disease-covid-19>

# School Closures

COVID-19-Related Public K-12 School District Closures by County and Date – United States, 2020



Date\*  
2020-05-05

\*Counties shown in white have no school district closures reported on this date

Percent Closed  
● F) 100%  
● No School Districts Reported

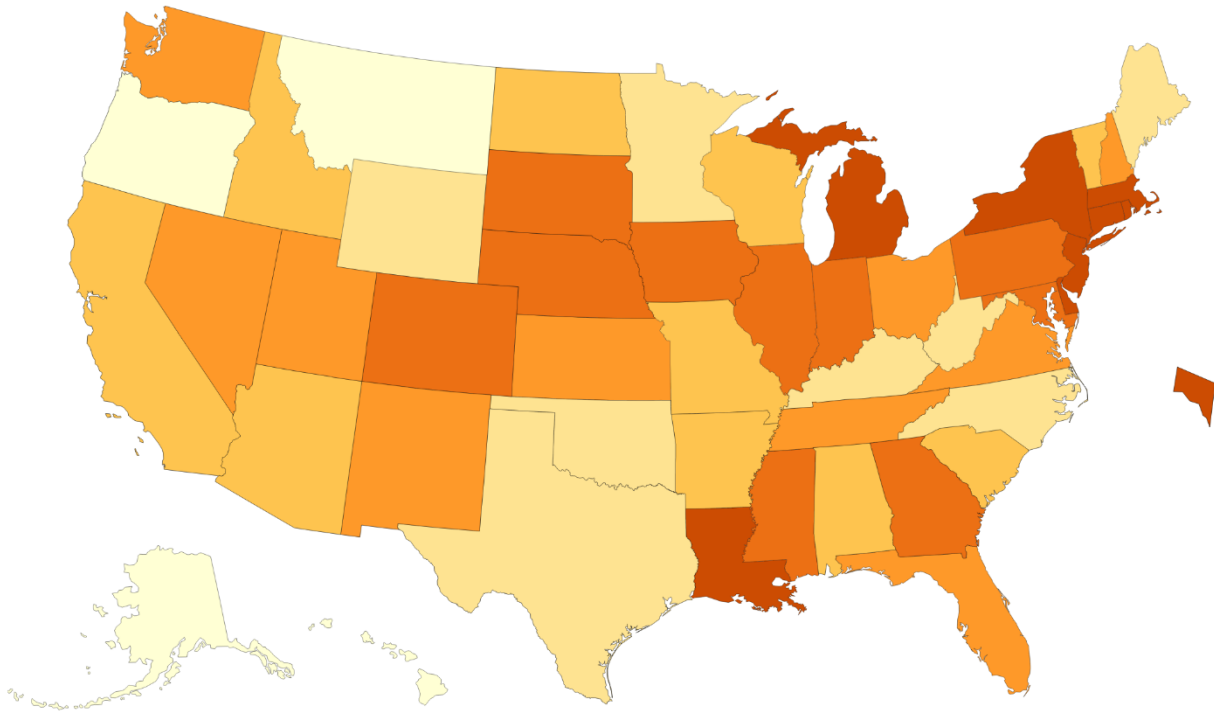
Last Refresh  
5/4/2020 9:37:11 AM

## United States COVID-19 Cases

Reported to the CDC since January 21, 2020

COVID-19 Case Rate in the US Reported to the CDC, by Jurisdiction (cases per 100,000)

[Total Cases](#) [Cases in Last 7 Days](#) [Rates](#)



## National Response

FEMA, HHS, and our federal partners work with state, local, tribal and territorial governments to execute a whole-of-America response to COVID-19 pandemic and protect the health and safety of the American people.

- FEMA, HHS and the Cybersecurity Infrastructure and Security Agency (CISA) along with other federal agencies are distributing cloth face coverings for critical infrastructure workers as part of a multi-prong approach to re-open American economic activity while continuing to limit spread of COVID-19.
- FEMA continues to expedite movement of commercially pre-sourced and commercially procured critical supplies from the global market to medical distributors in various locations across the U.S. through Project Airbridge.
  - Through Project Air Bridge, the following supplies have been delivered from overseas manufacturers to the U.S. and into private sector supply chains from March 29 through May 1:
    - 768,720 N95 respirators
    - More than 833 million gloves
    - 75.5 million surgical masks
    - 11.7 million surgical gowns
    - More than 2.2 million thermometers
    - 648,400 face shields
    - More than 288,000 coveralls
    - 109,000 stethoscopes
    - 370,000 oxygen masks
    - 250,000 swabs
- As of May 1, CDC, state, and local public health labs and other laboratories have tested more than 6.4 million samples.
  - HHS and FEMA have expanded items supplied by the International Reagent Resource (IRR) to help public health labs access free diagnostics supplies and reagents.
  - To date, the FDA has issued 50 individual emergency use authorizations for test kit manufacturers and laboratories.
- To support the Administration's Testing Blueprint, FEMA is working to source and procure testing material – specifically, testing swabs and transport media.
  - The FEMA-sourced material will be provided to states, territories and tribes for a limited duration to help increase testing capacity in support of their individualized plans.
  - Each state, territory and tribe will develop its own distribution strategy to align with its testing plan and unique needs.

<https://www.whitehouse.gov/wp-content/uploads/2020/04/Testing-Blueprint.pdf>
- On May 1, HHS **announced** \$40 million of available funding for the development and coordination of a strategic network of national, state, territorial, tribal and local organizations to deliver important COVID-19 related information to minority, rural, and socially vulnerable communities hardest hit by the pandemic.

# State California Update:

## COVID-19 in California by the Numbers

**Total cases:** 53,616

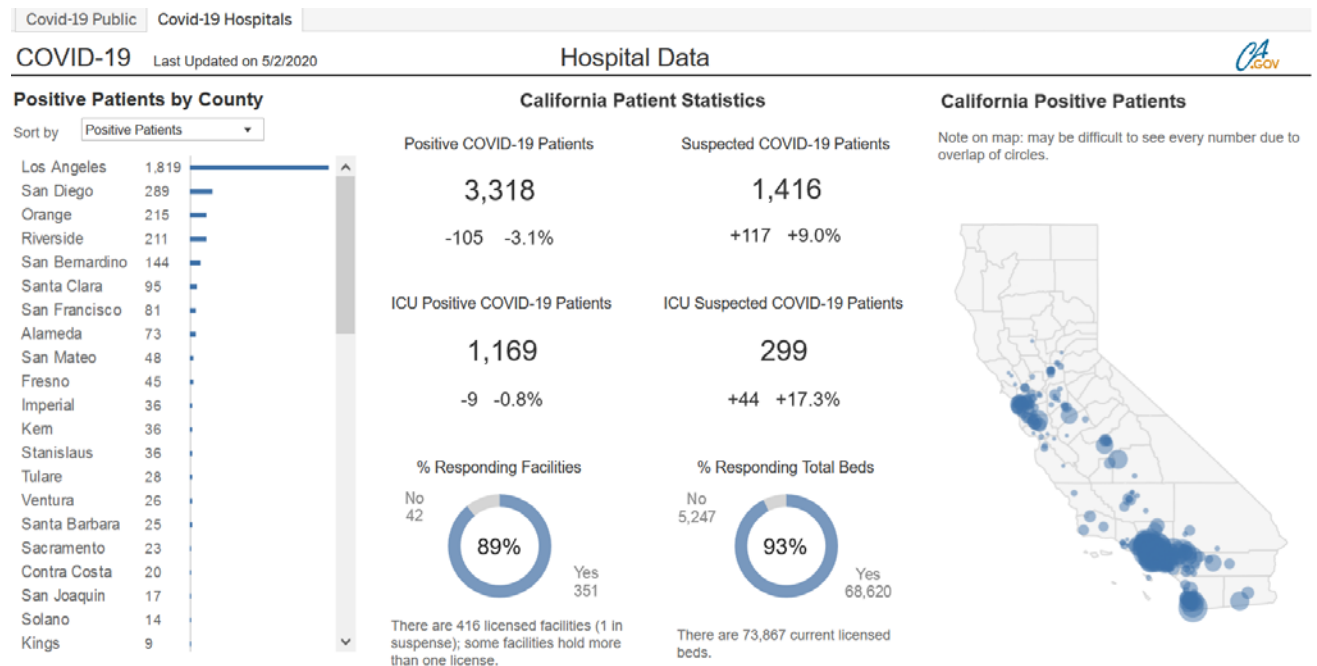
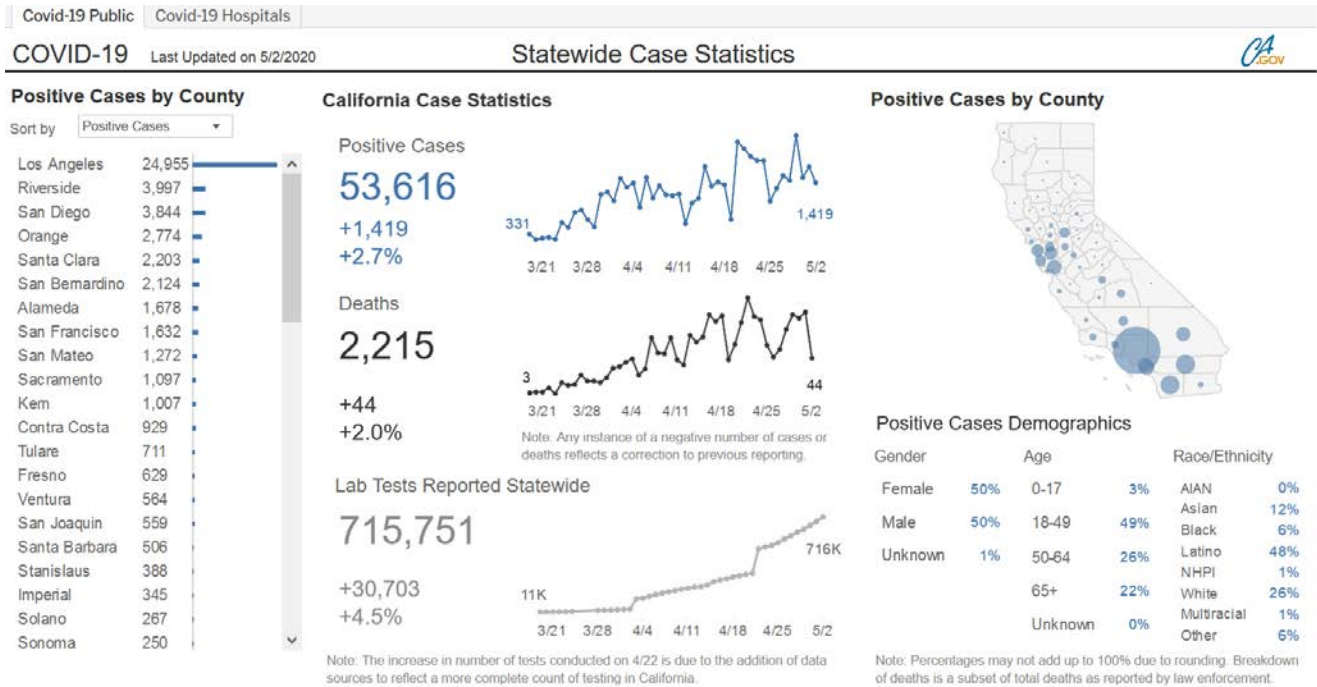
**Total deaths:** 2,215

**Tested:** 715,751

Estimated Population 39,148,760

Note: The following numbers reflect information received from local health jurisdictions as of 2 p.m. PDT. More current numbers may be available from local health jurisdictions.

<https://www.cdph.ca.gov/Programs/CID/DCDC/Pages/Immunization/nCoV2019.aspx>  
<https://covid19.ca.gov/>



[https://public.tableau.com/views/COVID-19PublicDashboard/Covid-19Public?%3Aembed=y%3Adisplay\\_count=no%3AshowVizHome=no](https://public.tableau.com/views/COVID-19PublicDashboard/Covid-19Public?%3Aembed=y%3Adisplay_count=no%3AshowVizHome=no)

## Local SOCAL County Updates:

### Riverside County:

#### COVID-19 by the Numbers

Total cases:	4,180
Total deaths:	161
Tested:	53,333
Recovered:	1,971
Estimated Population	2,424,790

<https://www.rivcoph.org/>

<https://www.rivcoph.org/coronavirus>

Watch the Daily Updates

<https://vimeo.com/showcase/7000995>

[Riverside County launches Economic Recovery Task Force](#) - May 1, 2020

## News

### CDC launches national viral genomics consortium to better map SARS-CoV-2 transmission

- Genomic sequence data can give unprecedented insight into the biology of SARS-CoV-2, the virus that causes COVID-19, and help define the changing landscape of the pandemic. By sequencing viruses from across the United States, CDC and other public health authorities can monitor important changes in the virus and use this information to guide contact tracing, public health mitigation efforts, and infection control strategies.
- This national network of sequencing laboratories will speed the release of SARS-CoV-2 sequence data into the public domain.

<https://www.cdc.gov/media/releases/2020/p0501-SARS-CoV-2-transmission-map.html>

### Japanese island hit by second wave of coronavirus after ending lockdown early

- Japan's northern island of Hokkaido — the first area of the country to see a major coronavirus outbreak — was forced back into lockdown after lifting its stringent restrictions too early, according to new reports.
- "Now I regret it, we should not have lifted the first state of emergency," Dr. Kiyoshi Nagase, chairman of the Hokkaido Medical Association, who helped coordinate the government response, told the outlet.

<https://nypost.com/2020/04/30/hokkaido-hit-by-second-wave-of-coronavirus-after-ending-lockdown-early/>

### Georgia Has Hundreds Of New COVID-19 Cases After Reopening On Friday

- Georgia is one of the first states to reopen its economy since the COVID-19 outbreak. As the number of cases continues to climb, Governor Brian Kemp pushed through with his Georgia reopening plans, which began on Friday, April 24
- On Friday afternoon, the Georgia Department of Public Health reported a total of 22,695 coronavirus cases and 904 deaths in the state. Since then, the number of cases has grown to 23,481 with 4,377 hospitalized and 916 deaths.

[https://www.narcity.com/news/us/ga/atlanta/georgia-reopen-plans-with-growing-number-of-covid-19-cases?al\\_applink\\_data&fbclid=IwAR2K-5wTixtBVif-WCS4dgpW8wPNyxweTp6fFSrxK3iSS7gxDmvA5XYvB7M](https://www.narcity.com/news/us/ga/atlanta/georgia-reopen-plans-with-growing-number-of-covid-19-cases?al_applink_data&fbclid=IwAR2K-5wTixtBVif-WCS4dgpW8wPNyxweTp6fFSrxK3iSS7gxDmvA5XYvB7M)

## Scientists conclude people cannot get coronavirus twice

- A number of reported cases of coronavirus patients relapsing after overcoming the disease were actually due to testing failures, South Korean scientists say.  
[https://www.msn.com/en-ca/news/world/scientists-conclude-people-cannot-get-coronavirus-twice/ar-BB13tm64?ocid=sf2&fbclid=IwAR3OcBkHSIEZ7ev56z\\_1CYq0Yyp-ZSVbqhQ2LS0MJ8MvmKhBvRvIVrmAYgk](https://www.msn.com/en-ca/news/world/scientists-conclude-people-cannot-get-coronavirus-twice/ar-BB13tm64?ocid=sf2&fbclid=IwAR3OcBkHSIEZ7ev56z_1CYq0Yyp-ZSVbqhQ2LS0MJ8MvmKhBvRvIVrmAYgk)

## Coronavirus Infects California's County Fairs

- This year, with the coronavirus enveloping the state, several fairs have already been canceled. Depending upon how long the health emergency lasts, many others scheduled for June and July are waiting to decide whether their gates will be locked too.
- As of April 30, some 29 county fairs had been scrubbed, including the state's two largest, in Orange and San Diego Counties. Other cancellations were the California State Fair and fairs in Contra Costa, Marin, Sacramento, San Mateo, Solano and Sonoma Counties. A decision by the Alameda County Agricultural Fair Association, on the fate of the state's fifth largest fair, scheduled to begin June 19, has yet to be made.
- At least 23 other fairs scheduled during August, September and October – including those in Los Angeles, Napa, San Benito, Santa Cruz, Ventura and Yolo Counties – are waiting to see if restrictions on large gatherings will be lifted in time for their events to proceed.  
<https://patch.com/california/lakeelsinore-wildomar/s/h3out/coronavirus-infects-californias-county-fairs>

## Is lifting Riverside County coronavirus health orders appropriate or dangerous?

- “A decision to lift (county) restrictions by the Board of Supervisors can put people at risk of infection and death,” Brandon Brown, a UC Riverside assistant professor with a background in epidemiology, said via email.
- “It may also give the sense to people living here that we are safe and the risk is now lower. We need to put our trust in those who understand the epidemiology of this disease.”
- Two congressmen representing the county also oppose lifting the orders.
- “Removing precautions too early and without safeguards will only harm individuals and businesses in our community further,” Rep. Raul Ruiz, D-Palm Desert, who is an emergency-room physician, said in an email.  
<https://www.pe.com/2020/05/01/is-lifting-riverside-county-coronavirus-health-orders-appropriate-or-dangerous/>

## Other Local County Links

### Imperial County:

Estimated Population 180,216  
<http://www.icphd.org/health-information-and-resources/healthy-facts/covid-19>  
<https://www.arcgis.com/apps/opsdashboard/index.html#/684c52c01a0c4dbda380d7b905ef0b46>

### Kern County:

Estimated Population 883,053  
<https://kernpublichealth.com/2019-novel-coronavirus/>  
[https://kernpublichealth.com/covid-19\\_dashboard/](https://kernpublichealth.com/covid-19_dashboard/)

### Los Angeles County:

Estimated Population 10,098,052  
<http://publichealth.lacounty.gov/media/Coronavirus/>

### Orange County:



Estimated Population 3,164,182  
[https://www.ochealthinfo.com/phs/about/epidasmt/epi/dip/prevention/novel\\_coronavirus](https://www.ochealthinfo.com/phs/about/epidasmt/epi/dip/prevention/novel_coronavirus)

### **San Bernardino County:**

Estimated Population 2,135,413  
<http://wp.sbcounty.gov/dph/coronavirus/>  
<https://sbcph.maps.arcgis.com/apps/opsdashboard/index.html#/44bb35c804c44c8281da6d82ee602dff>

Community Drive-Through Testing Events  
<http://sbcovid19.com/community-drive-through-events/>

### **San Diego County:**

Estimated Population 3,302,833  
[https://www.sandiegocounty.gov/content/sdc/hhsa/programs/phs/community\\_epidemiology/dc/2019-nCoV/status.html](https://www.sandiegocounty.gov/content/sdc/hhsa/programs/phs/community_epidemiology/dc/2019-nCoV/status.html)

### **San Luis Obispo County:**

Estimated Population 281,455  
<https://www.emergencyslo.org/en/covid19.aspx>  
<https://www.emergencyslo.org/en/positive-case-details.aspx>

### **Santa Barbara County:**

Estimated Population 443,738  
<https://publichealthsb.org/>  
<https://publichealthsb.org/dashboard/>

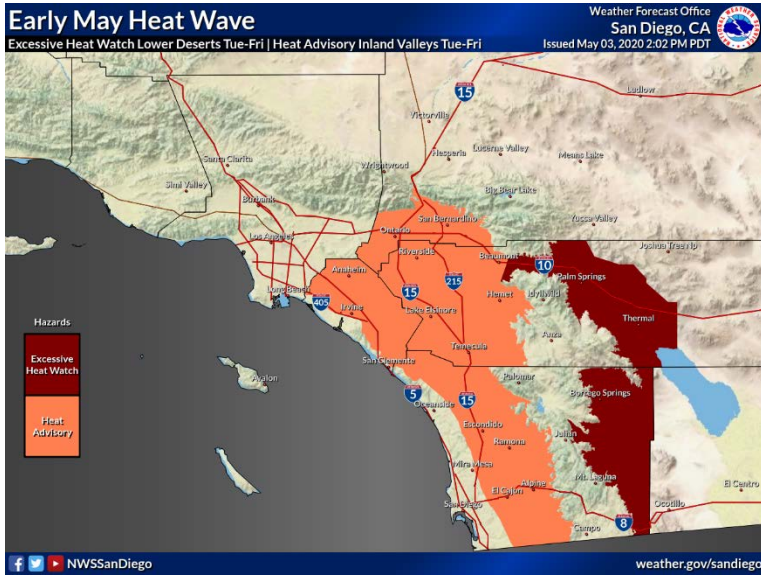
### **Ventura County**

Estimated Population 848,112  
<https://www.vcemergency.com/>

# Weather

Given heat stress concerns upcoming this week, we have issued an Excessive Heat Watch for the lower deserts and a Heat Advisory for the Inland Empire, inland Orange County, and inland San Diego County effective Tuesday through Friday, May 5-8.

<https://forecast.weather.gov/product.php?site=sgx&issuedby=SGX&product=NPW>



**COVID-19 Weather Support**

**Issued:**  
 1100 am May 3, 2020

NATIONAL WEATHER SERVICE  
**SAN DIEGO, CA**

**IMPACT SCALE**

None Minor Moderate High Extreme

**Resources**

<https://www.weather.gov/sgx/>  
<https://www.ncep.noaa.gov/>  
<https://www.wrh.noaa.gov/sgx/event/dst/table.php>

**(858) 675-8705**  
 (24/7, Restricted)

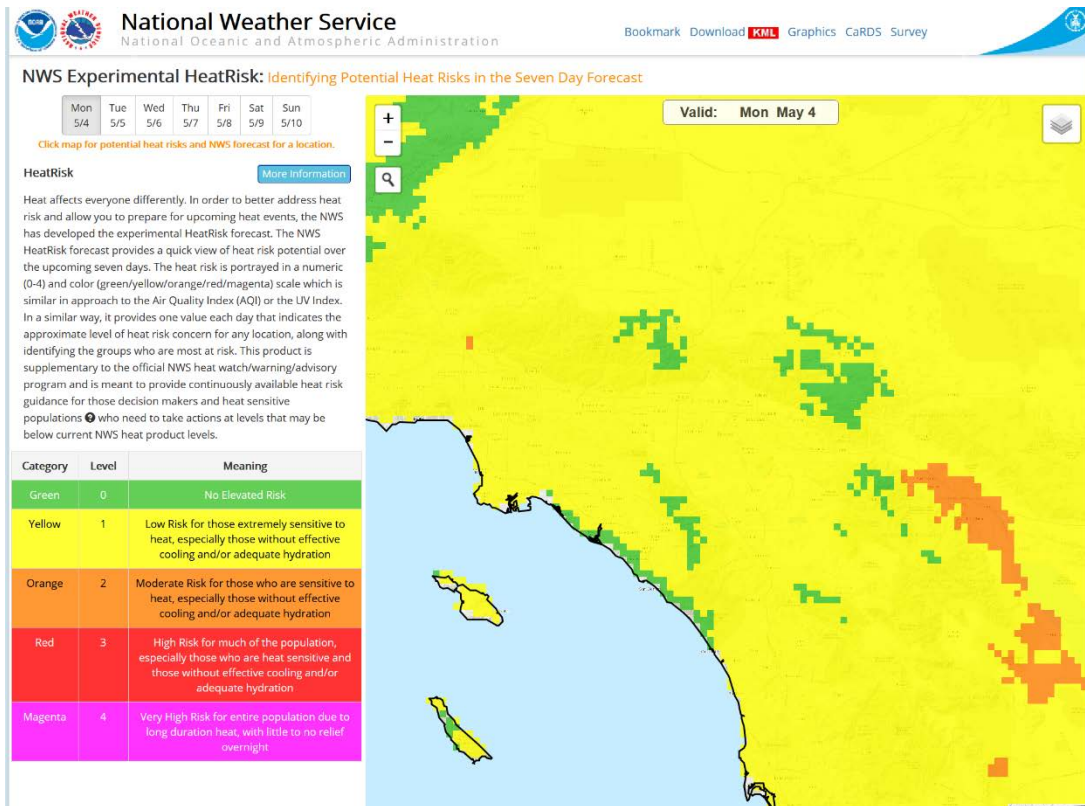
**Weather.gov/SanDiego**

**7-day forecast for counties in far southwest CA**

Period May 2 - May 9 (24-hr)	Orange	SW San Bernardino	All Deserts	Western Riverside	San Diego
Sunday	None	Breezy passes	Breezy Warm	Breezy passes	None
Monday	Warmer	Warmer Breezy passes	Very Warm Breezy	Warmer Breezy mtns	Warmer
Tuesday	Much Warmer	Warmer	Hot	Warmer	Warmer
Wednesday	Hot inland	Hot	Hot Breezy	Hot	Hot inland
Thursday	Hot inland	Hot	Hot	Hot	Hot inland
Friday	Very warm	Very warm	Hot	Very warm	Warm
Saturday	Warm	Warm	Very Warm	Warm	Warm
Sunday	Warm	Warm	Very Warm	Warm	Warm

**Forecast Discussion**

Fair weather will continue today, with breezy conditions in the mountains and deserts especially this afternoon and evening. A warming trend will begin on Monday, leading into a mid week heat wave. The hottest days will be Wednesday and Thursday, when record highs are possible. The lower deserts will likely be near 110, with highs over the Inland Empire, inland Orange County, and the inland valleys of San Diego County in the 90s to 100. It will remain milder along the immediate coast. Temperatures will gradually cool Friday (west of mountains) and next weekend (all areas) but will continue to be above normal.



<https://www.wrh.noaa.gov/wrh/heatrisk/?wfo=sgx>