



## Daily Situation Summary Thursday, April 30, 2020 As of 10:00 AM

**Always check with trusted sources for the latest accurate information about novel coronavirus.**

- **World Health Organization**  
<https://www.who.int/>
- **Centers for Disease Control and Prevention**  
<https://www.cdc.gov/>
- **Food and Drug Administration**  
<https://www.fda.gov/emergency-preparedness-and-response/counterterrorism-and-emerging-threats/coronavirus-disease-2019-covid-19>
- **California Department of Public Health**  
<https://www.cdph.ca.gov/>
- **County Department/Public Health**  
<https://www.rivcoph.org/>
- **Residents in most counties can call 2-1-1**

### **This can't be real? Fact-checking resources.**

- Boom - <https://www.boomlive.in/>
- Snopes - <https://www.snopes.com/>
- FEMA - <https://www.fema.gov/coronavirus-rumor-control>
- WHO - <https://www.who.int/about/communications/cyber-security>

### **Need PPE?** - I have not vetted these sources

- 1Point3Acres - <https://coronavirus.1point3acres.com/ppe>
- Biotechnology Innovation Organization (BIO).  
The BIO Coronavirus Hub – [https://hub.bio.org/landing-page/community-home?mkt\\_tok=eyJpIjoiWW1FeFpqYzJPRFJrWWpKaSIsInQiOiJaS1ZpSWE2czZpdFwvUETkbcSxUFZDK29MdzA2K3FMNTEyRDlocjJyMDJDN2FoRzR3RHYxU1o3QTY2QWczdmdvbGlpcRHZzUTI EQ3ZUWklyZXFPmzdxQ0NFWU5EeFFjU0ZqWXBwT1wvQlZZVnk5IVTZPMldcL3NlBTJRXC96M042YWtOclAifQ%3D%3D](https://hub.bio.org/landing-page/community-home?mkt_tok=eyJpIjoiWW1FeFpqYzJPRFJrWWpKaSIsInQiOiJaS1ZpSWE2czZpdFwvUETkbcSxUFZDK29MdzA2K3FMNTEyRDlocjJyMDJDN2FoRzR3RHYxU1o3QTY2QWczdmdvbGlpcRHZzUTI EQ3ZUWklyZXFPmzdxQ0NFWU5EeFFjU0ZqWXBwT1wvQlZZVnk5IVTZPMldcL3NlBTJRXC96M042YWtOclAifQ%3D%3D)
- FEMA PPE exchange- Operates like any other Adobe connect page  
No log-in required-- <https://fema.connectsolutions.com/ppeexchange>

# Quick Reference Sheet

## Global Update:

**Total cases:** 3,059,642 (63,861 new)

**Total deaths:** 211,028 ( 5,378 new)

More detail on page 3

## National Update:

**Total cases:** 1,005,147

**Total deaths:** 57,505

More detail on page 3

## State California Update:

**Total cases:** 46,500

**Total deaths:** 1,887

More detail on page 3

## Riverside County:

**Total cases:** 3,942

**Total deaths:** 143

More detail on page 5

## News

More detail on page 5

## Weather

More detail on page 7

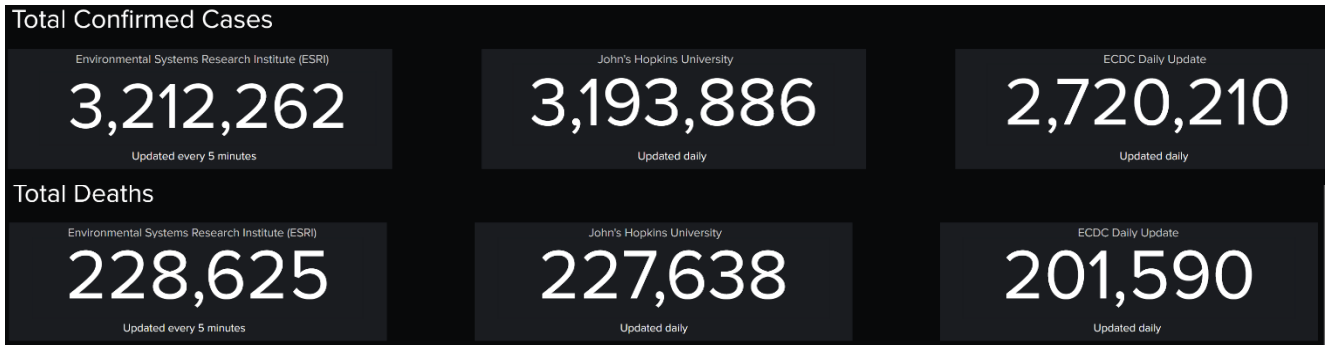
**\*\*Extraordinary Assumptions:** There are a lot of different data sources in this report not all of them match but aid to provide an overall picture of the current situation  
**COVID-19 Data Source Comparison** - [https://covid-19.splunkforgood.com/covid\\_19\\_datasource\\_comparison](https://covid-19.splunkforgood.com/covid_19_datasource_comparison)

## Global Update:

**Total cases:** 3,059,642 (63,861 new)  
**Total deaths:** 211,028 ( 5,378 new)

<https://covid19.who.int/>

- Globally, the number of total confirmed cases has exceeded 3 million



[https://covid-19.splunkforgood.com/covid\\_19\\_datasource\\_comparison](https://covid-19.splunkforgood.com/covid_19_datasource_comparison)

## National Update:

### Cases of COVID-19 Reported in the US, by Source of Exposure

**Total cases:** 1,005,147

**Total deaths:** 57,505

Numbers close out at 4 p.m. the day before reporting

<https://www.cdc.gov/coronavirus/2019-ncov/cases-updates/cases-in-us.html>

## COVID-19 Situation in the Region of the Americas as of 29 April 2020 (14:00 EST)

- An additional 33,101 cases and 3,043 deaths were reported in the past 24 hours, representing a 3% and 4% relative increase in total cases and deaths respectively compared to the previous day. Majority of the new cases (20,517) and deaths (2,010) continue to be reported from the United States of America, which has now crossed the threshold of over 1 million COVID-19 cases including 57,730 deaths as of today.

<https://www.paho.org/en/topics/coronavirus-infections/coronavirus-disease-covid-19>

## State California Update:

### COVID-19 in California by the Numbers

**Total cases:** 46,500

**Total deaths:** 1,887

**Tested:** 603,139

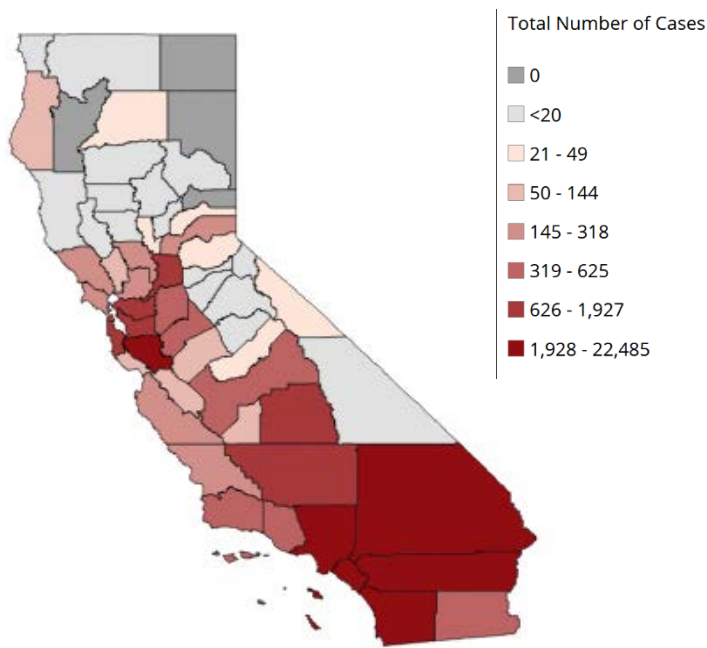
Estimated Population 39,148,760

Note: The following numbers reflect information received from local health jurisdictions as of 2 p.m. PDT.

More current numbers may be available from local health jurisdictions.

<https://www.cdph.ca.gov/Programs/CID/DCDC/Pages/Immunization/nCoV2019.aspx>

<https://covid19.ca.gov/>



Cases by County

County	Total Cases	Percent of Cases	Total Deaths
Los Angeles	22,485	46.1%	1,056
Riverside	3,942	8.1%	143
San Diego	3,432	7%	120
Orange	2,252	4.6%	44
Santa Clara	2,134	4.4%	107
San Bernardino	1,928	3.9%	89
Alameda	1,568	3.2%	57
San Francisco	1,490	3.1%	23
San Mateo	1,136	2.3%	48
Sacramento	1,068	2.2%	42
Kern	866	1.8%	<20
Contra Costa	862	1.8%	25
Tulare	626	1.3%	36
San Joaquin	540	1.1%	25
Fresno	538	1.1%	<20
Ventura	517	1.1%	<20
Santa Barbara	485	1%	<20
Stanislaus	339	0.7%	<20
Imperial	319	0.7%	<20
Solano	254	0.5%	<20
Marin	235	0.5%	<20
Sonoma	232	0.5%	<20
Monterey	206	0.4%	<20
San Luis Obispo	181	0.4%	<20
Yolo	163	0.3%	<20
Placer	145	0.3%	<20
Santa Cruz	127	0.3%	<20
Merced	118	0.2%	<20
Kings	96	0.2%	<20
Napa	67	0.1%	<20
Humboldt	54	0.1%	0
San Benito	50	0.1%	<20
Madera	46	0.1%	<20
El Dorado	44	0.1%	0
Nevada	41	0.1%	<20
Shasta	31	0.1%	<20
Sutter	30	0.1%	<20
Mono	26	0.1%	<20
Alpine	<20	Not Calculated	0
Lake	<20	Not Calculated	0
Yuba	<20	Not Calculated	<20
Mendocino	<20	Not Calculated	0
Butte	<20	Not Calculated	0
Calaveras	<20	Not Calculated	0
Colusa	<20	Not Calculated	0
Del Norte	<20	Not Calculated	0
Plumas	<20	Not Calculated	0
Siskiyou	<20	Not Calculated	0
Glenn	<20	Not Calculated	0
Tuolumne	<20	Not Calculated	0
Tehama	<20	Not Calculated	0
Inyo	<20	Not Calculated	<20
Amador	<20	Not Calculated	0
Mariposa	<20	Not Calculated	0
Lassen	0	Not Calculated	0
Modoc	0	Not Calculated	0
Sierra	0	Not Calculated	0
Trinity	0	Not Calculated	0

<https://www.cdc.gov/coronavirus/2019-ncov/cases-updates/county-map.html?state=CA>

### Testing Data

State	Positive	Negative	Pending	Total Tests (Population)
CA <span>i</span>	46,500 7.7%	556,639	0	603,139 (39,512,223)

Test Locations:

- San Francisco
- Palo Alto
- Hayward
- San Jose
- San Mateo
- Lake Elsinore
- Sacramento
- Martinez
- San Fernando Valley
- L.A. city
- L.A. city
- L.A. city
- L.A. city
- L.A. city
- Los Angeles
- Los Angeles
- Los Angeles
- L.A. city
- L.A. city
- L.A. city
- L.A. city
- Fremont
- El Centro
- Calexico
- San Joaquin

<https://coronavirus.1point3acres.com/en/test>

## Local SOCAL County Updates:

### Riverside County:

#### COVID-19 by the Numbers

Total cases: 3,942

Total deaths: 143

Tested: 48,531

Estimated Population 2,424,790

<https://www.rivcoph.org/>

<https://www.rivcoph.org/coronavirus>

Watch the Daily Updates

<https://vimeo.com/showcase/7000995>

#### RUHS Public Health April 29, 2020:

- [Clarification of local health officer orders](#)
- [Riverside County Offers Growing List of Food Resources for Homebound Seniors](#)
- Health Officer orders amended; face coverings, social distancing continues [English](#) / [Spanish](#)

## News

### Fauci says he expects FDA to issue emergency authorization for potential Covid-19 treatment

[https://www.cnn.com/world/live-news/coronavirus-pandemic-04-30-20-intl/h\\_27123a1c3c3bde51e72c1e6067cb7812](https://www.cnn.com/world/live-news/coronavirus-pandemic-04-30-20-intl/h_27123a1c3c3bde51e72c1e6067cb7812)

### WHO officials say they are studying the link between rare inflammatory disease and Covid-19 in children

- A rare inflammatory condition called Kawasaki disease that has emerged as a possible complication of coronavirus infection in young children, officials in Europe said during a media briefing on Thursday.
- While there have been rare reports of cases in London and other parts of Europe, "only half of these children tested positive for coronavirus," Adam Finn, professor of pediatrics at the University of Bristol and chairman of the European Technical Advisory Group of Experts advising WHO Europe, said during the briefing.
- "This may be a late complication of the infection," Finn said, "But all of this is speculation at this point. The size and exact nature of this problem is only just beginning to emerge."  
[https://www.cnn.com/world/live-news/coronavirus-pandemic-04-30-20-intl/h\\_4fd860077ebf8d87ca85c0a0feb7f00f](https://www.cnn.com/world/live-news/coronavirus-pandemic-04-30-20-intl/h_4fd860077ebf8d87ca85c0a0feb7f00f)

### Coronavirus is emboldening Myanmar military to carry out "war crimes," says UN human rights expert

- A leading United Nations human rights expert claims the Myanmar military is carrying out "war crimes" against ethnic minorities, emboldened by special extended powers intended to help control the spread of the coronavirus.  
[https://www.cnn.com/world/live-news/coronavirus-pandemic-04-30-20-intl/h\\_476870aa35303ef21544185301f08f0f](https://www.cnn.com/world/live-news/coronavirus-pandemic-04-30-20-intl/h_476870aa35303ef21544185301f08f0f)

### Guidelines For Reopening Theme Parks in Central Florida Shared by Orange County Economic Recovery Task Force

<https://www.disneydining.com/guidelines-for-reopening-theme-parks-in-central-florida-shared-by-orange-county-economic-recovery-task-force/?fbclid=IwAR0FADTAsmACnzSbG6Pxs-gOSQSLfsoxpuOZMJTd2UiKgBw50mylh2IJZJM>

### Riverside County Health Officer orders amended; face coverings, social distancing continues

- Riverside County Public Health Officer Dr. Cameron Kaiser is extending his order requiring residents to wear face coverings when outside and to continue practicing social distancing through June 19. The county is also moving to fully align with the governor’s “stay-at-home” order until amended or rescinded.
- Order attached in email  
<https://www.pe.com/2020/04/29/riverside-county-social-distancing-face-covering-orders-extended-to-june-19/>

## Other Local County Links

### Imperial County:

Estimated Population 180,216  
<http://www.icphd.org/health-information-and-resources/healthy-facts/covid-19>  
<https://www.arcgis.com/apps/opsdashboard/index.html#/684c52c01a0c4dbda380d7b905ef0b46>

### Kern County:

Estimated Population 883,053  
<https://kernpublichealth.com/2019-novel-coronavirus/>  
[https://kernpublichealth.com/covid-19\\_dashboard/](https://kernpublichealth.com/covid-19_dashboard/)

### Los Angeles County:

Estimated Population 10,098,052  
<http://publichealth.lacounty.gov/media/Coronavirus/>

### Orange County:

Estimated Population 3,164,182  
[https://www.ochealthinfo.com/phs/about/epidasmt/epi/dip/prevention/novel\\_coronavirus](https://www.ochealthinfo.com/phs/about/epidasmt/epi/dip/prevention/novel_coronavirus)

### San Bernardino County:

Estimated Population 2,135,413  
<http://wp.sbcounty.gov/dph/coronavirus/>  
<https://sbcph.maps.arcgis.com/apps/opsdashboard/index.html#/44bb35c804c44c8281da6d82ee602dff>

Community Drive-Through Testing Events  
<http://sbcovid19.com/community-drive-through-events/>

### San Diego County:

Estimated Population 3,302,833  
[https://www.sandiegocounty.gov/content/sdc/hhsa/programs/phs/community\\_epidemiology/dc/2019-nCoV/status.html](https://www.sandiegocounty.gov/content/sdc/hhsa/programs/phs/community_epidemiology/dc/2019-nCoV/status.html)

### San Luis Obispo County:

Estimated Population 281,455  
<https://www.emergencyslo.org/en/covid19.aspx>  
<https://www.emergencyslo.org/en/positive-case-details.aspx>

### Santa Barbara County:

Estimated Population 443,738  
<https://publichealthsbc.org/>  
<https://publichealthsbc.org/dashboard/>

### Ventura County

## Weather

**Excessive Heat Warning**, in effect 10 AM Tuesday through 9 PM Thursday.


- Temperatures will climb again Tuesday and Wednesday, with Wednesday expected to be the hottest day of the week for most locations
- Dangerous heat will affect our deserts, and heat risk may be heightened for inland valleys west of the mountains as well, particularly in the Inland Empire on Wednesday.
- Lower Deserts will likely see lingering dangerous heat through Thursday, before temperatures cool and bring an end to the prolonged, early-season heat wave.

COVID-19  
Weather  
Support

Issued:

1100 am April 28, 2020

NATIONAL  
WEATHER SERVICE  
SAN DIEGO, CA



IMPACT SCALE

None   Minor   Moderate   High   Extreme

Resources

<https://www.weather.gov/spot/>  
<https://inws.ncep.noaa.gov>  
<https://www.wrh.noaa.gov/sgx/event/dsstable.php>

(858) 675 - 8705  
(24/7, Restricted)

Weather.gov/SanDiego

7-day forecast for Counties in far southwest CA					
Period April 28 - May 5 (24-hr)	Orange	SW San Bernardino	All Deserts	Western Riverside	San Diego
Tuesday	Warm inland	Very Warm	Hot	Very Warm	Warm inland
Wednesday	Warm inland	Very Warm	Hot	Very Warm	Warm inland
Thursday	Cooler	Warm	Hot Breezy	Warm	Cooler
Friday	Cooler	Cooler Windy passes	Warm Windy	Cooler Windy passes	NONE
Saturday	NONE	Windy passes	Windy Cooler	Windy passes	NONE
Sunday	NONE	Breezy passes	Breezy	Breezy passes	NONE
Monday	Warmer	Warmer Breezy passes	Warm Breezy	Warmer Breezy mtn	Warmer
Tuesday	Warmer Breezy Mtns	Warmer Breezy passes	Very Warm	Warmer Breezy passes	Warmer Breezy Mtns

Forecast Discussion

Notable warming again inland for today and Wednesday as upper level ridge builds back directly over southern California for hot temperatures in the desert and warmer inland areas. **Today and Wednesday hottest days.** The highest temperatures will reach **10 degrees above average for valleys and 10 to 16 for the deserts** (near record levels). Inland areas with lower to mid 90s for the Inland Empire and the High Desert and 101-107 in lower deserts. Cooling late next week returns temperatures to around average and **windy passes and deserts on Friday into the weekend.** A warming trend starts back up on **Monday** with a weak Santa Ana wind and significant warming on Tuesday.