



Daily Situation Summary Wednesday, April 29, 2020 As of 10:00 AM

Always check with trusted sources for the latest accurate information about novel coronavirus.

- **World Health Organization**
<https://www.who.int/>
- **Centers for Disease Control and Prevention**
<https://www.cdc.gov/>
- **Food and Drug Administration**
<https://www.fda.gov/emergency-preparedness-and-response/counterterrorism-and-emerging-threats/coronavirus-disease-2019-covid-19>
- **California Department of Public Health**
<https://www.cdph.ca.gov/>
- **County Department/Public Health**
<https://www.rivcoph.org/>
- **Residents in most counties can call 2-1-1**

This can't be real? Fact-checking resources.

- Boom - <https://www.boomlive.in/>
- Snopes - <https://www.snopes.com/>
- FEMA - <https://www.fema.gov/coronavirus-rumor-control>
- WHO - <https://www.who.int/about/communications/cyber-security>

Need PPE? - I have not vetted these sources

- 1Point3Acres - <https://coronavirus.1point3acres.com/ppe>
- Biotechnology Innovation Organization (BIO).
The BIO Coronavirus Hub – https://hub.bio.org/landing-page/community-home?mkt_tok=eyJpIjoiWW1FeFpqYzJPRFJrWWpKaSIsInQiOiJaS1ZpSWE2czZpdFwvUEtKbCsxUFZDK29MdzA2K3FMNTEyRDlocjJyMDJDN2FoRzR3RHYxU1o3QTY2QWczdmdvbWpCRHZzUTI EQ3ZUWklyZXFPmzdxQ0NFWU5EeFFjU0ZqWXBwT1wvQlZZVnk5IVTZPMldcL3NlbTJRXC96M042YWtOclAifQ%3D%3D
- FEMA PPE exchange- Operates like any other Adobe connect page
No log-in required-- <https://fema.connectsolutions.com/ppeexchange>

Quick Reference Sheet

Global Update:

Total cases: 2,995,758 (76,324 new)

Total deaths: 204,987 (3,894 new)

More detail on page 3

National Update:

Total cases: 981,426

Total deaths: 55,258

More detail on page 3

State California Update:

Total cases: 45,031

Total deaths: 1,809

More detail on page 4

Riverside County:

Total cases: 3,735

Total deaths: 141

More detail on page 4

Local News

More detail on page 4

Weather

More detail on page 7

****Extraordinary Assumptions: There are a lot of different data sources in this report not all of them match but aid to provide an overall picture of the current situation
COVID-19 Data Source Comparison - https://covid-19.splunkforgood.com/covid_19_datasource_comparison**

Global Update:

Total cases: 2,995,758 (76,324 new)
Total deaths: 204,987 (3,894 new)
<https://covid19.who.int/>

National Update:

Cases of COVID-19 Reported in the US, by Source of Exposure

Total cases: 981,426
Total deaths: 55,258

Numbers close out at 4 p.m. the day before reporting

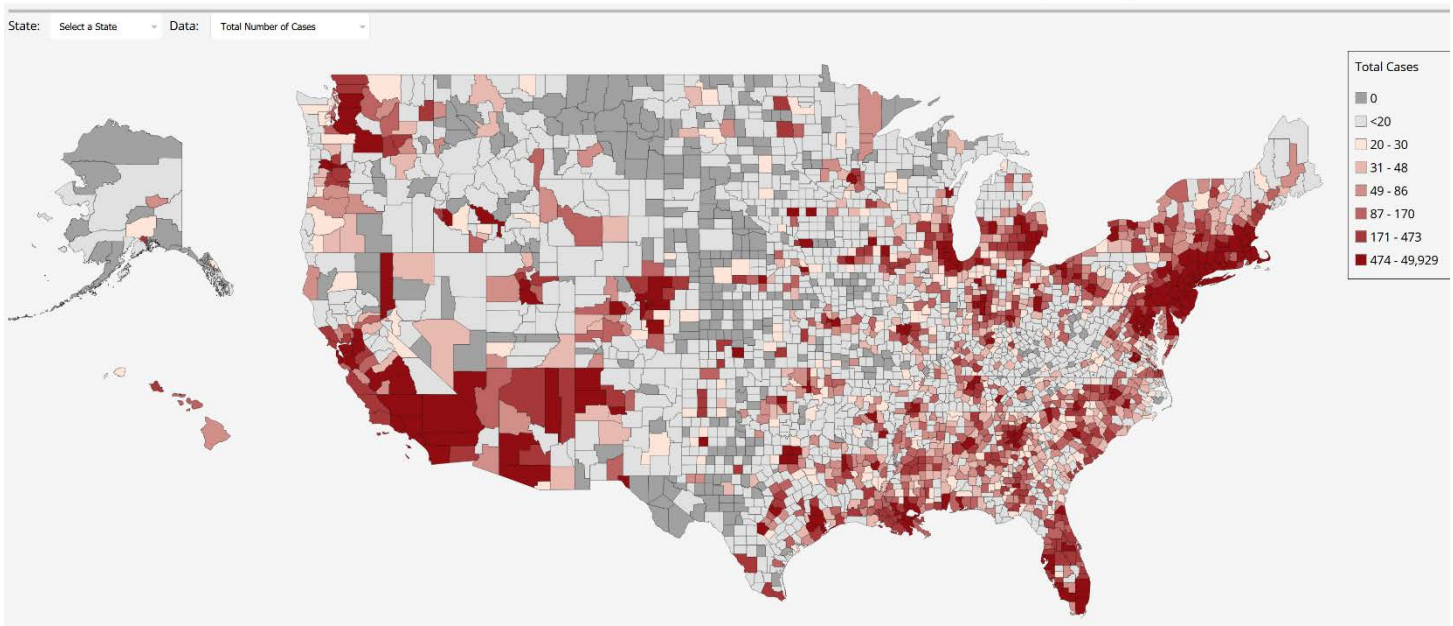
<https://www.cdc.gov/coronavirus/2019-ncov/cases-updates/cases-in-us.html>

COVID-19 Situation in the Region of the Americas as of 28 April 2020 (14:00 EST)

- An additional 33,481 cases and 2,268 deaths were reported in the past 24 hours, representing a 3% relative increase in both total cases and deaths compared to the previous day. Majority of the new cases (22,541) and deaths (1,322) continue to be reported from the United States of America, which represents 81% of both cumulative cases and deaths reported to date in the region.

<https://www.paho.org/en/topics/coronavirus-infections/coronavirus-disease-covid-19>

United States Cases and Deaths by County



<https://www.cdc.gov/covid-data-tracker/index.html>

State California Update:

COVID-19 in California by the Numbers

Total cases: 45,031

Total deaths: 1,809

Estimated Population 39,148,760

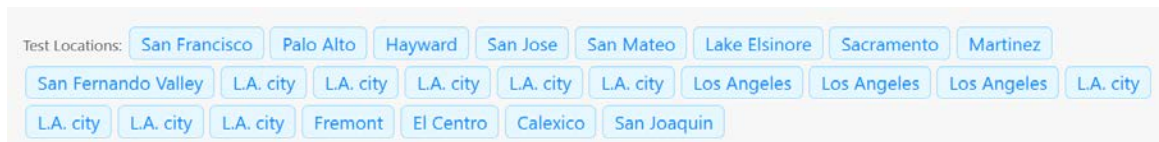
Note: The following numbers reflect information received from local health jurisdictions as of 2 p.m. PDT. More current numbers may be available from local health jurisdictions.

<https://www.cdph.ca.gov/Programs/CID/DCDC/Pages/Immunization/nCoV2019.aspx>

<https://covid19.ca.gov/>

Testing Data

State	Positive	Negative	Pending	Total Tests (Population)
CA ⓘ	45,031 7.8%	532,577	0	577,608 (39,512,223)



<https://coronavirus.1point3acres.com/en/test>

Local SOCAL County Updates:

Riverside County:

COVID-19 by the Numbers

Total cases: 3,735

Total deaths: 141

Estimated Population 2,424,790

<https://www.rivcoph.org/>

<https://www.rivcoph.org/coronavirus>

- Watch the Daily Updates
<https://vimeo.com/showcase/7000995>

Local News

Lost employment due to coronavirus? Riverside County offering up to \$800 to help

- Riverside County residents who lost employment due to the novel coronavirus pandemic can get up to \$800 in financial assistance by enrolling in the county's workforce assistance programs.
<https://www.pe.com/2020/04/28/lost-your-job-due-to-coronavirus-riverside-county-offering-up-to-800-to-help/>

Roadmap To Reopening The Economy Outlined: Riverside County

- During Newsom's Tuesday news briefing, the governor said statewide data show the number of COVID-19 hospitalizations and ICU admissions has stabilized, which is why California is looking to begin a slow, gradual reopening of the economy.
- Riverside County residents — through social distancing behaviors — have also flattened the local COVID-19 curve, but it remains to be seen how the county's public health officer,

Dr. Cameron Kaiser, will implement Newsom's reopening plan. Kaiser can issue stricter orders than those imposed by the governor— due to local public health concerns — but he cannot ease them ahead of the state.

<https://patch.com/california/lakeelsinore-wildomar/s/h3ilp/roadmap-reopening-economy-outlined-riverside-county>

No Kid Hungry Emergency Grant for School Nutrition visit for eligibility

- Grants will support schools with the purchase of equipment, materials and promotional initiatives facilitating Breakfast After the Bell delivery models (such as Breakfast in the Classroom, Grab and Go, or Second Chance Breakfast) in an effort to increase student participation in school breakfast. At this time, we are only able to award one school breakfast grant per target market. School breakfast program grant funding is generously supported by Amazon.

<https://www.nokidhungry.org/amazon-grants>

Riverside County Food Access Sites

<https://countyofriverside.maps.arcgis.com/apps/webappviewer/index.html?id=52ca2b425fd14b2387f3676bf6db294e&extent=-13100249.8739%2C3944965.339%2C-12940037.8626%2C4040817.3725%2C102100>



CITY OF NORCO
HORSETOWN USA

LOCAL FOOD PANTRIES

	ORGANIZATION NAME	LOCATION	OPERATION DAYS	OPERATION HOURS	QUALIFICATION REQUIREMENTS	CONTACT INFO
LOCATED IN NORCO	Corona-Norco Unified School District	Various School Campuses, including Norco High School	Monday	9 a.m. – 10 a.m.	Individuals 18 years and younger with a family member enrolled in the Corona-Norco Unified School District	(951) 736-5000
	Norco Christian Church	2727 Hamner Avenue Norco, CA 92860	First Saturday of the Month	7 a.m. – 8:30 a.m.	None	(951) 258-8471
	Norco FFA Food Pantry	2065 Temescal Avenue Norco, CA 92860	By Appointment		None	(951) 310-2894
	Rose M. Eldridge Senior Center	2690 Clark Avenue Norco, CA 92860	Friday	11:30 a.m. – 12:30 p.m.	Seniors residing in Riverside County (Must call Monday-Wednesday to reserve meals ahead of time)	(951) 270-5647
LOCATED IN NEIGHBORING COMMUNITIES	Calvary Chapel Mira Loma	5383 Martin Street Mira Loma, CA 91752	Sunday & Friday	10 a.m. – 12 p.m. (Sun) 6 p.m. – 7 p.m. (Fri)	None	(951) 681-1092
	Corona Norco Settlement House	507 S. Vicentia Avenue Corona, CA 92882	Monday – Friday	4 p.m. – 5:30 p.m.	Must reside within the boundaries of the Corona-Norco School District	(951) 737-3504
	Feeding America Riverside & San Bernardino	2950 Jefferson Street Riverside, CA 92504	Monday – Friday	8 a.m. – 3 p.m.	Homebound seniors over 65 years old	(951) 359-4757
	Inland Vineyard Christian Fellowship	935 N. McKinley Street Corona, CA 92879	Saturday	9 a.m. – 10 a.m.	None	(951) 549-1192
	La Sierra Church	4937 Sierra Vista Avenue Riverside, CA 92505	Wednesday	8 a.m. – 10 a.m.	None	(951) 354-7095 (909) 435-5299
	Lake Hills Christian Center	12500 Indiana Avenue Riverside, CA 92503	Friday	2 p.m. – 4 p.m.	None	(951) 737-6680
	Loaves and Fishes Mission	1040 Acacia Street Corona, CA 92879	Monday, Wednesday, Friday	10 a.m. – 3 p.m.	None	(951) 739-7463
	Meals on Wheels Riverside County	Home Delivery	Monday – Friday	8:30 a.m. – 1 p.m.	Homebound seniors and individuals with temporary/permanent disabilities residing in Riverside County	(951) 683-7151
	New Hope Family Worship	804 S. Lincoln Avenue Corona, CA 92882	Saturday	10 a.m. – 2 p.m.	None	(951) 737-4673
	Riverside Unified School District	Various School Campuses	Monday & Wednesday	10:30 a.m. – 12:30 p.m.	None	(951) 788-7135
	St. Edwards Catholic Church	605 W. 5 th Street Corona, CA 92882	Saturday	10 a.m. – 12 p.m.	None	(951) 549-6000

CONNECT WITH US!       @CITYOFNORCO

<http://www.norco.ca.us/civicax/inc/blobfetch.aspx?BlobID=28073>



Other Local County Links

Imperial County:

Estimated Population 180,216

<http://www.icphd.org/health-information-and-resources/healthy-facts/covid-19>

<https://www.arcgis.com/apps/opsdashboard/index.html#/684c52c01a0c4dbda380d7b905ef0b46>

Kern County:

Estimated Population 883,053

<https://kernpublichealth.com/2019-novel-coronavirus/>

https://kernpublichealth.com/covid-19_dashboard/

Los Angeles County:

Estimated Population 10,098,052

<http://publichealth.lacounty.gov/media/Coronavirus/>

Orange County:

Estimated Population 3,164,182

https://www.ochealthinfo.com/phs/about/epidasmt/epi/dip/prevention/novel_coronavirus

San Bernardino County:

Estimated Population 2,135,413

<http://wp.sbcounty.gov/dph/coronavirus/>

<https://sbcph.maps.arcgis.com/apps/opsdashboard/index.html#/44bb35c804c44c8281da6d82ee602dff>

Community Drive-Through Testing Events

<http://sbcovid19.com/community-drive-through-events/>

San Diego County:

Estimated Population 3,302,833

https://www.sandiegocounty.gov/content/sdc/hhsa/programs/phs/community_epidemiology/dc/2019-nCoV/status.html

San Luis Obispo County:

Estimated Population 281,455
<https://www.emergencyslo.org/en/covid19.aspx>
<https://www.emergencyslo.org/en/positive-case-details.aspx>

Santa Barbara County:

Estimated Population 443,738
<https://publichealthsb.org/>
<https://publichealthsb.org/dashboard/>

Ventura County

Estimated Population 848,112
<https://www.vcemergency.com/>

Weather

Excessive Heat Warning, in effect 10 AM Tuesday through 9 PM Thursday.


- Temperatures will climb again Tuesday and Wednesday, with Wednesday expected to be the hottest day of the week for most locations
- Dangerous heat will affect our deserts, and heat risk may be heightened for inland valleys west of the mountains as well, particularly in the Inland Empire on Wednesday.
- Lower Deserts will likely see lingering dangerous heat through Thursday, before temperatures cool and bring an end to the prolonged, early-season heat wave.

**COVID-19
Weather
Support**

Issued:

1100 am April 28, 2020

NATIONAL
WEATHER SERVICE
SAN DIEGO, CA



IMPACT SCALE

●
None

●
Minor

●
Moderate

●
High

●
Extreme

Resources

<https://www.weather.gov/spot/>
<https://inws.ncep.noaa.gov>
<https://www.wrh.noaa.gov/sgx/event/dsstable.php>

(858) 675 - 8705
(24/7, Restricted)

Weather.gov/SanDiego

7-day forecast for Counties in far southwest CA

Period April 28 - May 5 (24-hr)	Orange	SW San Bernardino	All Deserts	Western Riverside	San Diego
Tuesday	Warm inland	Very Warm	Hot	Very Warm	Warm inland
Wednesday	Warm inland	Very Warm	Hot	Very Warm	Warm inland
Thursday	Cooler	Warm	Hot Breezy	Warm	Cooler
Friday	Cooler	Cooler Windy passes	Warm Windy	Cooler Windy passes	NONE
Saturday	NONE	Windy passes	Windy Cooler	Windy passes	NONE
Sunday	NONE	Breezy passes	Breezy	Breezy passes	NONE
Monday	Warmer	Warmer Breezy passes	Warm Breezy	Warmer Breezy mtn	Warmer
Tuesday	Warmer Breezy Mtns	Warmer Breezy passes	Very Warm	Warmer Breezy passes	Warmer Breezy Mtns

Forecast Discussion

Notable warming again inland for today and Wednesday as upper level ridge builds back directly over southern California for hot temperatures in the desert and warmer inland areas. **Today and Wednesday hottest days.** The highest temperatures will reach **10 degrees above average for valleys and 10 to 16 for the deserts** (near record levels). Inland areas with lower to mid 90s for the Inland Empire and the High Desert and 101-107 in lower deserts. Cooling late next week returns temperatures to around average and **windy passes and deserts on Friday into the weekend.** A warming trend starts back up on Monday with a weak Santa Ana wind and significant warming on Tuesday.