



Daily Situation Summary Thursday, April 23, 2020 As of 10:00 AM

Always check with trusted sources for the latest accurate information about novel coronavirus.

- **World Health Organization**
<https://www.who.int/>
- **Centers for Disease Control and Prevention**
<https://www.cdc.gov/>
- **Food and Drug Administration**
<https://www.fda.gov/emergency-preparedness-and-response/counterterrorism-and-emerging-threats/coronavirus-disease-2019-covid-19>
- **California Department of Public Health**
<https://www.cdph.ca.gov/>
- **County Department/Public Health**
<https://www.rivcoph.org/>
- **Residents in most counties can call 2-1-1**

This can't be real? Fact-checking resources.

- Boom - <https://www.boomlive.in/>
- Snopes - <https://www.snopes.com/>
- FEMA - <https://www.fema.gov/coronavirus-rumor-control>
- WHO - <https://www.who.int/about/communications/cyber-security>

Need PPE? - I have not vetted these sources

- 1Point3Acres - <https://coronavirus.1point3acres.com/ppe>
- Biotechnology Innovation Organization (BIO).
The BIO Coronavirus Hub – https://hub.bio.org/landing-page/community-home?mkt_tok=eyJpIjoiWW1FeFpqYzJPRFJrWWpKaSIsInQiOiJaS1ZpSWE2czZpdFwvUETkbcSxUFZDK29MdzA2K3FMNTEyRDlocjJyMDJDN2FoRzR3RHYxU1o3QTY2QWczdmdvbGlpcRHZzUTI/EQ3ZUWklyZXFPmzdxQ0NFWU5EeFFjU0ZqWXBwT1wvQlZZVnk5IVTZPMldcL3NlBTJRXC96M042YWtOclAifQ%3D%3D
- FEMA PPE exchange- Operates like any other Adobe connect page
No log-in required-- <https://fema.connectsolutions.com/ppeexchange>

Quick Reference Sheet

Global Update:

Total cases: 2,544,792 (73,657 new)

Total deaths: 175,694 (6,689 new)

More detail on page 3

National Update:

Total cases: 802,583

Total deaths: 44,575

More detail on page 3

Earliest date after which relaxing social distancing may be possible

More detail on page 4

State California Update:

Total cases: 35,396

Total deaths: 1,354

More detail on page 6

Riverside County:

Total cases: 35,396

Total deaths: 1,354

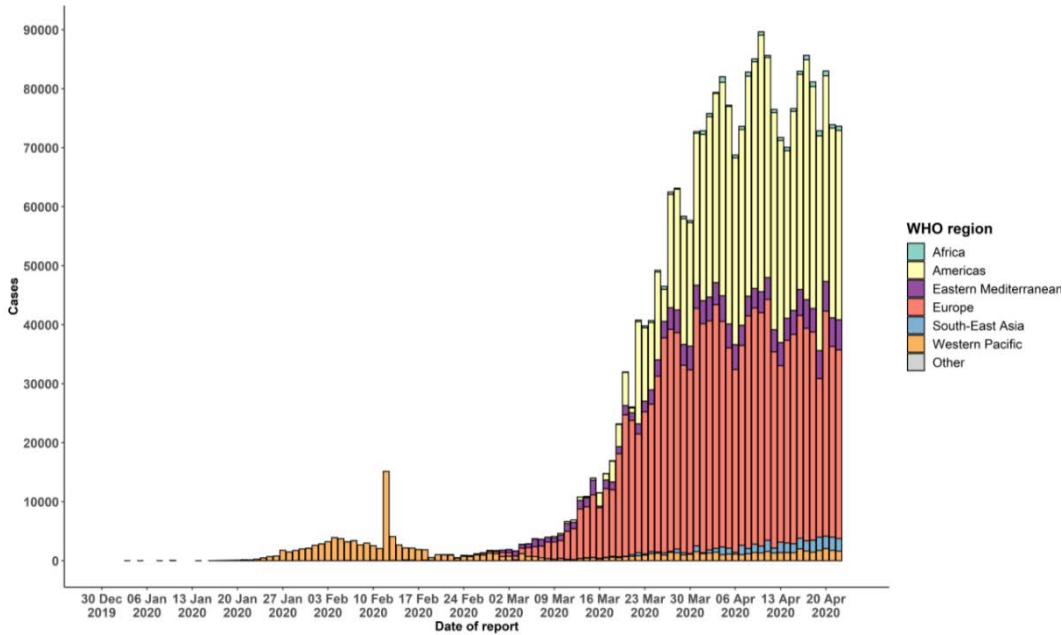
More detail on page 8

****Extraordinary Assumptions: There are a lot of different data sources in this report not all of them match but aid to provide an overall picture of the current situation**
COVID-19 Data Source Comparison - https://covid-19.splunkforgood.com/covid_19_datasource_comparison

Global Update:

Total cases: 2,544,792 (73,657 new)
Total deaths: 175,694 (6,689 new)

[https://www.who.int/redirect-pages/page/novel-coronavirus-\(covid-19\)-situation-dashboard](https://www.who.int/redirect-pages/page/novel-coronavirus-(covid-19)-situation-dashboard)



SITUATION IN NUMBERS

total (new cases in last 24 hours)

Globally

2 544 792 confirmed (73 657)
 175 694 deaths (6689)

European Region

1 251 458 confirmed (31 972)
 113 336 deaths (3384)

Region of the Americas

957 402 confirmed (32 111)
 47 812 deaths (3038)

Eastern Mediterranean Region

144 450 confirmed (5101)
 6469 deaths (143)

Western Pacific Region

137 902 confirmed (1632)
 5818 deaths (25)

South-East Asia Region

36 039 confirmed (2127)
 1498 deaths (71)

African Region

16 829 confirmed (714)
 748 deaths (28)

WHO RISK ASSESSMENT

Global Level Very High

National Update:

Cases of COVID-19 Reported in the US, by Source of Exposure

Total cases: 802,583

Total deaths: 44,575

Numbers close out at 4 p.m. the day before reporting

<https://www.cdc.gov/coronavirus/2019-ncov/cases-updates/cases-in-us.html>

COVID-19 Situation in the Region of the Americas as of 22 April 2020 (14:00 EST)

- An additional 32,112 cases and 3,191 deaths were reported in the past 24 hours, representing a 3% (cases) and 5% (deaths) relative increase compared to the previous day. Majority of the new cases (24,019) deaths (2,575) continue to be reported from the United States of America, representing 84% of all new cases and deaths in the region

<https://www.paho.org/en/topics/coronavirus-infections/coronavirus-disease-covid-19>

Demographic characteristics of COVID-19 cases in the U.S. (n=593,780)⁴

As of April 21, 2020

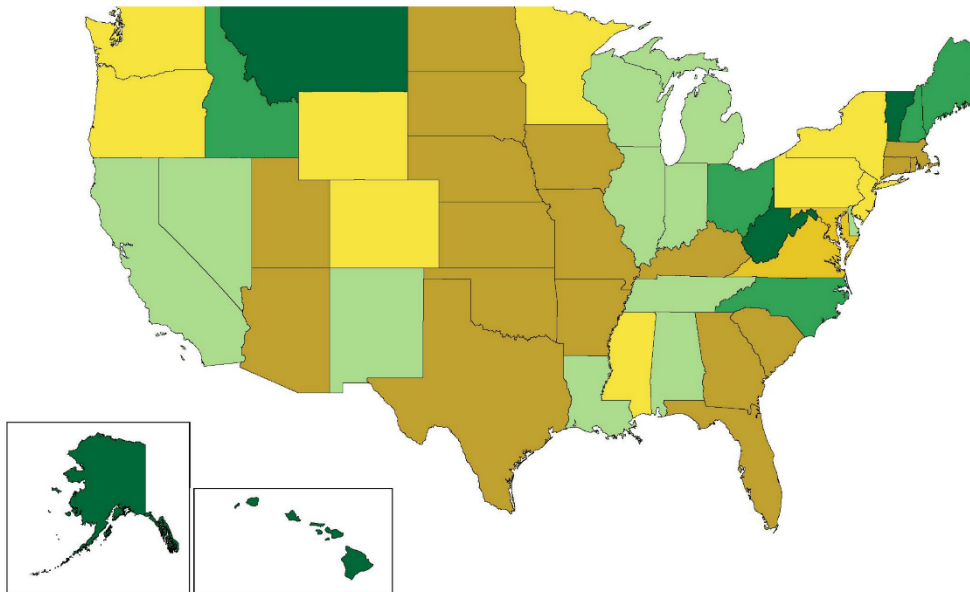
Age group (years)	No. of cases (% of total)						Total
	< 18	18-44	45-64	65-74	75+	Unknown	
Totals	11,306	213,558	217,085	63,349	71,812	16,670	593,780
Race missing/unspecified	8,505 (75%)	151,458 (71%)	143,999 (66%)	35,562 (56%)	35,249 (49%)	9,791 (59%)	384,564 (65%)
Race specified	2,801 (25%)	62,100 (29%)	73,086 (34%)	27,787 (44%)	36,563 (51%)	6,879 (41%)	209,216 (35%)
Among those with race specified							
American Indian or Alaska Native	35 (1.2%)	501 (0.8%)	448 (0.6%)	127 (0.5%)	80 (0.2%)	18 (0.3%)	1,209 (0.6%)
Asian	140 (5.0%)	3,988 (6.4%)	4,526 (6.2%)	1,440 (5.2%)	1,558 (4.3%)	481 (7.0%)	12,133 (5.8%)
Black or African American	820 (29.3%)	20,816 (33.5%)	27,168 (37.2%)	10,184 (36.7%)	9,346 (25.6%)	1,912 (27.8%)	70,246 (33.6%)
Native Hawaiian or other Pacific Islander	14 (0.5%)	282 (0.5%)	243 (0.3%)	80 (0.3%)	56 (0.2%)	18 (0.3%)	693 (0.3%)
White	1,771 (63.2%)	36,290 (58.4%)	40,523 (55.4%)	15,903 (57.2%)	25,465 (69.6%)	4,446 (64.6%)	124,398 (59.5%)
Multiple/other	21 (0.7%)	223 (0.4%)	178 (0.2%)	53 (0.2%)	58 (0.2%)	4 (0.1%)	537 (0.3%)
Ethnicity missing/unspecified	8,368 (74%)	151,020 (71%)	147,050 (68%)	38,571 (61%)	41,545 (58%)	8,048 (48%)	394,602 (66%)
Ethnicity specified	2,938 (26%)	62,538 (29%)	70,035 (32%)	24,778 (39%)	30,267 (42%)	8,622 (52%)	199,178 (34%)
Among those with ethnicity specified							
Hispanic/Latino	1,112 (38%)	18,268 (29%)	16,809 (24%)	4,367 (18%)	4,088 (14%)	1,395 (16%)	46,039 (23%)
Non-Hispanic/Latino	1,826 (62%)	44,270 (71%)	53,226 (76%)	20,411 (82%)	26,179 (86%)	7,227 (84%)	153,139 (77%)

<https://www.cdc.gov/coronavirus/2019-ncov/cases-updates/cases-in-us.html>

4. Case notifications were received by CDC from U.S. public health jurisdictions and the National Notifiable Diseases Surveillance System (NNDSS).

Earliest date after which relaxing social distancing may be possible with containment strategies that include testing, contact tracing, isolation, and limiting gathering size

Threshold date: ■ May 04 to May 10 ■ May 11 to May 17 ■ May 18 to May 24 ■ May 25 to May 31 ■ June 01 to June 07 ■ June 08 or later



<http://www.healthdata.org/covid/updates>

National, State, and Local News

Gov. Newsom: Coroners to examine deaths dating back to December for COVID-19, death toll tops 1,350

- Following an announcement from the Santa Clara County Public Health Department Tuesday that two individuals [who posthumously tested positive for COVID-19 died](#) at their homes in February, Newsom said he has instructed coroners around the state to “dig even deeper” and perform autopsies on individuals who may have died from the novel coronavirus as far back as December, 2019.
<https://www.mercurynews.com/2020/04/22/gov-newsom-coroners-to-examine-deaths-dating-back-to-december-for-covid-19-death-toll-tops-1350/>
- New signs suggest coronavirus was in California far earlier than anyone knew
- This wasn’t recognized because we were having a severe flu season. Symptoms are very much like the flu. If you got a mild case of COVID, you didn’t really notice. You didn’t even go to the doctor. The doctor maybe didn’t even do it because they presumed it was the flu.
<https://www.latimes.com/california/story/2020-04-11/bay-area-coronavirus-deaths-signs-of-earlier-spread-california>

American Red Cross says it plans to implement antibody testing to help screen for Covid-19 plasma donors

- The idea is that convalescent plasma, the liquid part of blood, from recovered patients contains antibodies that could help strengthen the immune response of other patients still battling infection. Last week, the US Food and Drug Administration announced that patients who are fully recovered from Covid-19 for at least two weeks are encouraged to consider donating plasma.
https://www.cnn.com/world/live-news/coronavirus-pandemic-04-23-20-intl/h_bf5de79040227d700d8b92813e556eaa
<https://www.redcrossblood.org/donate-blood/dlp/plasma-donations-from-recovered-covid-19-patients.html>

Health professionals, California needs you! Join the Health Corps

- To ensure adequate staff for health care sites throughout California, we’re calling on healthcare providers, behavioral health professionals, and health care administrators to register today.
<https://covid19.ca.gov/healthcorps/>

Are stroke sufferers silent victims of COVID-19?

- New studies find Covid-19 causes sudden strokes in young adults, doctors say
- Our report shows a seven-fold increase in incidence of sudden stroke in young patients during the past two weeks. Most of these patients have no past medical history and were at home with either mild symptoms (or in two cases, no symptoms) of Covid,” he added.
https://www.cnn.com/us/live-news/us-coronavirus-update-04-22-20/h_d7714f05dc8e434921f5b48ecce4484b
- Every 40 seconds in the United States, someone has a stroke, according to the CDC. The statistic is nearly identical for heart attacks. But in recent weeks, emergency departments across the U.S. have been eerily devoid of patients experiencing either condition.
- COVID-19 is the likely culprit. The Washington Post and The New York Times have reported on this common theme: Fear of contracting COVID-19 is believed to be keeping people away from hospitals, even in emergency situations.
<https://utswmed.org/medblog/covid19-stroke-volume-decrease/>

State California Update:

COVID-19 in California by the Numbers

Total cases: 35,396

Total deaths: 1,354

Estimated Population 2,424,790

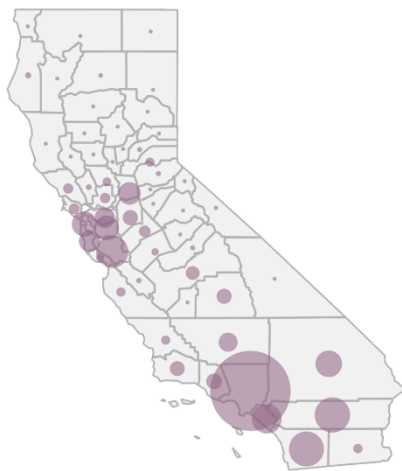
Note: The following numbers reflect information received from local health jurisdictions as of 2 p.m. PDT. More current numbers may be available from local health jurisdictions.

<https://www.cdph.ca.gov/Programs/CID/DCDC/Pages/Immunization/nCoV2019.aspx>

California COVID-19 By The Numbers

April 22, 2020

Numbers as of April 21, 2020



For county-level data:
data.chhs.ca.gov

CALIFORNIA COVID-19 SPREAD

35,396

Total Cases

Ages of Confirmed Cases

- 0-17: 768
- 18-49: 17,009
- 50-64: 9,517
- 65+: 8,035
- Unknown/Missing: 67

Gender of Confirmed Cases

- Female: 17,411
- Male: 17,718
- Unknown/Missing: 267

Hospitalizations

Confirmed COVID-19
3,357/1,219
Hospitalized/in ICU

Suspected COVID-19
1,627/332
Hospitalized/in ICU

1,354

Fatalities

Stay Home. Save Lives.

covid19.ca.gov



Testing Data

State	Positive	Negative	Pending	Total Tests (Population)
CA	35,396 7.6%	429,931	0	465,327 (39,512,223)

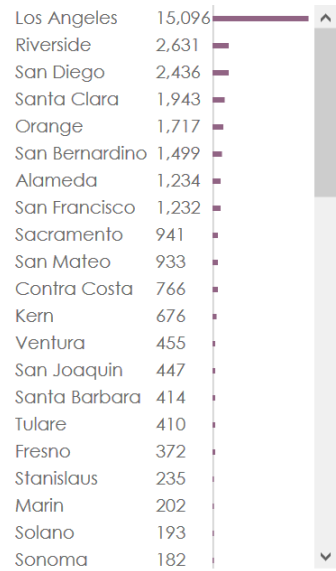
Test Locations:

- San Francisco
- Palo Alto
- Hayward
- San Jose
- San Mateo
- Lake Elsinore
- Sacramento
- Martinez
- San Fernando Valley
- L.A. city
- L.A. city
- L.A. city
- L.A. city
- L.A. city
- Los Angeles
- Los Angeles
- Los Angeles
- L.A. city
- L.A. city
- L.A. city
- Fremont
- El Centro
- Calexico
- San Joaquin

<https://coronavirus.1point3acres.com/en/test>

Positive Cases by County

Sort by Positive Cases



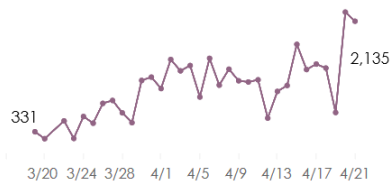
California Case Statistics

Positive Cases

35,396

+2,135

+6.4%

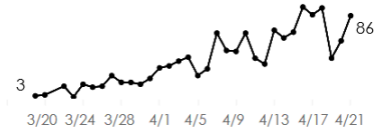


Deaths

1,354

+86

+6.8%



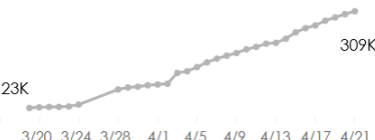
Note: Any instance of a negative number of cases or deaths reflects a correction to previous reporting.

Lab Tests Conducted Statewide

308,700

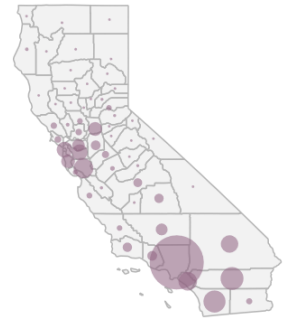
+8,600

+2.9%



Note: March 26-28 are excluded due to data discrepancies.

Positive Cases by County



Positive Case Demographics


Gender	Age	Race/Ethnicity
Female 49%	0-17 2%	AIAN 0%
Male 50%	18-49 48%	Asian 13%
Unknown 1%	50-64 27%	Black 7%
	65+ 23%	Latino 41%
	Unknown 0%	NHPI 1%
		White 30%
		Multiracial 1%
		Other 7%

Note: Percentages may not add up to 100% due to rounding. Breakdown of deaths is a subset of total deaths as reported by law enforcement.

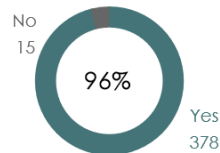
https://public.tableau.com/views/COVID-19PublicDashboard/Covid-19Public?:embed=y&:display_count=no&:showVizHome=no

Positive Patients by County

Sort by Positive Patients



% Responding Facilities



There are 416 licensed facilities (1 in suspense); some facilities hold more than one license.

Positive COVID-19 Patients

3,357

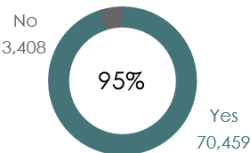
-8 -0.2%

ICU Positive COVID-19 Patients

1,219

-22 -1.8%

% Responding Total Beds



There are 73,867 current licensed beds.

Suspected COVID-19 Patients

1,627

+106 +7.0%

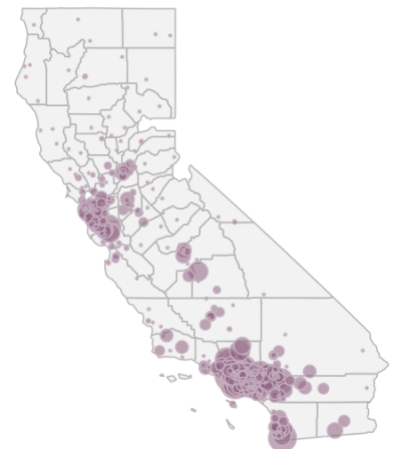
ICU Suspected COVID-19 Patients

332

+71 +27.2%

California Positive Patients

Note on map: may be difficult to see every number due to overlap of circles.



Local SOCAL County Updates:

Riverside County:

COVID-19 by the Numbers

Total cases: **2,847**

Total deaths: **85**

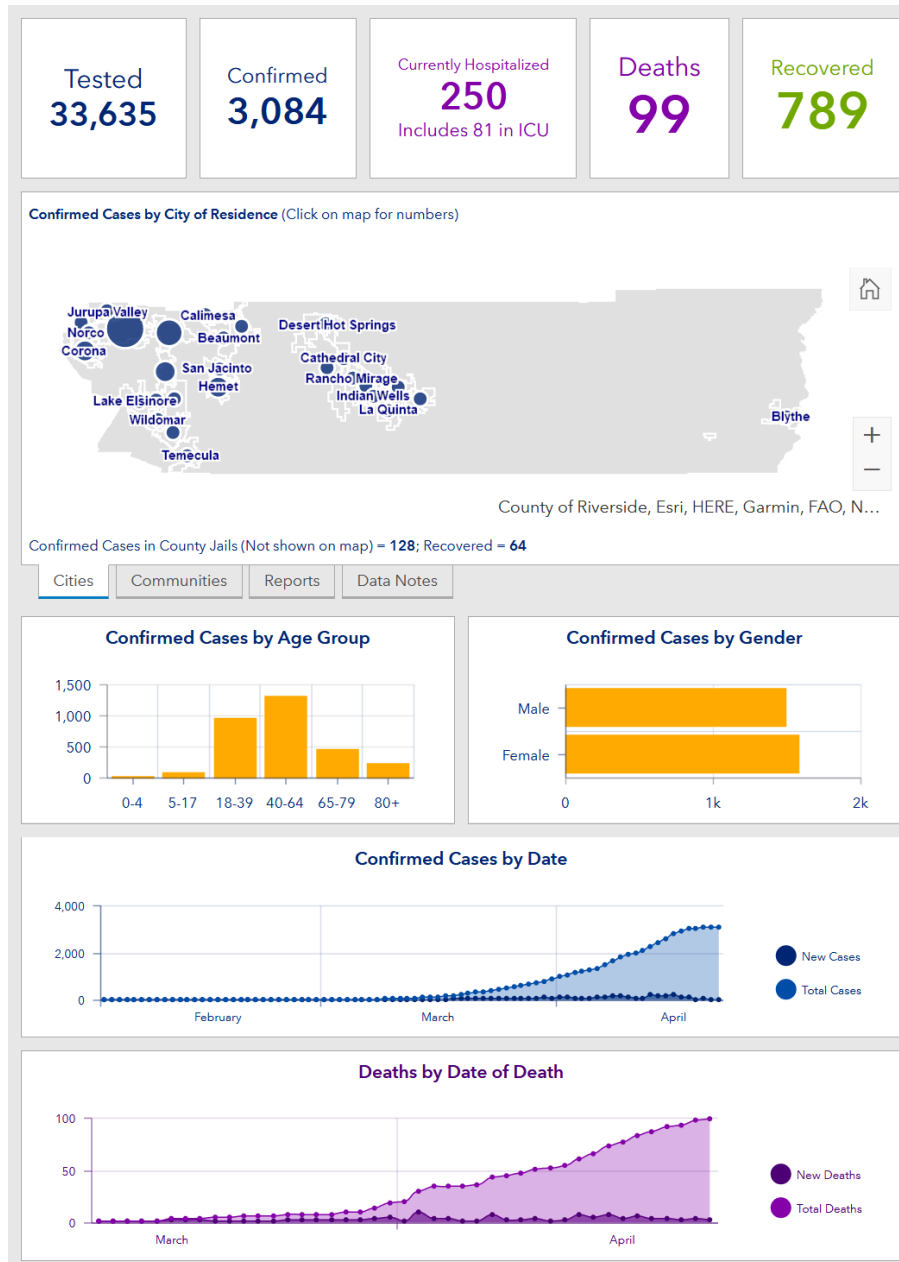
Estimated Population 2,424,790

<https://www.rivcoph.org/>

<https://www.rivcoph.org/coronavirus>

RUHS Public Health:

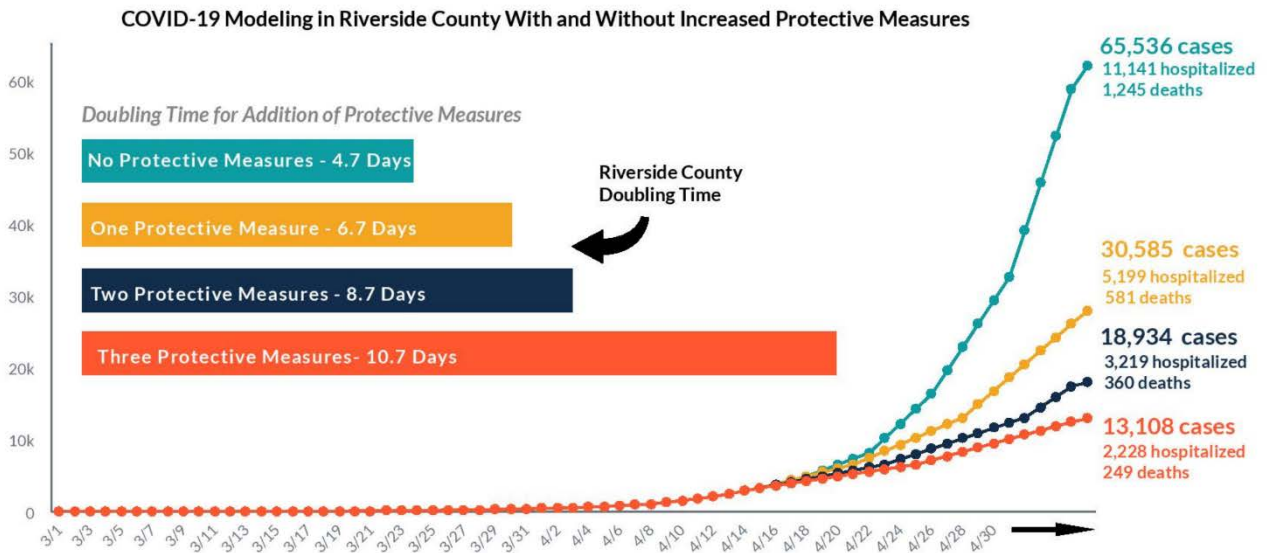
- [POINT OF CARE TESTING FOR COVID-19](#) 4.22.20
- [Assessment For Temporary Housing](#) 4.21.20
- [Discharge and Motel Placement Process final](#) 4.21.20
- [N95 Mask Guidelines](#) 4.21.20



The case doubling rate in riverside county has increased to about **9.4** days that is far better than the **4.7** days we had on April 1

How Protective Measures Can "Flatten the Curve" for COVID-19

April 14th, 2020



Protective Measures include strategies such as Staying at Home, Covering the Face, and Testing.



1 STAY IN PLACE



2 MAINTAIN YOUR SPACE



3 COVER YOUR FACE



MEDICAL MASKS SUCH AS SURGICAL AND N95 MASKS ARE IN SHORT SUPPLY AND NEEDED BY HEALTH CARE PROFESSIONALS.

TO PREVENT SHORTAGES, THE PUBLIC SHOULD AVOID PURCHASING THESE MASKS.

Other Local County Links

Imperial County:

<http://www.icphd.org/health-information-and-resources/healthy-facts/covid-19>

<https://www.arcgis.com/apps/opsdashboard/index.html#/684c52c01a0c4dbda380d7b905ef0b46>

Kern County:

<https://kernpublichealth.com/2019-novel-coronavirus/>

Los Angeles County:

<http://publichealth.lacounty.gov/media/Coronavirus/>

Orange County:

https://www.ochealthinfo.com/phs/about/epidasmt/epi/dip/prevention/novel_coronavirus

San Bernardino County:

<http://wp.sbcounty.gov/dph/coronavirus/>

San Diego County:

https://www.sandiegocounty.gov/content/sdc/hhsa/programs/phs/community_epidemiology/dc/2019-nCoV/status.html

San Luis Obispo County:

<https://www.emergencyslo.org/en/covid19.aspx>

Santa Barbara County:

<https://publichealthsbc.org/>

<https://publichealthsbc.org/dashboard/>

Ventura County

<https://www.vcemergency.com/>