



## Daily Situation Summary Monday, April 13, 2020 As of 10:00 AM

**Always check with trusted sources for the latest accurate information about novel coronavirus.**

- **World Health Organization**  
<https://www.who.int/>
- **Centers for Disease Control and Prevention**  
<https://www.cdc.gov/>
- **Food and Drug Administration**  
<https://www.fda.gov/emergency-preparedness-and-response/counterterrorism-and-emerging-threats/coronavirus-disease-2019-covid-19>
- **California Department of Public Health**  
<https://www.cdph.ca.gov/>
- **County Department/Public Health**  
<https://www.rivcoph.org/>
- **Residents in most counties can call 2-1-1**

**This can't be real? Fact-checking resources.**

- Boom - <https://www.boomlive.in/>
- Snopes - <https://www.snopes.com/>
- FEMA - <https://www.fema.gov/coronavirus-rumor-control>
- WHO - <https://www.who.int/about/communications/cyber-security>

**Need PPE?** - I have not vetted these sources

- 1Point3Acres - <https://coronavirus.1point3acres.com/ppe>
- Biotechnology Innovation Organization (BIO).  
The BIO Coronavirus Hub – [https://hub.bio.org/landing-page/community-home?mkt\\_tok=eyJpIjoiWW1FeFpqYzJPRFJrWWpKaSIsInQiOiJaS1ZpSWE2czZpdFwvUETkKCsxUFZDK29MdzA2K3FMNTEyRDlocjJyMDJDN2FoRzR3RHxU1o3QTY2QWczdmdvbGlpcCRHZzUTI/EQ3ZUWklyZXFPmzdxQ0NFWU5EeFFjU0ZqWXBwT1wvQlZZVnk5IVTZPMldcL3NlbTJRXC96M042YWtOclAifQ%3D%3D](https://hub.bio.org/landing-page/community-home?mkt_tok=eyJpIjoiWW1FeFpqYzJPRFJrWWpKaSIsInQiOiJaS1ZpSWE2czZpdFwvUETkKCsxUFZDK29MdzA2K3FMNTEyRDlocjJyMDJDN2FoRzR3RHxU1o3QTY2QWczdmdvbGlpcCRHZzUTI/EQ3ZUWklyZXFPmzdxQ0NFWU5EeFFjU0ZqWXBwT1wvQlZZVnk5IVTZPMldcL3NlbTJRXC96M042YWtOclAifQ%3D%3D)

# Quick Reference Sheet

## Global Update:

**Total cases:** 1,521,252 (84,644 new)

**Total deaths:** 108,432 ( 6,250 new)

More detail on page 3

## National Update:

**Total cases:** 525,704

**Total deaths:** 20,486

More detail on page 5

## State California Update:

**Total cases:** 21,794

**Total deaths:** 651

More detail on page 9

## Riverside County:

**Total cases:** 1,619

**Total deaths:** 41

More detail on page 11

## Prediction modeling sites.

- Using CHME modeling data - <https://penn-chime.phl.io/>
- Using IHME modeling data - <https://covid19.healthdata.org/projections>

**\*\*Extraordinary Assumptions:** There are a lot of different data sources in this report not all of them match but aid to provide an overall picture of the current situation  
**COVID-19 Data Source Comparison** - [https://covid-19.splunkforgood.com/covid\\_19\\_datasource\\_comparison](https://covid-19.splunkforgood.com/covid_19_datasource_comparison)

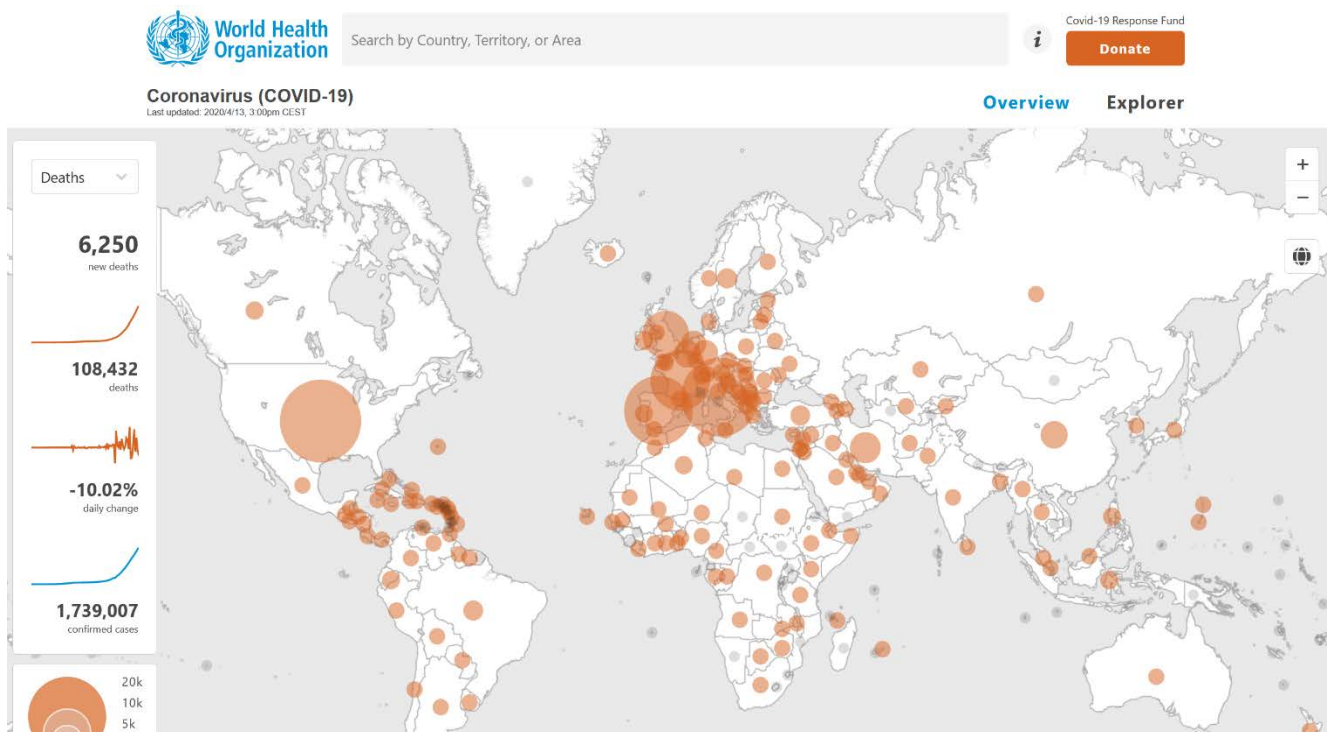
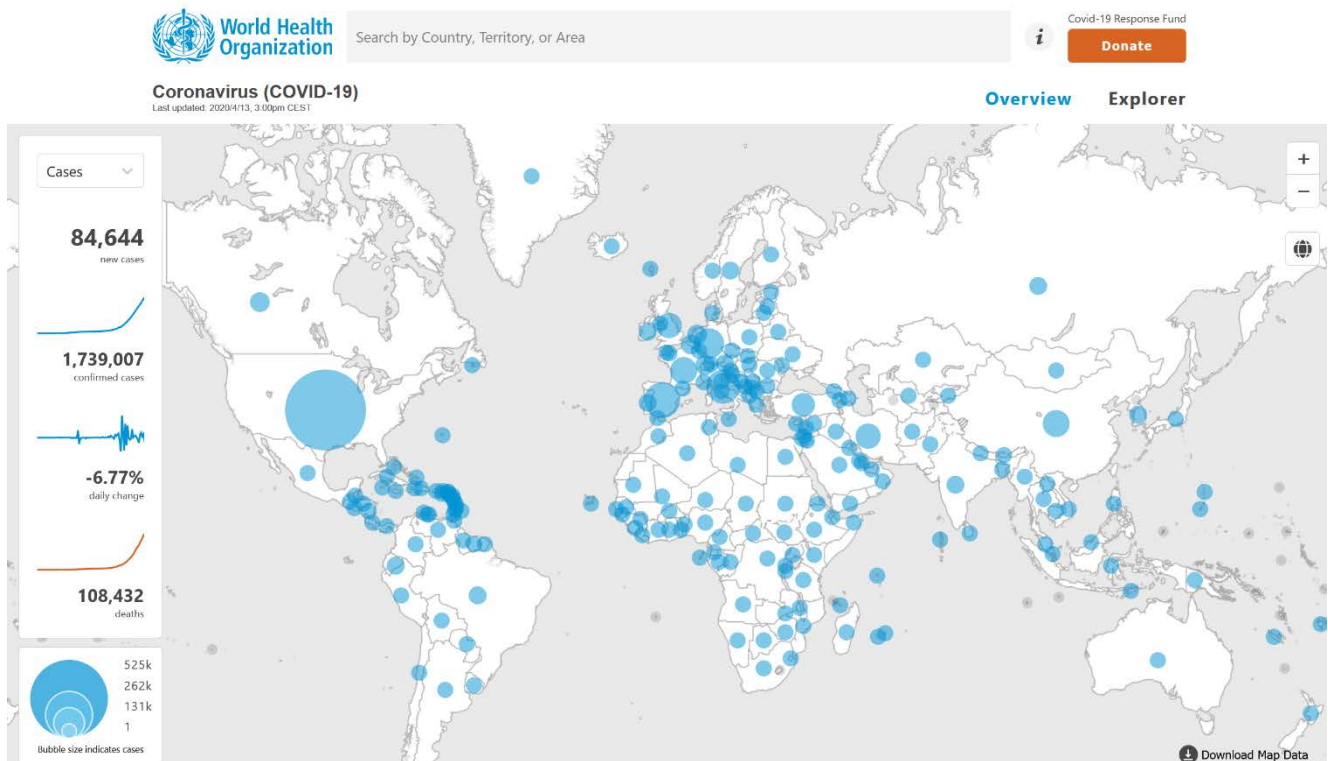
# Global Update:

Total cases: 1,521,252 (84,644 new)

Total deaths: 108,432 (6,250 new)

[https://www.who.int/redirect-pages/page/novel-coronavirus-\(covid-19\)-situation-dashboard](https://www.who.int/redirect-pages/page/novel-coronavirus-(covid-19)-situation-dashboard)

Globally, as of 2:00am CEST, 13 April 2020, there have been 1,773,086 confirmed cases of COVID-19, including 111,652 deaths, reported to WHO.



Location	Cases	Deaths	Fatality rate	Active	Recovered	Population	Cases/1M	Death/10M
World	1,846,680	114,091	6.2%	1,310,867	421,722	7,594,270,356	243	150
US	555,313	22,020	4%	500,305	32,988	327,167,434	1,697	673
Italy	156,263	19,899	12.7%	102,253	34,211	60,431,283	2,587	3,292
Spain	166,831	17,209	10.3%	87,231	62,391	46,723,749	3,570	3,683
France	133,670	14,412	10.8%	91,789	27,469	66,987,244	1,995	2,151
United Kingdom	85,077	10,629	12.5%	3,906	542	66,488,991	1,279	1,598
Iran	71,686	4,474	6.2%	23,318	43,894	81,800,269	876	546
Belgium	29,647	3,600	12.1%	19,584	6,463	11,422,068	2,595	3,151
China	63,522	3,349	4%	2,108	78,065	1,392,730,000	59	24
Germany	121,854	3,022	2.4%	64,532	60,300	82,927,922	1,541	364
Netherlands	25,746	2,747	10.7%	22,704	295	17,231,017	1,494	1,594
Brazil	22,192	1,223	5.5%	20,796	173	209,468,333	105	58
Turkey	56,956	1,198	2.1%	52,312	3,446	82,319,724	681	145
Switzerland	25,415	1,106	4.4%	11,609	12,700	8,516,543	2,984	1,298
Sweden	10,483	899	8.6%	9,203	381	10,183,175	1,029	882
Canada	24,299	714	2.9%	16,462	7,123	37,058,856	655	192
Portugal	16,585	504	3%	15,804	277	10,281,762	1,613	490
Indonesia	4,241	373	8.8%	3,509	359	267,663,435	15	13
Austria	13,945	350	2.5%	6,608	6,987	8,847,037	1,576	395
Ireland	9,655	334	3.5%	9,296	25	4,853,506	1,989	688
Ecuador	7,466	333	4.5%	6,632	501	17,084,357	437	194

<https://coronavirus.1point3acres.com/en/world>

## Global News Reports:

### WHO has published a document "Target Product Profiles for COVID-19 Vaccines"

[https://www.who.int/blueprint/priority-diseases/key-action/WHO\\_Target\\_Product\\_Profiles\\_for\\_COVID-19\\_web.pdf](https://www.who.int/blueprint/priority-diseases/key-action/WHO_Target_Product_Profiles_for_COVID-19_web.pdf)

### All the cruise ships that have had confirmed cases of COVID-19 onboard

<https://www.businessinsider.com/cruise-ships-with-confirmed-covid-19-cases-during-coronavirus-pandemic-2020-4>

### Satellites Are Helping to Track Food Supplies in Coronavirus Era

- Orbital Insight, a California-based Big Data company that uses satellites, drones, balloons and cell phone geolocation data to track what's happening on Earth, has seen inquiries about monitoring food supplies double in the past two months, according to James Crawford, founder and chief executive officer of the company.

<https://www.bloomberg.com/news/articles/2020-04-12/satellites-are-helping-to-track-food-supplies-in-era-of-virus>

### OPEC, Oil Nations Agree to Nearly 10 Million Barrel Cut Amid Virus

<https://www.ttnews.com/articles/opec-oil-nations-agree-nearly-10-million-barrel-cut-amid-virus>

SHIP	PARENT COMPANY	CONFIRMED COVID-19 CASES
Diamond Princess	Carnival Corp.	712
Ruby Princess	Carnival Corp.	612
Oasis of the Seas	Royal Caribbean Cruises	157
Grand Princess	Carnival Corp.	78
Celebrity Eclipse	Royal Caribbean Cruises	76
MS A'Sara	Gate 1 Travel	45
Disney Wonder	Walt Disney Company	38
Costa Luminosa	Carnival Corp.	36
Symphony of the Seas	Royal Caribbean Cruises	31
Artania	Phoenix Reisen	27
Voyager of the Seas	Royal Caribbean Cruises	26
Ovation of the Seas	Royal Caribbean Cruises	23
Carnival Freedom	Carnival Corp.	14
Celebrity Solstice	Royal Caribbean Cruises	11
Zaandam	Carnival Corp.	9
World Dream	Genting Hong Kong	8
Silver Explorer	Royal Caribbean Cruises	6
Costa Favolosa	Carnival Corp.	6
MS Braemar	Bonheur ASA	5
Marella Explorer 2	TUI Group	5
Majesty of the Seas	Royal Caribbean Cruises	2
Costa Magica	Carnival Corp.	2
Celebrity Apex	Carnival Corp.	2
MSC Opera	Mediterranean Shipping Company	2
Jewel of the Seas	Royal Caribbean Cruises	2
Sun Princess	Carnival Corp.	1
Carnival Valor	Carnival Corp.	1
Celebrity Infinity	Royal Caribbean Cruises	1
Explorer of the Seas	Royal Caribbean Cruises	1
Norwegian Bliss	Norwegian Cruise Line Holdings	1
Norwegian Breakaway	Norwegian Cruise Line Holdings	1
Silver Shadow	Royal Caribbean Cruises	1
Costa Victoria	Carnival Corp.	1
Norwegian Encore	Norwegian Cruise Line Holdings	1
MSC Fantasia	Mediterranean Shipping Company	1

Sources: CDC; The Guardian; KJUS; NBC News; CNN; Independent; Western Australia DOH; The New South Wales Ministry of Health; Australian Broadcasting Corporation; Holland America PR; Miami Herald; COVID-19 Cruise Tracker; NY Times; USA Today; Seatrade Cruise News; WGBW; South Florida Sun Sentinel; SILive.com; WESH; TUI Group; Cruise Law News; The Daily Mail; Axios  
Updated as of April 9, 2020. BUSINESS INSIDER

## National Update:

### Cases of COVID-19 Reported in the US, by Source of Exposure

Total cases: **525,704** (new)

Total deaths: **20,486** (new)

Reporting cases: 55 (50 states, DC, Puerto Rico, Guam, Marianas & Virgin Islands)

Numbers close out at 4 p.m. the day before reporting

<https://www.cdc.gov/coronavirus/2019-ncov/cases-updates/cases-in-us.html>

### COVID-19 Situation in the Region of the Americas as of 9 April 2020 (14:00 EST)

- In the Region of the Americas, the Island of Saba which is one of the three (3) islands together known as (BES Islands) – Bonaire, Sint Eustatius and Saba – and part of the Dutch Caribbean – reported their first confirmed COVID-19 case in a local resident with no travel history. Of the other two islands, Sint Eustatius reported 2 cases to date and Bonaire is yet to report any case/death.

<https://www.paho.org/en/topics/coronavirus-infections/coronavirus-disease-covid-19>

Location	Cases	Deaths	Fatality rate	Active	Recovered	Population	Cases/1M	Death/10M
World	1,846,680	114,091	6.2%	1,310,867	421,722	7,594,270,356	243	150
<input checked="" type="checkbox"/> US	555,313	22,020	4%	500,305	32,988	327,167,434	1,697	67.3
NY	190,288	10,056	5.3%	154,467	25,765	19,453,561	9,781	5,169
NJ	61,850	2,350	3.8%	59,145	355	8,882,190	6,963	2,645
MA	25,475	756	3%	23,990	729	6,892,503	3,696	1,096
MI	24,638	1,487	6%	22,718	433	9,986,857	2,467	1,488
CA	23,324	682	2.9%	21,664	978	39,512,223	590	172
PA	23,036	561	2.4%	22,256	219	12,801,989	1,799	438
IL	20,852	720	3.5%	19,905	227	12,671,821	1,645	568
LA	20,595	840	4.1%	19,755	0	4,648,794	4,430	1,806
FL	19,895	461	2.3%	19,434	0	21,477,737	926	214
TX	13,886	296	2.1%	11,522	2,068	28,995,881	478	102
GA	12,550	442	3.5%	11,768	340	10,617,423	1,182	416
CT	12,035	554	4.6%	11,447	34	3,565,287	3,375	1,553
WA	10,530	510	4.8%	8,695	1,325	7,614,893	1,382	669
MD	8,936	262	2.9%	8,080	594	6,045,680	1,478	433
IN	7,928	343	4.3%	7,480	105	6,732,219	1,177	509
CO	7,307	290	4%	6,905	112	5,758,736	1,268	503
OH	6,604	253	3.8%	6,339	12	11,689,100	564	216
VA	5,747	149	2.6%	5,596	2	8,535,519	673	174
TN	5,508	106	1.9%	3,898	1,504	6,829,174	806	155
NC	4,602	91	2%	4,186	325	10,488,084	438	86
MO	4,272	118	2.8%	3,963	191	6,137,428	696	192
AL	3,616	96	2.7%	3,520	0	4,903,185	737	195
AZ	3,542	115	3.2%	3,424	3	7,278,717	486	157
Military	3,509	14	0.4%	3,144	351	0		
WI	3,341	144	4.3%	3,113	84	5,822,434	573	247
SC	3,320	82	2.5%	3,238	0	5,148,714	644	159

<https://coronavirus.1point3acres.com/en/world>



# FEMA - COVID-19 WHOLE-OF-AMERICA RESPONSE

FEMA, HHS, and our federal partners work with state, local, tribal and territorial governments to execute a whole-of-America response to COVID-19 pandemic and protect the health and safety of the American people. Even as FEMA is focused on responding to COVID-19, we are also preparing and maintaining readiness for other disasters to include spring flooding, severe weather and the upcoming hurricane season.

- FEMA continues to expedite movement of commercially pre-sourced and commercially procured critical supplies from the global market to medical distributors in various locations across the U.S. through Project Airbridge.
- Data and information-sharing are critical for moving forward in this response and equipping areas expected to be the next medical hot spots.
  - Considering both scarcity of ventilators in the Strategic National Stockpile (SNS) and current capacity of the private sector to meet demand, the federal government has adopted a process to manage allocation of federal ventilator resources to ensure the right amount of ventilators are shipped to the to the right states to sustain life within a 72-hour window.
  - Emergency managers and public health officials submit requests for ventilators to FEMA/HHS, providing detailed data on total medical/ hospital beds; total acute care (ICU) beds; normal occupancy; predicted surge occupancy; and number of ventilators available in the state.
  - States can send requests outside of the 72-hour window for consideration by the federal government; allocation decisions and/or shipments, however, should not be expected until the state is within the immediate 72-hour window.
  - Hospital administrators across the country are being asked to provide daily reports on testing, capacity, supplies, utilization, and patient flows to facilitate the ongoing public health response.
- On April 11, FEMA issued guidance on the framework, policy details and requirements for determining the eligibility for FEMA reimbursement of states purchasing and distributing food to meet the immediate needs of those who do not have access to food as a result of COVID-19 and to protect the public from the spread of the virus.

## COVID-19 Update

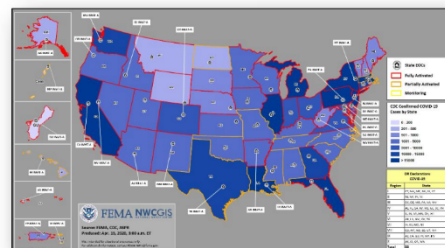
**Situation:** FEMA, HHS, and federal partners are working with state, local, tribe, and territorial governments to execute a whole-of-America response to the COVID-19 pandemic. The federal government is coordinating the deployment of PPE and ventilators from multiple sources including SNS, donations, and vendor procurements. These shipments are being sent nationwide with prioritization given to areas in greatest need.

**State / Local Response:**

- All State / Territory EOCs activated
- 42 states, D.C., 4 territories and 37 tribes issued shelter-in-place orders

**FEMA / Federal Response:** (COVID-19 SLB, 5:00 p.m. ET, Apr 12)

- NRCC: Level I in unified effort with HHS SOC; all RRCCs activated
- IMAT-A teams deployed to 26 states; LNOs deployed to 37 states, territories, & tribes
- 55 Major Disaster Declarations approved
- 325 Individual Medical Area personnel deployed; 251 currently supporting 7 of 11 NYC hospitals; 18 en route to Philadelphia hospitals; 20 onboarding at Javits; 35 en route to NYC hospitals; 1 restriction of movement (non-COVID)
- NYC: 4 Urban Augmentation Medical Task Forces / 340 personnel ISO JNYMS
- NJ: 1 UAMTF / 137 personnel deployed to ACS Edison, 1 deployed to Atlantic City
- MI: ACS TCF Convention Center in Detroit began initial operations; 25 patients seen; 1 UAMTF with 75 personnel arrived Detroit; 1 patient seen
- NY: 3,519 NG activated; 169 confirmed positive for COVID-19; 400 quarantined
- OH: Blood Center to work with hospitals in collecting plasma donations; anticipated testing of plasma transfusions for patients by end of April
- 95 public health labs using CDC assay (50 states plus DC, Guam PR, and USVI)



COVID-19 Cases	Confirmed	Deaths
United States	555,842 (+26,361)	22,065 (+1,419)
Worldwide	1,696,588 (+85,679)	105,952 (+6,262)

(COVID-19 Response update, as of 3:00 a.m. ET, Apr 13)

## National State & Local News Reports:

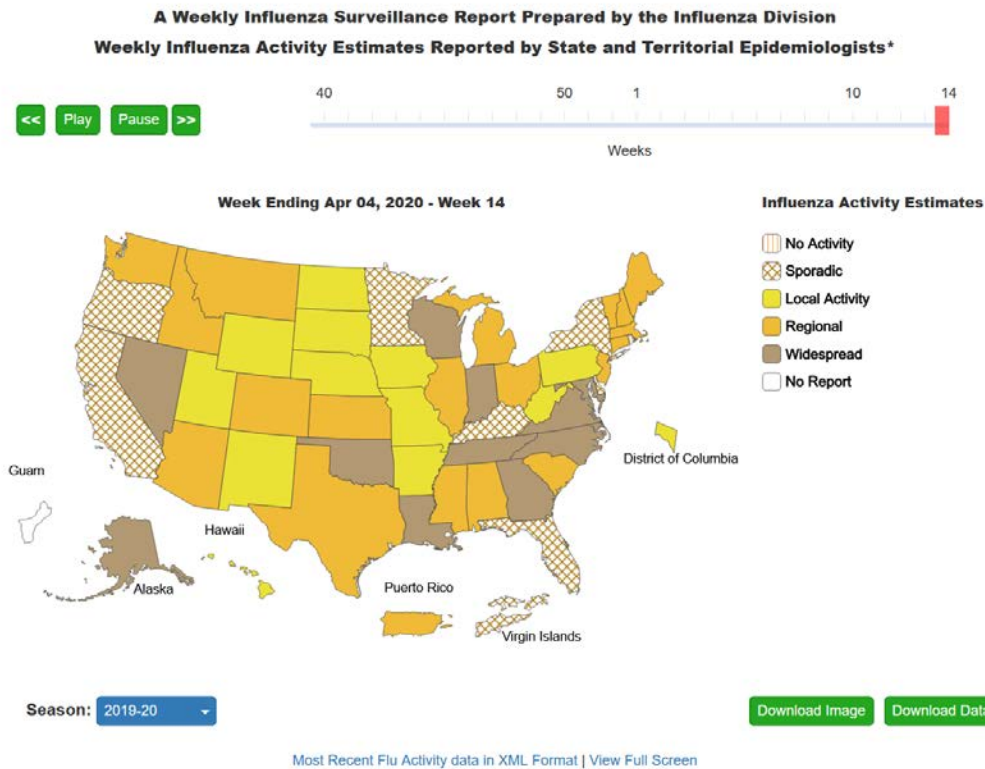
### Hospitalization Rates and Characteristics of Patients Hospitalized with Laboratory-Confirmed Coronavirus Disease 2019 — COVID-NET, 14 States, March 1–30, 2020

- Morbidity and Mortality Weekly Report (MMWR)  
[https://www.cdc.gov/mmwr/volumes/69/wr/mm6915e3.htm?s\\_cid=mm6915e3\\_e](https://www.cdc.gov/mmwr/volumes/69/wr/mm6915e3.htm?s_cid=mm6915e3_e)

### CDC is recommending the use of a cloth face covering

- CDC recommends wearing cloth face coverings in public settings where other social distancing measures are difficult to maintain (e.g., grocery stores and pharmacies), especially in areas of significant community-based transmission.
- Cloth face coverings should not be placed on young children under age 2, anyone who has trouble breathing, or is unconscious, incapacitated or otherwise unable to remove the mask without assistance.
- The cloth face coverings recommended are not surgical masks or N-95 respirators. Medical face masks are critical supplies that should be reserved for healthcare workers and other first responders, as recommended by CDC.
- The cloth face cover is not a substitute for social distancing.  
<https://www.cdc.gov/coronavirus/2019-ncov/prevent-getting-sick/diy-cloth-face-coverings.html>  
<https://www.cdc.gov/coronavirus/2019-ncov/downloads/DIY-cloth-face-covering-instructions.pdf>

## Weekly US Map: Influenza Summary Update



\*This map indicates geographic spread and does not measure the severity of influenza activity.

<https://www.cdc.gov/flu/weekly/usmap.htm>

## **Experts are talking a lot about the importance of "contact tracing." Here's exactly what that means**

[https://www.cnn.com/world/live-news/coronavirus-pandemic-04-13-20/h\\_94e5bb9d51420209b67ed3f092ea5bca](https://www.cnn.com/world/live-news/coronavirus-pandemic-04-13-20/h_94e5bb9d51420209b67ed3f092ea5bca)

## **Amazon is hiring 75,000 more workers to keep up with demand during**

- Amazon plans to hire 75,000 more workers to meet increased demand for household essentials and other goods spurred by the coronavirus pandemic.
- The tech giant on Monday also said it has hired 100,000 new workers for its distribution centers since announcing plans to do so in mid-March.
- Amazon said it now expects to spend more than \$500 million in pay increases for workers, up from its previous expectation of \$350 million.

[https://www.cnn.com/world/live-news/coronavirus-pandemic-04-13-20/h\\_78be53aaef28f13833699b73f77f93cd](https://www.cnn.com/world/live-news/coronavirus-pandemic-04-13-20/h_78be53aaef28f13833699b73f77f93cd)

## **US Supreme Court will hear some cases by telephone**

[https://www.cnn.com/world/live-news/coronavirus-pandemic-04-13-20/h\\_eca2a637e31269c26ed1741fd727e60d](https://www.cnn.com/world/live-news/coronavirus-pandemic-04-13-20/h_eca2a637e31269c26ed1741fd727e60d)

## **Riverside County seeks volunteers for coronavirus fight**

- Riverside County is asking for volunteers to help in medical and non-medical capacities as part of the county's response to the novel coronavirus pandemic.

<https://www.pe.com/2020/04/12/riverside-county-seeks-volunteers-for-coronavirus-fight/>

[https://www.rivcoph.org/Portals/0/Documents/CoronaVirus/April/News/4.11.20\\_volunteers\\_needed.pdf?ver=2020-04-11-181338-717&timestamp=1586654061023](https://www.rivcoph.org/Portals/0/Documents/CoronaVirus/April/News/4.11.20_volunteers_needed.pdf?ver=2020-04-11-181338-717&timestamp=1586654061023)

## **Trailers for homeless with coronavirus symptoms set up at Glen Helen Regional Park**

- About 20 trailers set up at Glen Helen Regional Park will play a key role in slowing the novel coronavirus spread among the local homeless population and community.
- The trailers, purchased by the state, arrived Thursday, April 9, at the park near the Cajon Pass in San Bernardino County. They will house homeless individuals and families who have tested positive for COVID-19 or are suspected to have the illness.

<https://www.pe.com/2020/04/11/trailers-for-homeless-with-coronavirus-symptoms-set-up-at-glen-helen-regional-park/>

## **Coronavirus patient's recovery after 20 days on ventilator is a miracle for family, a welcome boost for doctors**

- Carson resident Ramon Zuniga — who spent 28 days in the intensive care unit, 20 of them in a coma on a ventilator — went home from Providence Little Company of Mary Medical Center Torrance on Easter Sunday.
- The 50-year-old Zuniga was released from the hospital with a hero's sendoff from the doctors and nurses who helped save his life. Nurses and doctors applauded and cheered wildly in the hotel lobby in an impromptu celebration of Zuniga's life — as well as a celebration of the medical team's ability to save it.

<https://www.pe.com/2020/04/13/coronavirus-patients-recovery-after-20-days-on-ventilator-is-a-miracle-for-family-a-welcome-boost-for-doctors/>

## **80 inmates, 55 sheriff's workers in Riverside County have coronavirus**

- Of the 80 inmates, 16 have recovered and are no longer quarantined, the Sheriff's Department said in a Tweet on Saturday. Of the 55 employees, three have returned to work, and "several" are expected to do so as they recover in coming weeks.

<https://www.pe.com/2020/04/11/80-inmates-55-sheriffs-workers-in-riverside-county-have-coronavirus/>



# State California Update:

## COVID-19 in California by the Numbers

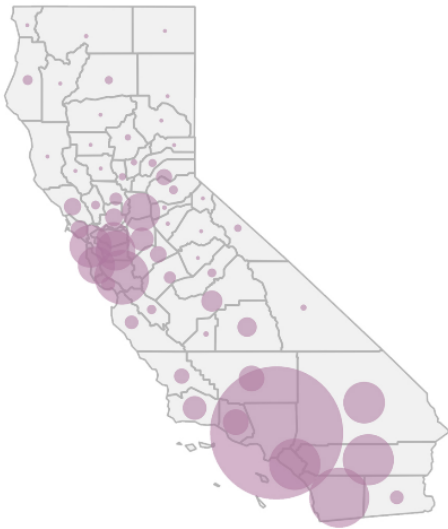
**Total cases:** 21,794 (new)  
**Total deaths:** 651 (new)

Note: The following numbers reflect information received from local health jurisdictions as of 2 p.m. PDT. More current numbers may be available from local health jurisdictions.

<https://www.cdph.ca.gov/Programs/CID/DCDC/Pages/Immunization/nCoV2019.aspx>

# California COVID-19 By The Numbers

April 12, 2020  
 Numbers as of April 11, 2020



For county-level data:  
[data.chhs.ca.gov](http://data.chhs.ca.gov)

## CALIFORNIA COVID-19 SPREAD

# 21,794

### Total Cases

#### Ages of Confirmed Cases

- 0-17: 330
- 18-49: 10,599
- 50-64: 5,941
- 65+: 4,870
- Unknown/Missing: 54

#### Gender of Confirmed Cases

- Female: 10,571
- Male: 10,926
- Unknown/Missing: 297

#### Hospitalizations

Confirmed COVID-19  
**2,917/1,145**  
 Hospitalized/in ICU

Suspected COVID-19  
**2,317/394**  
 Hospitalized/in ICU

# 651

### Fatalities

Stay Home. Save Lives.

[covid19.ca.gov](http://covid19.ca.gov)



## Testing Data

CA ⓘ	21,794 11.5%	168,534	13,200	203,528 (39,512,223)
------	-----------------	---------	--------	-------------------------

Test Locations:

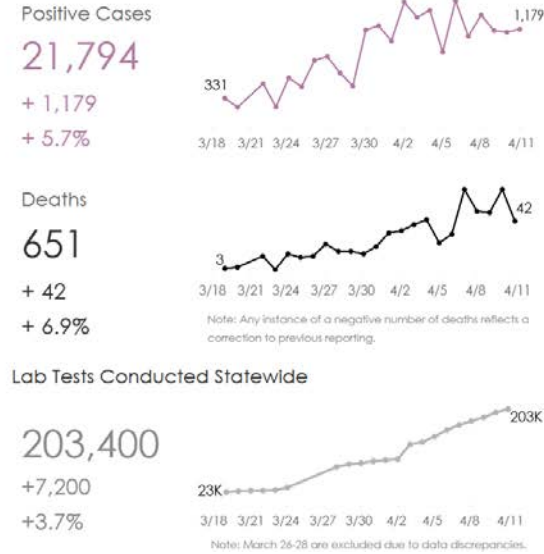
- San Francisco
- Palo Alto
- Hayward
- San Jose
- San Mateo
- Lake Elsinore
- Sacramento
- Martinez
- San Fernando Valley
- L.A. city
- L.A. city
- L.A. city
- L.A. city
- L.A. city
- Los Angeles
- Los Angeles
- Los Angeles
- L.A. city
- L.A. city
- L.A. city
- Fremont
- El Centro
- Calexico
- San Joaquin

<https://coronavirus.1point3acres.com/en/test?state=CA>

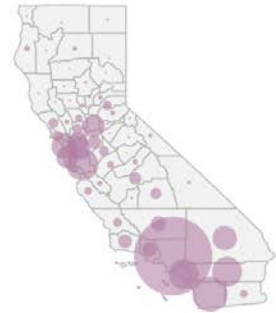
County Metrics by Positive Cases



California Case Statistics



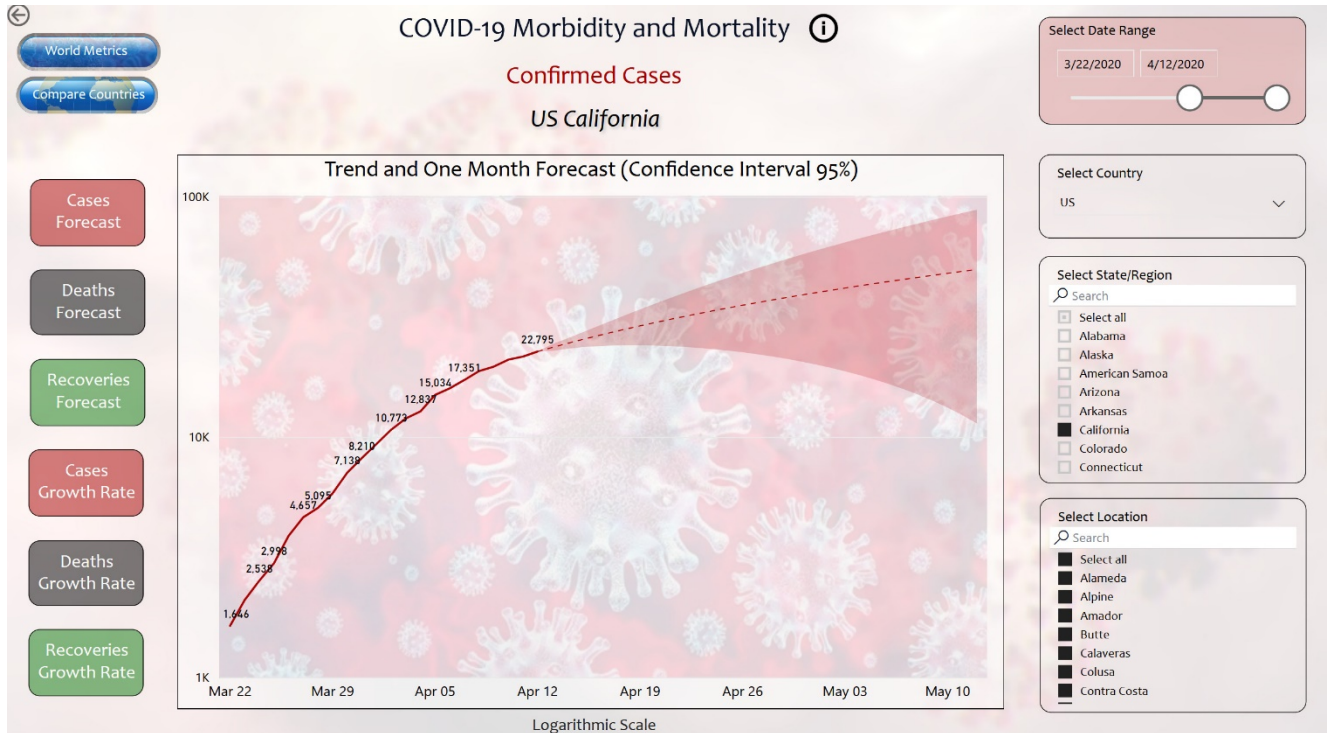
County Metrics by Positive Cases



Positive Case Demographics



[https://public.tableau.com/views/COVID-19PublicDashboard/Covid-19Public?:embed=y&:display\\_count=no&:showVizHome=no](https://public.tableau.com/views/COVID-19PublicDashboard/Covid-19Public?:embed=y&:display_count=no&:showVizHome=no)



<https://app.powerbi.com/view?r=eyJrljoiZDI5MWYxZTctNjQ1Mi00ZjM4LWE0NmQtNGE2NzI3Y2EwYjkiIiwidCI6ImYwNjdhMGY4LWlyNzQ1NGE5Ni1hMTcwLTJiY2JhNmlyYm11YSIsImMiOiZ9>

Federal Medical Stations (FMS) as of April 12, 2020:

Facility Name	County	Managed By	Bed Surge Potential	Number of Beds Operational	Patient Census	% Capacity	Status
Enloe Medical Center	Butte	Butte County	125	0	0	0	Site Up
The Craneway Pavilion	Contra Costa	Contra Costa County	250	0	0	0	Site Up
Fresno Convention and Entertainment	Fresno	Fresno County	250	0	0	0	Site Up
Los Angeles Convention Center	Los Angeles	Los Angeles County	250	0	0	0	Site Up
Riverside County Fairgrounds	Riverside	Riverside County	125	125	5	4%	Operational
Vacant Sears Building	Riverside	Riverside	125	0	0	0	Standby
San Mateo County Event Center	San Mateo	San Mateo County	250	50	0	0	Site Up
Palomar Medical Center	San Diego	San Diego County	250	0	0	0	Site Up
Santa Clara Convention Center	Santa Clara	Santa Clara County	250	250	0	0	Operational
Shasta Civic Auditorium	Shasta	Shasta County	125	125	0	0	Site Up
<b>Total</b>	-	-	<b>2,000 (-125)</b>	<b>550</b>	<b>5</b>	-	-

**Local SOCAL County Updates:**

**Riverside County:**

**COVID-19 by the Numbers**

**Total cases: 1,619**

**Total deaths: 41**

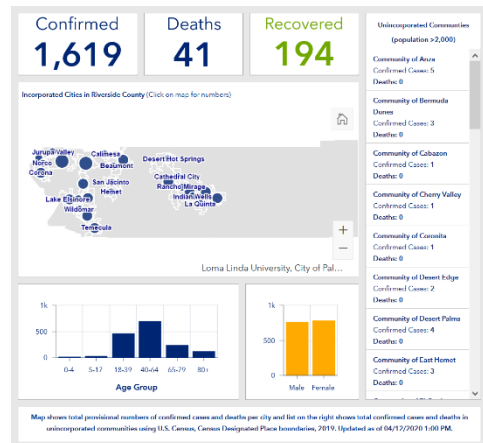
**Estimated Population 2,424,790**

<https://www.rivcoph.org/>

<https://www.rivcoph.org/coronavirus>

**RUHS Public Health:**

- Riverside County launches mobile app to report nonessential businesses  
<https://www.rivcoph.org/Portals/0/Documents/CoronaVirus/April/News/4920launchofapp.pdf?ver=2020-04-10-090016-707&timestamp=1586535076352>
- Fourth drive-up COVID-19 testing site scheduled to open in Perris  
<https://www.rivcoph.org/Portals/0/Documents/CoronaVirus/April/News/41120Perristestingite.pdf?ver=2020-04-11-161944-053&timestamp=1586647189637>
- County urges residents to volunteer for medical and nonmedical positions  
[https://www.rivcoph.org/Portals/0/Documents/CoronaVirus/April/News/4.11.20\\_volunteers\\_needed.pdf?ver=2020-04-11-181338-717&timestamp=1586654061023](https://www.rivcoph.org/Portals/0/Documents/CoronaVirus/April/News/4.11.20_volunteers_needed.pdf?ver=2020-04-11-181338-717&timestamp=1586654061023)



## Other Local County Links

### San Luis Obispo County:

<https://www.emergencyslo.org/en/covid19.aspx>

### Kern County:

<https://kernpublichealth.com/2019-novel-coronavirus/>

### Santa Barbara County:

<https://publichealthsb.org/>

<https://publichealthsb.org/dashboard/>

### Ventura County

<https://www.vcemergency.com/>

### Los Angeles County:

<http://publichealth.lacounty.gov/media/Coronavirus/>

### Orange County:

[https://www.ochealthinfo.com/phs/about/epidasmt/epi/dip/prevention/novel\\_coronavirus](https://www.ochealthinfo.com/phs/about/epidasmt/epi/dip/prevention/novel_coronavirus)

### San Bernardino County:

<http://wp.sbcounty.gov/dph/coronavirus/>

### Imperial County:

<http://www.icphd.org/health-information-and-resources/healthy-facts/covid-19>

<https://www.arcgis.com/apps/opsdashboard/index.html#/684c52c01a0c4dbda380d7b905ef0b46>

### San Diego County:

[https://www.sandiegocounty.gov/content/sdc/hhsa/programs/phs/community\\_epidemiology/dc/2019-nCoV/status.html](https://www.sandiegocounty.gov/content/sdc/hhsa/programs/phs/community_epidemiology/dc/2019-nCoV/status.html)

## Education Updates:

### California Community Colleges Chancellor's Office (CCCCO)

- Established a website for COVID-19:

<https://www.cccco.edu/About-Us/Chancellors-Office/Divisions/Communications-and-Marketing/Novel-Coronavirus>

### California Department of Education (CDE)

<https://www.cde.ca.gov/ls/he/hn/coronavirus.asp>

### Riverside County Office of Education (RCOE)

<https://www.rcoe.us/>

Established a website at: <https://www.rcoe.us/coronavirus/>

Educational Resources for Remote Learning:

<https://www.rcoe.us/educational-services/educational-resources-remote-learning/>