

Daily Situation Summary

Thursday, April 9, 2020

As of 10:00 PM



Always check with trusted sources for the latest accurate information about novel coronavirus.

- **World Health Organization**
<https://www.who.int/>
- **Centers for Disease Control and Prevention**
<https://www.cdc.gov/>
- **Food and Drug Administration**
<https://www.fda.gov/emergency-preparedness-and-response/counterterrorism-and-emerging-threats/coronavirus-disease-2019-covid-19>
- **California Department of Public Health**
<https://www.cdph.ca.gov/>
- **County Department/Public Health**
<https://www.rivcoph.org/>
- **Residents in most counties can call 2-1-1**

This can't be real? Fact-checking resources.

- Boom - <https://www.boomlive.in/>
- Snopes - <https://www.snopes.com/>
- FEMA - <https://www.fema.gov/coronavirus-rumor-control>
- WHO - <https://www.who.int/about/communications/cyber-security>

Need PPE? - <https://coronavirus.1point3acres.com/ppe> I have not vetted this source.

Quick Reference Sheet

Global Update:

Total cases: 1,43,198 (73,639 new)

Total deaths: 85,522 (6,695 new)

More detail on page 3

National Update:

Total cases: 395,011 (20,682 new)

Total deaths: 12,754 (690 new)

More detail on page 6

State California Update:

Total cases: 16,957 (1,092 new)

Total deaths: 442 (68 new)

More detail on page 10

Riverside County:

Total cases: 1,179 (163 new)

Total deaths: 32 (4 new)

More detail on page 11

Updated Riverside County prediction model

More detail on page 12

Prediction modeling sites.

- Using CHME modeling data - <https://penn-chime.phl.io/>
- Using IHME modeling data - <https://covid19.healthdata.org/projections>

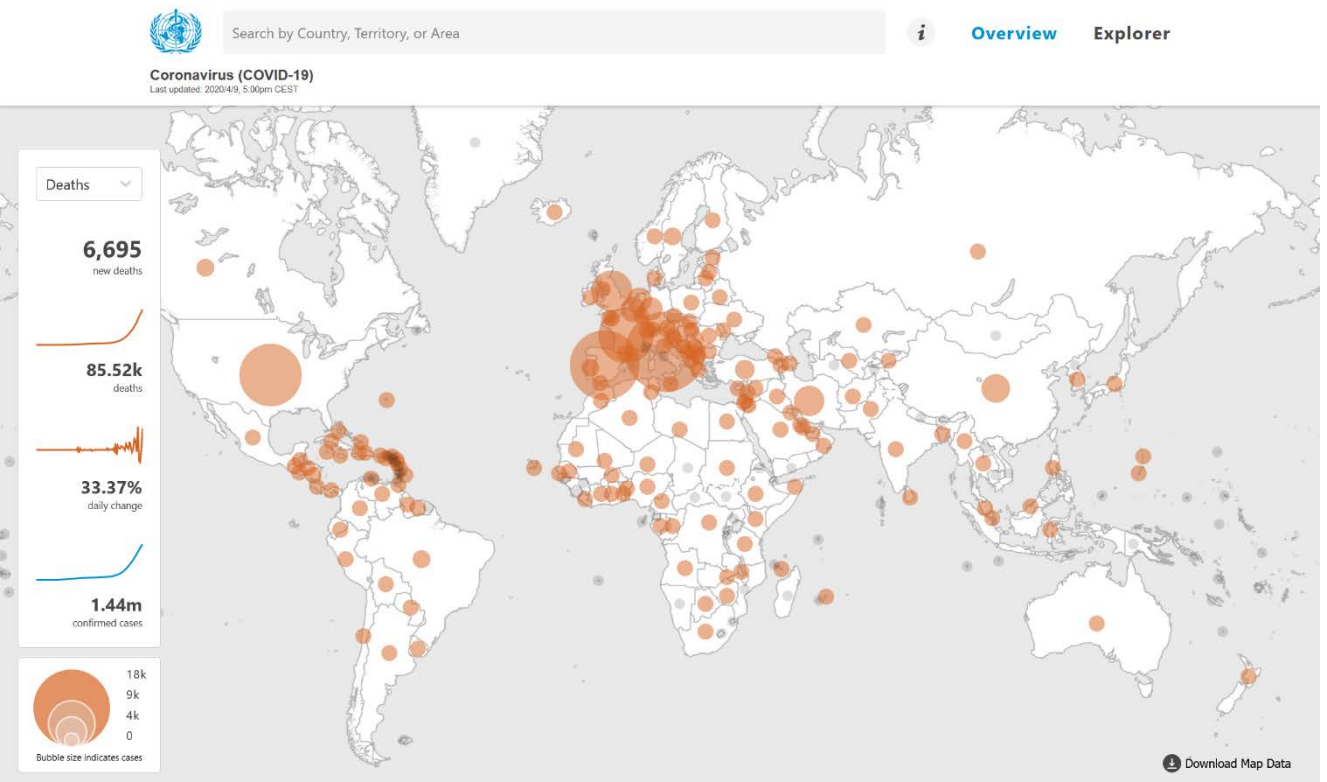
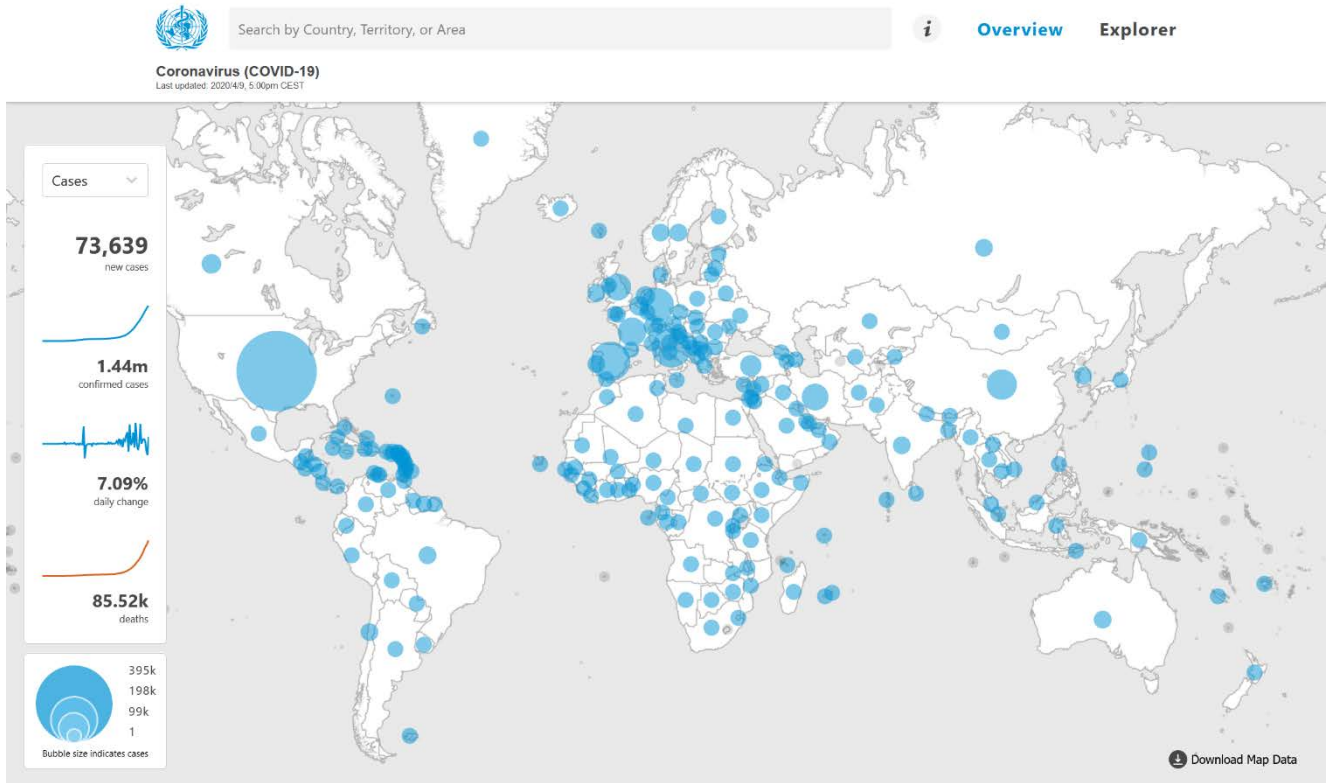
****Extraordinary Assumptions:** There are a lot of different data sources in this report not all of them match but aid to provide an overall picture of the current situation
COVID-19 Data Source Comparison - https://covid-19.splunkforgood.com/covid_19_datasource_comparison

Global Update:

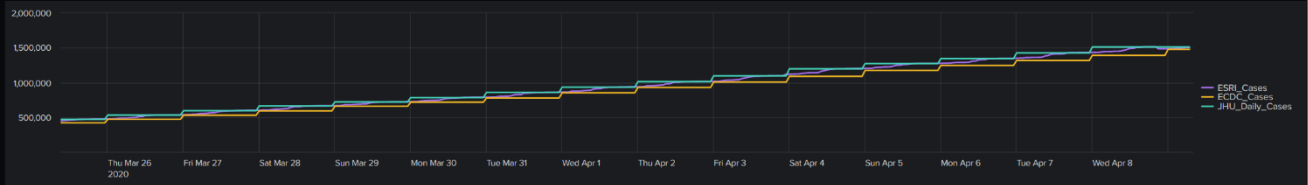
Total cases: 1,43,198 (73,639 new)
Total deaths: 85,522 (6,695 new)

Data Source – WHO -

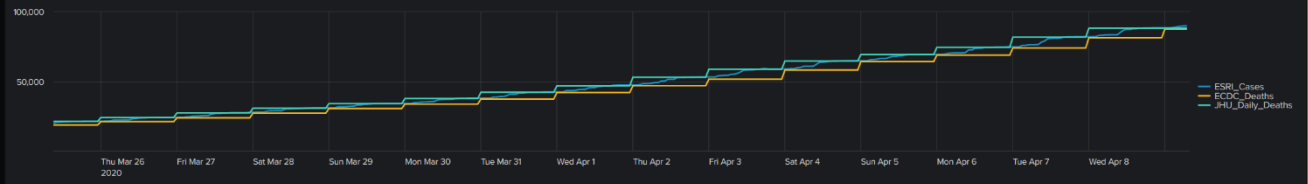
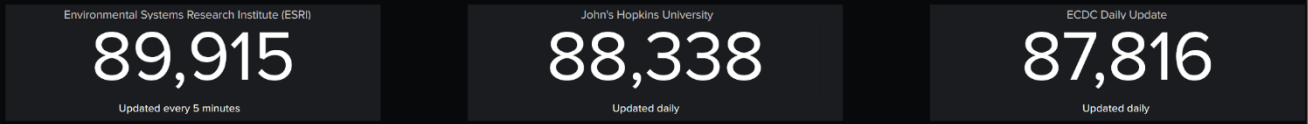
[https://www.who.int/redirect-pages/page/novel-coronavirus-\(covid-19\)-situation-dashboard](https://www.who.int/redirect-pages/page/novel-coronavirus-(covid-19)-situation-dashboard)



Total Confirmed Cases



Total Deaths



https://covid-19.splunkforgood.com/covid_19_datasource_comparison

Location	Cases	Deaths	Fatality rate	Active	Recovered	Population	Cases/1M	Death/10M
World	1,511,104	88,338	5.8%	1,094,105	328,661	7,594,270,356	198	116
US	429,052	14,695	3.4%	390,798	23,559	327,167,434	1,311	449
Spain	148,220	14,792	10%	85,407	48,021	46,723,749	3,172	3,165
Italy	139,422	17,669	12.7%	95,262	26,491	60,431,283	2,307	2,923
France	113,959	10,887	9.6%	81,620	21,452	66,987,244	1,701	1,625
Germany	113,296	2,349	2.1%	64,647	46,300	82,927,922	1,366	283
China	83,188	3,342	4%	2,218	77,628	1,392,730,000	59	23
Iran	64,586	3,993	6.2%	30,781	29,812	81,800,269	789	488
United Kingdom	61,354	7,111	11.6%	53,958	285	66,488,991	922	1,069
Turkey	38,226	812	2.1%	35,568	1,846	82,319,724	464	98
Belgium	23,403	2,240	9.6%	16,482	4,681	11,422,068	2,048	1,961
Switzerland	23,280	895	3.8%	12,585	9,800	8,516,543	2,733	1,050
Netherlands	20,682	2,255	10.9%	18,155	272	17,231,017	1,200	1,308
Canada	19,141	407	2.1%	14,580	4,154	37,058,856	516	109
Brazil	16,170	819	5.1%	15,224	127	209,469,333	77	39
Portugal	13,141	380	2.9%	12,565	196	10,281,762	1,278	369
Austria	12,942	273	2.1%	8,157	4,512	8,847,037	1,462	308
Korea, South	10,384	200	1.9%	3,408	6,776	51,635,256	201	38
Israel	9,404	73	0.8%	8,530	801	8,883,800	1,058	82
Russia	8,672	63	0.7%	8,029	580	144,478,050	60	4
Sweden	8,419	687	8.2%	7,527	205	10,183,175	826	674

<https://coronavirus.1point3acres.com/en/world>

Global News Reports:

Rational use of personal protective equipment for coronavirus disease (COVID-19) and considerations during severe shortages

- WHO's recommendations for the rational use of personal protective equipment (PPE) in health care and home care settings, as well as during the handling of cargo; it also assesses the current disruption of the global supply chain and considerations for decision making during severe shortages of PPE.

[https://www.who.int/publications-detail/rational-use-of-personal-protective-equipment-for-coronavirus-disease-\(covid-19\)-and-considerations-during-severe-shortages](https://www.who.int/publications-detail/rational-use-of-personal-protective-equipment-for-coronavirus-disease-(covid-19)-and-considerations-during-severe-shortages)
<https://apps.who.int/iris/rest/bitstreams/1274340/retrieve>

COVID-19 and Food Safety: Guidance for Food Businesses

- WHO has published this Codex of General Principles of Food Hygiene to lay down a firm foundation for implementing key hygiene controls at each stage of the food processing, manufacture, and marketing chain for the prevention of food contamination.

<https://www.who.int/publications-detail/covid-19-and-food-safety-guidance-for-food-businesses>
<https://apps.who.int/iris/rest/bitstreams/1274400/retrieve>

Two charged with terror offences over threats to spread COVID-19 Lady

- Coronavirus is now considered a "biological agent" in the US, so those who threaten to spread it can be charged with terrorism.

<https://news.sky.com/story/coronavirus-two-charged-with-terror-offences-over-threats-to-spread-covid-19-11970802>

'Heroic city' Wuhan ends lockdown with spectacular party 11 weeks after it was epicenter of crisis

- Authorities have begun allowing its 11 million residents to travel in and out of the sprawling city where the pandemic began without special authorization
- Under new rules that came into force as of midnight on Wednesday, people are allowed to enter and leave on the condition a mandatory smartphone application powered by a mix of data-tracking and government surveillance shows they are healthy and have not been in recent contact with anyone infected.

<https://news.sky.com/story/coronavirus-heroic-city-wuhan-ends-lockdown-with-spectacular-party-11-weeks-after-it-was-epicentre-of-crisis-11970221>

How India's behemoth railways are joining the fight against Covid-19

- India is preparing for a potential surge in Covid-19 patients by tapping into an unusual resource: its trains, which power the world's fourth biggest rail network.
- The country suspended its passenger trains for the first time after it announced a three-week lockdown on 25 March to contain the coronavirus.
- Work has already begun to convert 5,000 train coaches into quarantine or isolation wards, which amounts to 40,000 beds. And the railway ministry says it's prepared to convert 15,000 more coaches

<https://www.bbc.com/news/world-asia-india-52212886>

National Update:

Cases of COVID-19 Reported in the US, by Source of Exposure

Total cases: 395,011 (20,682 new)

Total deaths: 12,754 (690 new)

Reporting cases: 55 (50 states, DC, Puerto Rico, Guam, Marianas & Virgin Islands)

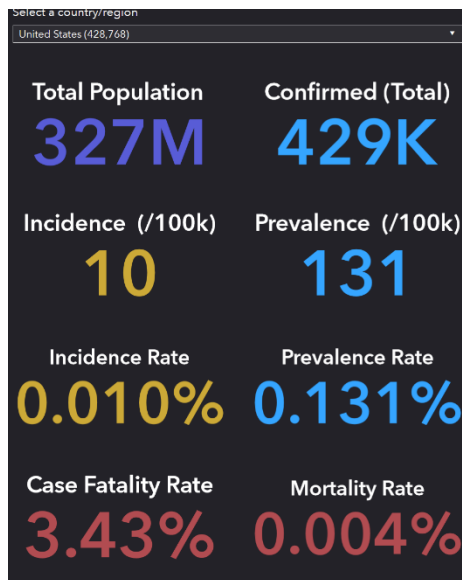
Numbers close out at 4 p.m. the day before reporting

<https://www.cdc.gov/coronavirus/2019-ncov/cases-updates/cases-in-us.html>

COVID-19 Situation in the Region of the Americas as of 8 April 2020 (14:00 EST)

- In the Region of the Americas, an additional 37,046 cases and 2,207 deaths were reported in the past 24 hours – representing a 9 % (cases) and 17% (deaths) relative increase compared to the previous day.

<https://www.paho.org/en/topics/coronavirus-infections/coronavirus-disease-covid-19>



<https://tbub.sas.com/COVID19/>

Supply Chain, Transportation, and Critical Infrastructure

FedEx CEO Fred Smith Takes 91% Cut in Salary for Six Months

<https://www.ttnews.com/articles/fedex-ceo-fred-smith-takes-91-cut-salary-six-months>

House Transportation Leaders Oppose Jones Act Waiver

<https://www.ttnews.com/articles/house-transportation-leaders-oppose-jones-act-waiver>

Arizona DOT Reopens Shuttered Rest Stops for Truckers

<https://www.ttnews.com/articles/arizona-dot-reopens-shuttered-rest-stops-truckers>

California

- CalSTA, Caltrans, CalOES, GoBiz and California Volunteers are having a conference call this on April 7, 2020 to discuss the roll out of an Executive Order to allow food trucks in roadside rest areas. This will help keep the supply chain flowing smoothly by allowing truckers more opportunities to eat while they are on the road.
- Caltrans is putting out a bulletin to share with trucking companies and industry that the Department is allowing permit request for overweight divisible loads. Truck weights for emergency relief deliveries will be raised from 80,000 to 88,000 pounds.

- CPUCs Consumer Protection Enforcement Division is posting info on their website for carriers who want to voluntarily suspend their operation. The information provides procedure for insurance cancellation upon voluntary suspension of a transportation carrier authority.
- TCPUCs Rail Safety Division reports that BART is going to 30 minute service starting April 8, 2020 morning.
- CDFA has developed an SOP and reporting mechanism for COVID-19 testing of animals, drafted talking points regarding the positive COVID-19 positive detection in a zoo tiger in New York.

FEMA - COVID-19 WHOLE-OF-AMERICA RESPONSE

Even as FEMA is focused on responding to COVID-19, we are also preparing and maintaining readiness for other disasters to include spring flooding, severe weather and the upcoming hurricane season.

- FEMA, HHS, and our federal partners work with state, local, tribal and territorial governments to execute a whole-of-America response to COVID-19 pandemic and protect the health and safety of the American people.
- FEMA Project Air Bridge expedites movement of critical supplies, in varying quantities, from the global market to medical distributors in various locations across the U.S.
 - The air bridge was created to reduce the time it takes for U.S. medical supply distributors to receive personal protective equipment and other critical supplies into the country for their respective customers.
 - FEMA covers the cost to fly supplies into the U.S. from overseas factories, reducing shipment time from weeks to days.
 - FEMA does not have detailed visibility on PPE amounts until the cargo is loaded.
 - As of April 7th, 15 flights have landed, containing critical personal protective equipment (PPE): gloves, gowns, goggles, and masks.
 - Five flights are scheduled to arrive today, 4 in Chicago and 1 in New York.
 - An additional 52 flights are scheduled over the next three weeks.
 - Overseas flights arrive at operational hub airports for distribution to hotspots and nationwide locations through regular supply chains. Flight arrivals do not mean supplies will be distributed in the operational hub locations.
 - FEMA is providing distributors with up-to-date information on the locations across the country hardest hit by COVID-19 or in most need of resources now and in the future.
 - Per agreements with distributors, 50 percent of supplies on each plane are for customers within the hotspot areas with most critical needs. The remaining 50 percent is fed into distributors' normal supply chain to their customers in other areas nationwide.
 - HHS and FEMA determine hotspot areas based on CDC data.



- Considering both scarcity of ventilators in the Strategic National Stockpile (SNS) and current capacity of the private sector to meet demand, the federal government has adopted a process to manage federal ventilator resources to ensure the right amount of ventilators are shipped to the to the right states to manage the immediate crisis.
 - The federal government has 8,644 total ventilators available: 8,044 in the Strategic National Stockpile; 600 from the Department of Defense.
 - As of April 7, FEMA and HHS have provided or are currently shipping 9,090 ventilators from the Strategic National Stockpile (SNS) and the Defense Department to:
 - Alaska (60), California (170), Connecticut (50), Delaware (50), Florida (200), Georgia (150), Guam (30), Illinois (600), Louisiana (350), Maryland (220), Massachusetts (100), Michigan (700), New Jersey (1,350), New York (4,400), Oregon (140), Washington (500) and the Federal Bureau of Prisons (20)
 - Governor Brown of Oregon sent the state's 140 ventilators directly to New York
 - Governor Inslee of Washington is returning 400 of the state's 500 ventilators to the SNS to be deployed to areas of greatest need.
 - Governor Newsom of California is sending 500 state-owned ventilators to medical hotspots across the country through Emergency Management Assistance Compacts (EMAC).
 - Additional allocations in process include a 250-bed Federal Medical Station and a Public Health strike team for Michigan; and a 250-bed Federal Medical Station for D.C.
- The Department of Health and Human Services announced the first contract for ventilator production rated under the Defense Production Act, to General Motors.
 - GM's contract, at a total contract price of \$489.4 million, is for 30,000 ventilators to be delivered to the Strategic National Stockpile by the end of August 2020, with a production schedule allowing for the delivery of 6,132 ventilators by June 1, 2020.

- The rating of this contract under the DPA follows President Trump's direction to HHS Secretary Alex Azar to invoke the Defense Production Act with regard to GM's production of ventilators on March 27.
 - By rating contracts under the DPA, HHS is helping manufacturers like GM get the supplies they need to produce ventilators as quickly as possible, while also ensuring that these ventilators are routed through the Strategic National Stockpile to where they're needed most.
- The U.S. Army Corps of Engineers received 32 mission assignments totaling approximately \$1.6 billion to design and build alternate care sites in Alaska, Arizona, California, Colorado, Florida, Idaho, Illinois, Iowa, Kentucky, Maine, Maryland, Michigan, Missouri, Montana, the Navajo Nation, Nevada, New Jersey, New Mexico, New York, North Dakota, Oregon, Pennsylvania, Utah, Virginia, Washington and Wisconsin.
 - As of April 8, more than 2,020 USACE personnel are activated to support the COVID-19 mission, with more than 15,000 personnel engaged in additional response efforts.
 - Department of Defense deployed 70 ventilators with USNS Mercy, 52 ventilators with USNS Comfort, and 36 ventilators with three Army field hospital personnel supporting Seattle and New York City.
 - As of April 7, FEMA and HHS have coordinated the delivery of or are currently shipping: 47.8 million N95 respirators, 57.6 million surgical masks, 5.2 million face shields, 9 million surgical gowns, 62.6 million gloves, 144,000 coveralls, 8,920 ventilators and 8,450 federal medical station beds.

COVID-19 Update



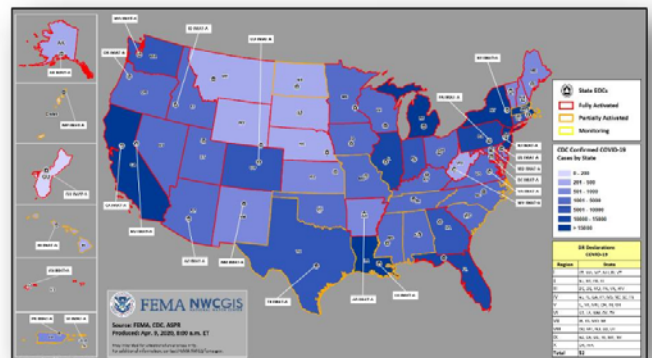
Situation: FEMA, HHS, and federal partners are working with state, local, tribe, and territorial governments to execute a whole-of-America response to the COVID-19 pandemic. The federal government is coordinating the deployment of PPE and ventilators from multiple sources including SNS, donations, and vendor procurements. These shipments are being sent nationwide with prioritization given to areas in greatest need.

State / Local Response: (COVID-19 SLB, 5:00 p.m. ET Apr 8)

- All State / Territory EOCs activated
- 42 states, D.C., 4 territories and 24 tribes issued shelter-in-place orders
- National Guard Bureau
 - Title 32 Status approved: 38 (+14)
 - Title 32 Status requested: 11 (-13)

FEMA / Federal Response: (COVID-19 SLB, 5:00 p.m. ET Apr 8)

- NRCC: Level 1 in unified effort with HHS SOC; all RRCCs activated
- IMAT-A deployed to 26 states; 37 LNOs deployed to states, territories, and tribes
- NYC: Javits Center currently with 104 (+47)/665 beds filled; 1/41 beds with ventilators filled; 5 (+1)/48 ICU beds filled; 137 (+67) patients
- USNS Comfort 50 (+9)/920 beds filled; 27 (+9)/80 ICU beds filled; 64 (+3) patients
- USNS Mercy 12 (+3)/920 beds filled; 7 (+4)/80 ICU beds filled; 30 (+5) patients
- 52 (+1) Major Disaster Declarations approved; 3 Disaster Declarations in process
- LA: 225 medical personnel supporting Ernest N. Morial Convention Center in New Orleans; 2/204 beds filled; 2 patients
- Eight task forces, jointly led by HHS and FEMA, continue work on assigned areas



COVID-19 Cases	Confirmed	Deaths
United States	430,091 (+32,518)	14,794 (+1,900)
Worldwide	1,353,361 (+43,639)	79,235 (+6,695)

(COVID-19 Response update, as of 3:00 a.m. ET, Apr 9)

National State & Local News Reports:

FEMA to restrict exports of critical supplies leaving US

- The combined effort between FEMA and US Customs and Border Protection, which oversees trade and travel, comes as the United States seeks to shore up equipment for hospitals treating coronavirus patients.

https://www.cnn.com/world/live-news/coronavirus-pandemic-04-08-20/h_aa2a590686102ddc1fcfe53a46081f1b

83 patients evacuated from Riverside skilled nursing home after coronavirus outbreak

<https://www.pe.com/2020/04/08/riverside-skilled-nursing-facility-with-39-coronavirus-cases-evacuated/>

State California Update:

COVID-19 in California by the Numbers

Total cases: 16,957 (1,092 new)

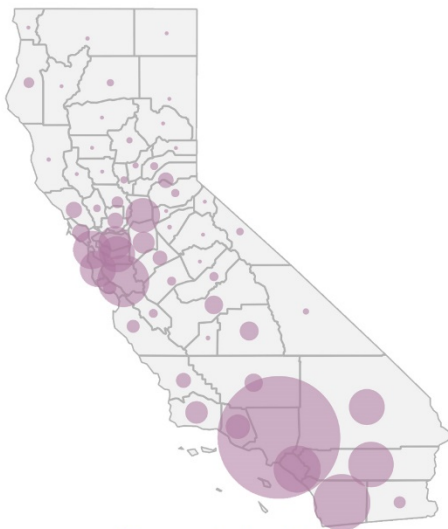
Total deaths: 442 (68 new)

Note: The following numbers reflect information received from local health jurisdictions as of 2 p.m. PDT. More current numbers may be available from local health jurisdictions.

California COVID-19 By The Numbers

April 8, 2020

Numbers as of April 7, 2020



For county-level data:
data.chhs.ca.gov

CALIFORNIA COVID-19 SPREAD

16,957

Total Cases

Ages of Confirmed Cases

- 0-17: 222
- 18-49: 8,289
- 50-64: 4,639
- 65+: 3,751
- Unknown/Missing: 56

Gender of Confirmed Cases

- Female: 8,108
- Male: 8,488
- Unknown/Missing: 361

Hospitalizations

Confirmed COVID-19
2,714/1,154
Hospitalized/in ICU

Suspected COVID-19
3,078/522
Hospitalized/in ICU

442

Fatalities

Stay Home. Save Lives.

covid19.ca.gov



<https://www.cdph.ca.gov/Programs/CID/DCDC/Pages/Immunization/nCoV2019.aspx>

Testing Data

CA ⓘ 16,957 137,776 14,100 168,833
 11% (39,512,223)

Test Locations: San Francisco Palo Alto Hayward San Jose San Mateo Lake Elsinore Sacramento Martinez
 San Fernando Valley L.A. city L.A. city L.A. city L.A. city L.A. city Los Angeles Los Angeles Los Angeles L.A. city
 L.A. city L.A. city L.A. city Fremont El Centro Calexico San Joaquin

<https://coronavirus.1point3acres.com/en/test?state=CA>

Local SOCAL County Updates:

Riverside County:

COVID-19 by the Numbers

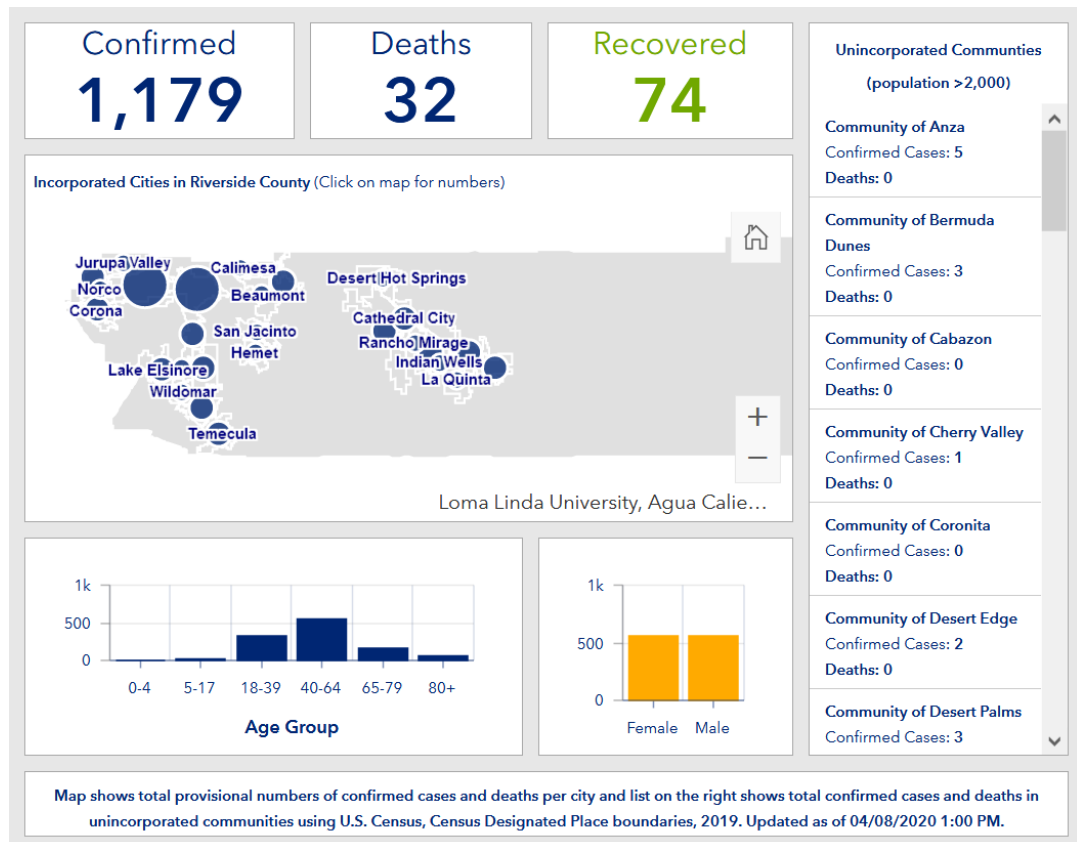
Total cases: 1,179 (163 new)

Total deaths: 32 (4 new)

Estimated Population 2,424,790

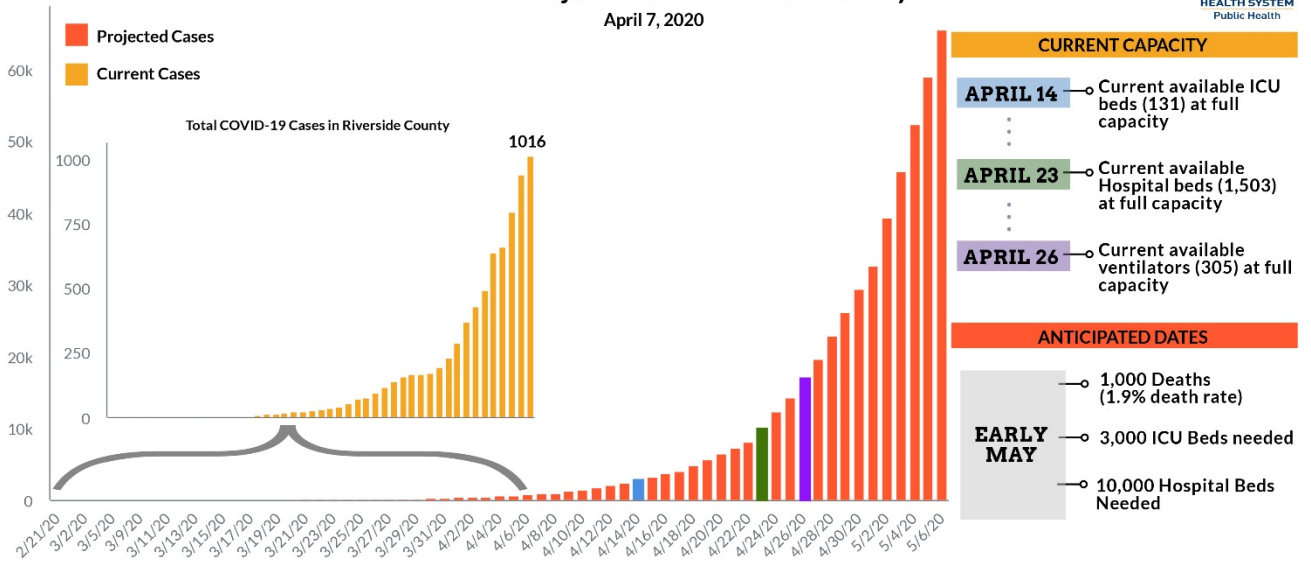
<https://www.rivcoph.org/>

<https://www.rivcoph.org/coronavirus>



COVID-19 Projections in Riverside County

April 7, 2020



TODAY

4.6 Doubling Time (time it takes for cases to double)
days

1016 Confirmed COVID-19 cases in Riverside County

28 Deaths in Riverside County

KEY POINTS

- The above projections are based on our reported cases, bed availability, and equipment resources. As capacity and growth rate changes, these numbers will also change.
- Doubling time for COVID-19 is currently 4.6 days in Riverside County. If we have 1,016 cases today, and continue to double at 4.6 days, we will have 2,032 cases in 5 days.
- Riverside County cases continue to increase exponentially despite some counties in California experiencing a flattening of the curve.
- Despite orders to stay home, closures of schools, non-essential businesses, and places of gathering, movement of people has decreased by only 30% in Riverside County.
- The only way we will stop the spread of infection is with regular hand washing, staying at home, social distancing, and covering the face.

STAY IN PLACE → **MAINTAIN YOUR SPACE** → **COVER YOUR FACE**