



DUAL ENROLLMENT

Fall 2018- Spring 2021

5122

**TOTAL ENROLLMENTS
FALL 2018-SPRING 2021**


198

**TOTAL SECTIONS OFFERED
FALL 2018-SPRING 2021**

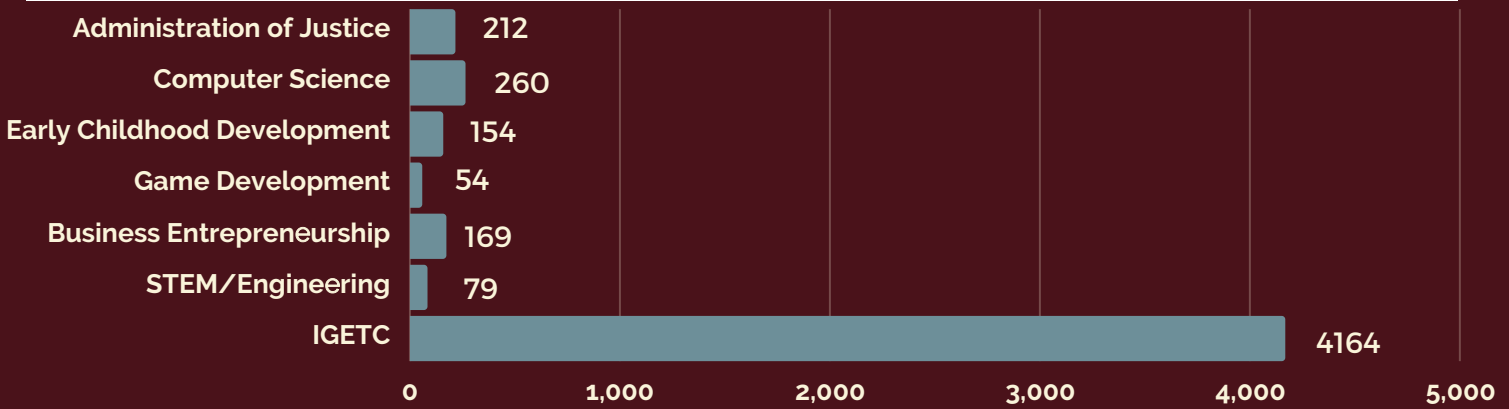
9

HIGH SCHOOLS SERVED


UNDUPLICATED STUDENTS — TOTAL ENROLLMENTS



ENROLLMENTS IN PATHWAYS



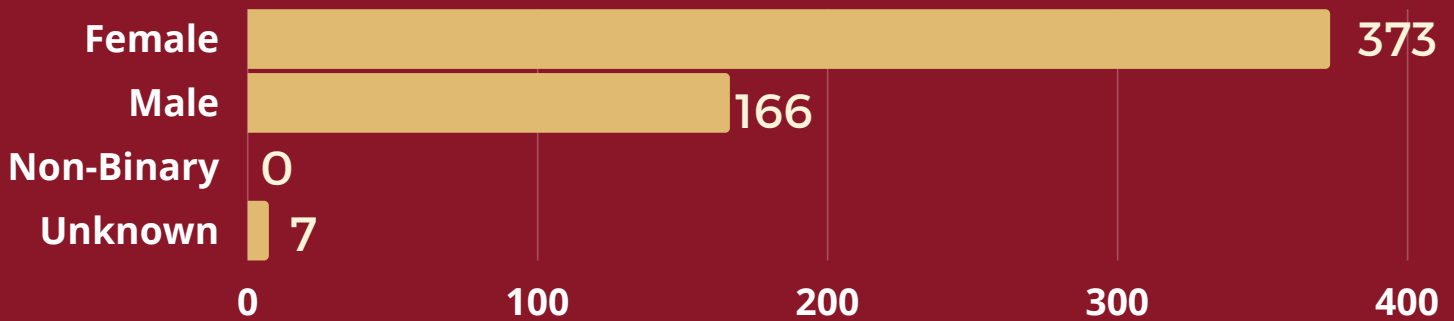
ENROLLMENTS IN COLLEGE LEVEL MATH AND ENGLISH



SUCCESS RATES

	Dual Enrollment	Norco College
Fall 2018	90.7%	69.2%
Spring 2019	81.6%	70.7%
Fall 2019	86.8%	71.0%
Spring 2020	76.5%	69.6%
Fall 2020	79.8%	65.9%
Spring 2021	78.6%	69.3%
Total	82.0%	69.3%

DUAL ENROLLMENT BY GENDER SPRING 2021



DUAL ENROLLMENT BY ETHNICITY SPRING 2021

Race / Ethnicity	Dual Enrollment		Norco College	DI
	Headcount	Percent		
America Indian/Alaska Native	0	0.0%	0.2%	N/A
Asian	123	22.5%	11%	2.04
Black/African American	30	5.5%	6.1%	.90
Hispanic	261	47.8%	58%	.82
Native Hawaiian/Other Pacific Islander	5	0.9%	0.4%	N/A
Two or more races	23	4.2%	2.8%	1.5
White	93	17%	20.5%	.82
Unknown	11	2.0%	0.9%	2.22
Total	546	100.0%	100%	

Norco College Dual Enrollment

Unduplicated Headcount

Race/Ethnicity	Unduplicated Headcount						Percent of Total					
	Fall 2018	Spring 2019	Fall 2019	Spring 2020	Fall 2020	Spring 2021	Fall 2018	Spring 2019	Fall 2019	Spring 2020	Fall 2020	Spring 2021
America Indian/Alaska Native	0	3	4	3	0	0	0.0%	0.6%	0.5%	0.3%	0.0%	0.0%
Asian	92	142	217	212	188	123	23.6%	29.2%	26.2%	23.6%	29.3%	22.5%
Black/African American	27	31	40	37	28	30	6.9%	6.4%	4.8%	4.1%	4.4%	5.5%
Hispanic	225	236	414	502	318	261	57.7%	48.5%	49.9%	55.8%	49.5%	47.8%
Native Hawaiian / Other Pacific Islander	1	4	4	1	3	5	0.3%	0.8%	0.5%	0.1%	0.5%	0.9%
Two or more races	1	3	3	21	23	23	0.3%	0.6%	0.4%	2.3%	3.6%	4.2%
White	44	66	136	111	74	93	11.3%	13.6%	16.4%	12.3%	11.5%	17.0%
Unknown	0	2	11	13	8	11	0.0%	0.4%	1.3%	1.4%	1.2%	2.0%
Total	390	487	829	900	642	546	100.0%	100.0%	100.0%	100.0%	100.0%	100.0%

Gender/Sex	Unduplicated Headcount						Percent of Total					
	Fall 2018	Spring 2019	Fall 2019	Spring 2020	Fall 2020	Spring 2021	Fall 2018	Spring 2019	Fall 2019	Spring 2020	Fall 2020	Spring 2021
Female	258	297	532	607	448	373	66.2%	61.0%	64.2%	67.4%	69.8%	68.3%
Male	123	181	285	287	190	166	31.5%	37.2%	34.4%	31.9%	29.6%	30.4%
Non-Binary	0	0	0	1	0	0	0.0%	0.0%	0.0%	0.1%	0.0%	0.0%
Unknown	9	9	12	5	4	7	2.3%	1.8%	1.4%	0.6%	0.6%	1.3%
Total	390	487	829	900	642	546	100.0%	100.0%	100.0%	100.0%	100.0%	100.0%

FTES 2019

District	High School	FTES	% of Total
CNUSD	Centennial HS	32	14%
CNUSD	Corona HS	10	4%
CNUSD	Eleanor Roosevelt HS	82	35%
CNUSD	JFK HS	65	28%
Jurupa Unified	Jurupa Valley HS	41	18%
Alvord	La Sierra HS	3	1%
Total		233	100%

* Data Source: Norco College Academic Affairs Office

Course Comparison by Term

Fall 2018								
District	High School	Course Name	Term	Pathway	Success	Retention	Sections	Enrollment
CNUSD	Centennial HS	ADJ-1	18FAL	Administration of Justice	90.5%	100.0%	1	21
CNUSD	Centennial HS	CIS-81	18FAL	Computer Science	100.0%	100.0%	1	10
CNUSD	Centennial HS	EAR-20	18FAL	Early Childhood Development	91.7%	100.0%	1	24
CNUSD	Centennial HS	GAM-35	18FAL	Game Development	92.9%	92.9%	1	14
CNUSD	Centennial HS	ILA-3	18FAL	IGETC	88.9%	96.3%	2	54
CNUSD	Eleanor Roosevelt HS	ADJ-2	18FAL	Administration of Justice	91.7%	100.0%	1	12
CNUSD	Eleanor Roosevelt HS	BUS-22	18FAL	Business Entrepreneurship	63.0%	85.2%	1	27
CNUSD	Eleanor Roosevelt HS	EAR-20	18FAL	Early Childhood Development	92.3%	100.0%	1	13
CNUSD	Eleanor Roosevelt HS	ENG-1A	18FAL	IGETC	94.4%	98.9%	3	89
CNUSD	Eleanor Roosevelt HS	ILA-3	18FAL	IGETC	94.7%	95.6%	3	114
CNUSD	Eleanor Roosevelt HS	MAT-12	18FAL	IGETC	62.5%	93.8%	1	16
CNUSD	Eleanor Roosevelt HS	MAT-1A	18FAL	IGETC	80.6%	83.9%	1	31
CNUSD	JFK HS	GUI-47	18FAL	IGETC	100.0%	100.0%	1	35
Jurupa Unified	Jurupa Valley HS	CIS-93	18FAL	Computer Science	80.4%	89.1%	2	46
Jurupa Unified	Jurupa Valley HS	ILA-3	18FAL	IGETC	100.0%	100.0%	1	28
Jurupa Unified	Jurupa Valley HS	MAN-55	18FAL	STEM/Engineering	100.0%	100.0%	1	13
Alvord	La Sierra HS	ADJ-1	18FAL	Administration of Justice	92.3%	100.0%	1	13
Alvord	La Sierra HS	ENG-1A	18FAL	IGETC	100.0%	100.0%	1	14
Alvord	La Sierra HS	ILA-3	18FAL	IGETC	100.0%	100.0%	1	30
							Total Enrollment	604
							Number of Sections	25

Spring 2019								
District	High School	Course Name	Term	Pathway	Success	Retention	Sections	Enrollment
CNUSD	Centennial HS	ADJ-2	19SPR	Administration of Justice	76.2%	85.7%	1	21
CNUSD	Centennial HS	ART-22	19SPR	IGETC	79.3%	96.6%	1	29
CNUSD	Centennial HS	EAR-42	19SPR	Early Childhood Development	57.1%	100.0%	1	21
CNUSD	Centennial HS	GAM-22	19SPR	Game Development	81.8%	81.8%	1	22
CNUSD	Centennial HS	ILA-3	19SPR	IGETC	86.7%	92.2%	2	90
CNUSD	Eleanor Roosevelt HS	ACC-1A	19SPR	Business Entrepreneurship	36.0%	68.0%	1	25
CNUSD	Eleanor Roosevelt HS	ADJ-8	19SPR	Administration of Justice	55.6%	77.8%	1	18
CNUSD	Eleanor Roosevelt HS	EAR-42	19SPR	Early Childhood Development	61.1%	88.9%	1	18

Spring 2019								
District	High School	Course Name	Term	Pathway	Success	Retention	Sections	Enrollment
CNUSD	Eleanor Roosevelt HS	ENG-1A	19SPR	IGETC	77.8%	84.4%	2	45
CNUSD	Eleanor Roosevelt HS	ENG-1B	19SPR	IGETC	95.6%	97.1%	3	68
CNUSD	Eleanor Roosevelt HS	ILA-3	19SPR	IGETC	91.0%	93.7%	3	111
CNUSD	Eleanor Roosevelt HS	MAT-12	19SPR	IGETC	88.2%	94.1%	1	17
CNUSD	Eleanor Roosevelt HS	MAT-1B	19SPR	STEM/Engineering	90.5%	90.5%	1	21
CNUSD	JFK HS	THE-3	19SPR	IGETC	97.2%	100.0%	1	36
CNUSD	Norco HS	ENG-1A	19SPR	IGETC	88.9%	100.0%	1	9
CNUSD	Norco HS	ILA-3	19SPR	IGETC	81.3%	81.3%	1	16
Jurupa Unified	Jurupa Valley HS	CIS-78A	19SPR	Computer Science	79.2%	91.7%	1	24
Jurupa Unified	Jurupa Valley HS	ENE-51	19SPR	STEM/Engineering	52.6%	52.6%	1	19
Jurupa Unified	Jurupa Valley HS	ILA-3	19SPR	IGETC	75.0%	100.0%	1	24
Alvord	La Sierra HS	ENG-1A	19SPR	IGETC	66.7%	83.3%	1	12
Alvord	La Sierra HS	ENG-1B	19SPR	IGETC	100.0%	100.0%	1	12
Alvord	La Sierra HS	ILA-3	19SPR	IGETC	90.5%	95.2%	1	21
Total Enrollment								679
Number of Sections								28

Fall 2019								
District	High School	Course Name	Term	Pathway	Success	Retention	Sections	Enrollment
	CAVA Online HS	BUS-30	19FAL	Business Entrepreneurship	75.0%	85.7%	1	28
	CAVA Online HS	POL-1	19FAL	IGETC	83.3%	88.9%	1	18
CNUSD	Centennial HS	ADJ-8	19FAL	Administration of Justice	76.2%	85.7%	1	21
CNUSD	Centennial HS	BIO-10	19FAL	IGETC	44.0%	64.0%	1	25
CNUSD	Centennial HS	GAM-35	19FAL	Game Development	100.0%	100.0%	1	18
CNUSD	Centennial HS	ILA-3	19FAL	IGETC	86.6%	93.9%	3	82
CNUSD	Centennial HS	MAT-12	19FAL	IGETC	88.9%	100.0%	1	9
CNUSD	Centennial HS	PSY-9	19FAL	IGETC	81.0%	81.0%	1	21
CNUSD	Corona HS	BUS-10	19FAL	Business Entrepreneurship	78.6%	78.6%	1	14
CNUSD	Corona HS	GUI-47	19FAL	IGETC	82.8%	89.7%	1	29
CNUSD	Corona HS	ILA-3	19FAL	IGETC	77.8%	88.9%	1	18
CNUSD	Corona HS	MUS-23	19FAL	IGETC	86.7%	86.7%	1	15
CNUSD	Eleanor Roosevelt HS	ENG-1A	19FAL	IGETC	91.8%	100.0%	2	61
CNUSD	Eleanor Roosevelt HS	ENG-1B	19FAL	IGETC	97.6%	97.6%	2	42
CNUSD	Eleanor Roosevelt HS	GUI-47	19FAL	IGETC	100.0%	100.0%	1	35
CNUSD	Eleanor Roosevelt HS	ILA-3	19FAL	IGETC	88.1%	94.1%	3	101
CNUSD	Eleanor Roosevelt HS	MAT-12	19FAL	IGETC	74.1%	88.9%	1	27

Fall 2019								
District	High School	Course Name	Term	Pathway	Success	Retention	Sections	Enrollment
CNUSD	Eleanor Roosevelt HS	MAT-1A	19FAL	IGETC	97.2%	97.2%	1	36
CNUSD	Eleanor Roosevelt HS	PSY-9	19FAL	IGETC	92.9%	100.0%	1	28
CNUSD	Eleanor Roosevelt HS	SOC-1	19FAL	IGETC	84.6%	100.0%	1	13
CNUSD	JFK HS	GUI-47	19FAL	IGETC	95.8%	100.0%	3	119
Jurupa Unified	Jurupa Valley HS	CIS-78A	19FAL	Computer Science	80.0%	90.0%	1	30
Jurupa Unified	Jurupa Valley HS	GUI-47	19FAL	IGETC	83.3%	95.8%	1	24
Jurupa Unified	Jurupa Valley HS	MAT-1A	19FAL	IGETC	84.4%	90.6%	1	32
Jurupa Unified	Jurupa Valley HS	MUS-23	19FAL	IGETC	75.0%	80.0%	1	20
Alvord	La Sierra HS	MUS-23	19FAL	IGETC	83.3%	100.0%	1	12
CNUSD	Santiago HS	ADJ-1	19FAL	Administration of Justice	55.6%	81.5%	1	27
CNUSD	Santiago HS	BUS-30	19FAL	IGETC	95.2%	95.2%	1	21
CNUSD	Santiago HS	EAR-20	19FAL	Early Childhood Development	96.6%	96.6%	1	29
CNUSD	Santiago HS	ENG-1A	19FAL	IGETC	95.0%	100.0%	1	20
CNUSD	Santiago HS	ILA-3	19FAL	IGETC	88.5%	97.7%	5	130
Total Enrollment								1105
Number of Sections								43

Spring 2020*								
District	High School	Course Name	Term	Pathway	Success	Retention	Sections	Enrollment
	CAVA Online HS	ANT-1	20SPR	IGETC	80.0%	90.0%	1	10
	CAVA Online HS	HIS-7	20SPR	IGETC	86.7%	93.3%	1	15
CNUSD	Centennial HS	ADJ-9	20SPR	Administration of Justice	47.6%	95.2%	1	21
CNUSD	Centennial HS	ART-39	20SPR	Computer Science	65.0%	75.0%	1	20
CNUSD	Centennial HS	BIO-18	20SPR	IGETC	63.0%	74.1%	1	27
CNUSD	Centennial HS	CIS-66	20SPR	Computer Science	67.9%	85.7%	1	28
CNUSD	Centennial HS	EAR-20	20SPR	Early Childhood Development	60.0%	60.0%	1	15
CNUSD	Centennial HS	ILA-3	20SPR	IGETC	72.7%	93.9%	2	66
CNUSD	Corona HS	GUI-47	20SPR	IGETC	70.6%	82.4%	1	17
CNUSD	Corona HS	PSY-8	20SPR	IGETC	55.6%	61.1%	1	36
CNUSD	Eleanor Roosevelt HS	ENG-1A	20SPR	IGETC	87.3%	88.6%	3	79
CNUSD	Eleanor Roosevelt HS	ENG-1B	20SPR	IGETC	90.3%	90.3%	1	31
CNUSD	Eleanor Roosevelt HS	GUI-47	20SPR	IGETC	84.5%	90.5%	2	84
CNUSD	Eleanor Roosevelt HS	ILA-3	20SPR	IGETC	94.1%	97.1%	2	68
CNUSD	Eleanor Roosevelt HS	MAT-12	20SPR	IGETC	90.5%	90.5%	1	21
CNUSD	Eleanor Roosevelt HS	MAT-1B	20SPR	IGETC	88.9%	94.4%	1	18
CNUSD	Eleanor Roosevelt HS	PSY-35	20SPR	IGETC	82.9%	85.7%	1	35

Spring 2020*								
District	High School	Course Name	Term	Pathway	Success	Retention	Sections	Enrollment
CNUSD	JFK HS	MUS-19	20SPR	IGETC	89.7%	97.4%	3	117
Jurupa Unified	Jurupa Valley HS	CIS-79	20SPR	Computer Science	37.8%	51.1%	2	45
Jurupa Unified	Jurupa Valley HS	ENG-1A	20SPR	IGETC	86.5%	94.2%	2	52
Jurupa Unified	Jurupa Valley HS	GUI-47	20SPR	IGETC	46.6%	91.4%	2	58
Jurupa Unified	Jurupa Valley HS	ILA-3	20SPR	IGETC	86.2%	96.6%	1	29
Jurupa Unified	Jurupa Valley HS	MAT-1B	20SPR	IGETC	90.5%	95.2%	1	21
Jurupa Unified	Jurupa Valley HS	SOC-1	20SPR	IGETC	64.3%	92.9%	1	28
Alvord	La Sierra HS	GUI-47	20SPR	IGETC	77.8%	100.0%	1	18
CNUSD	Santiago HS	ADJ-2	20SPR	Administration of Justice	85.0%	85.0%	1	20
CNUSD	Santiago HS	EAR-42	20SPR	Early Childhood Development	80.0%	85.0%	1	20
CNUSD	Santiago HS	ENG-1A	20SPR	IGETC	61.8%	64.7%	1	34
CNUSD	Santiago HS	ILA-3	20SPR	IGETC	81.8%	81.8%	1	33
							Total Enrollment	1066
							Number of Sections	39

Fall 2020*								
District	High School	Course Name	Term	Pathway	Success	Retention	Sections	Enrollment
CNUSD		EAR-42	20FAL	Early Childhood Development	75.0%	75.0%	1	4
CNUSD	Centennial HS	BIO-35	20FAL	STEM/Engineering	96.2%	96.2%	1	26
CNUSD	Centennial HS	GUI-47	20FAL	IGETC	72.2%	83.3%	2	18
CNUSD	Centennial HS	HES-1	20FAL	IGETC	100.0%	100.0%	1	1
CNUSD	Centennial HS	ILA-3	20FAL	IGETC	100.0%	100.0%	1	11
CNUSD	Centennial HS	MAT-12	20FAL	IGETC	100.0%	100.0%	1	6
CNUSD	Corona HS	GUI-47	20FAL	IGETC	87.5%	93.8%	1	16
CNUSD	Corona HS	ILA-3	20FAL	IGETC	57.1%	85.7%	1	7
CNUSD	Corona HS	MAT-12	20FAL	IGETC	50.0%	57.1%	1	14
CNUSD	Corona HS	MAT-1A	20FAL	IGETC	100.0%	100.0%	1	1
CNUSD	Eleanor Roosevelt HS	BUS-22	20FAL	Business Entrepreneurship	46.7%	66.7%	1	15
CNUSD	Eleanor Roosevelt HS	ENG-1A	20FAL	IGETC	51.7%	51.7%	2	29
CNUSD	Eleanor Roosevelt HS	ENG-1B	20FAL	IGETC	79.5%	84.1%	2	44
CNUSD	Eleanor Roosevelt HS	GUI-47	20FAL	IGETC	88.0%	94.7%	3	75
CNUSD	Eleanor Roosevelt HS	HIS-14	20FAL	IGETC	68.0%	96.0%	1	25
CNUSD	Eleanor Roosevelt HS	ILA-3	20FAL	IGETC	92.5%	100.0%	2	40
CNUSD	Eleanor Roosevelt HS	MAT-12	20FAL	IGETC	90.2%	92.7%	1	41
CNUSD	Eleanor Roosevelt HS	MAT-1A	20FAL	IGETC	93.5%	93.5%	1	31
CNUSD	JFK HS	GUI-47	20FAL	IGETC	78.8%	97.1%	3	104

Fall 2020*								
District	High School	Course Name	Term	Pathway	Success	Retention	Sections	Enrollment
Jurupa Unified	Jurupa Valley HS	CIS-78A	20FAL	Computer Science	66.7%	97.0%	1	33
Jurupa Unified	Jurupa Valley HS	ENG-1A	20FAL	IGETC	78.6%	89.3%	1	28
Jurupa Unified	Jurupa Valley HS	ENG-1B	20FAL	IGETC	92.9%	92.9%	1	28
Jurupa Unified	Jurupa Valley HS	GUI-47	20FAL	IGETC	82.9%	97.6%	1	41
Jurupa Unified	Jurupa Valley HS	MAT-1A	20FAL	IGETC	87.5%	87.5%	1	24
Jurupa Unified	Jurupa Valley HS	MAT-25	20FAL	IGETC	88.9%	94.4%	1	18
Jurupa Unified	Jurupa Valley HS	POL-1	20FAL	IGETC	73.8%	83.3%	1	42
CNUSD	Santiago HS	BUS-22	20FAL	Business Entrepreneurship	36.4%	63.6%	1	11
CNUSD	Santiago HS	ENG-1B	20FAL	IGETC	83.3%	94.4%	1	18
CNUSD	Santiago HS	GUI-47	20FAL	IGETC	80.0%	87.5%	2	40
CNUSD	Santiago HS	ILA-3	20FAL	IGETC	58.3%	100.0%	1	12
CNUSD	Santiago HS	PSY-9	20FAL	IGETC	82.6%	87.0%	1	23
							Total Enrollment	826
							Number of Sections	40

Data derived from California Community Colleges Chancellor's Office Management Information Systems (COMIS)

Norco College Office of Institutional Effectiveness

*EW grades were included in the success and retention calculations for Spring and Fall 2020

Spring 2021								
District	High School	Course Name	Term	Pathway	Success	Retention	Sections	Enrollment
	CAVA Online HS	ANT-1	21SPR	IGETC	87.9%	100.0%	1	33
	CAVA Online HS	GAM-2	21SPR	Game Development	58.6%	86.2%	1	29
	CAVA Online HS	HIS-7	21SPR	IGETC	90.7%	100.0%	1	43
CNUSD	Centennial HS	ADJ-2	21SPR	Administration of Justice	91.7%	100.0%	1	12
CNUSD	Centennial HS	ART-6	21SPR	IGETC	92.9%	100.0%	1	14
CNUSD	Centennial HS	GUI-47	21SPR	IGETC	86.7%	93.3%	2	15
CNUSD	Centennial HS	ILA-3	21SPR	IGETC	83.3%	100.0%	1	6
CNUSD	Centennial HS	PSY-35	21SPR	IGETC	81.8%	90.9%	1	22
CNUSD	Centennial HS	PSY-9	21SPR	IGETC	81.3%	87.5%	1	16
CNUSD	CNUSD	EAR-20	21SPR	Early Childhood Development	70.0%	70.0%	1	10
CNUSD	CNUSD	SOC-10	21SPR	IGETC	80.0%	86.7%	1	15
CNUSD	Corona HS	BUS-30	21SPR	Business Entrepreneurship	70.0%	80.0%	1	10
CNUSD	Corona HS	GUI-47	21SPR	IGETC	92.9%	100.0%	1	14
CNUSD	Corona HS	ILA-3	21SPR	IGETC	75.0%	100.0%	1	0

Spring 2021								
District	High School	Course Name	Term	Pathway	Success	Retention	Sections	Enrollment
CNUSD	Corona HS	MAT-1B	21SPR	IGETC	100.0%	100.0%	1	1
CNUSD	Eleanor Roosevelt HS	ADJ-9	21SPR	Administration of Justice	66.7%	77.8%	1	9
CNUSD	Eleanor Roosevelt HS	ART-6	21SPR	IGETC	60.0%	66.7%	1	15
CNUSD	Eleanor Roosevelt HS	BUS-18A	21SPR	Business Entrepreneurship	88.9%	88.9%	1	9
CNUSD	Eleanor Roosevelt HS	BUS-30	21SPR	Business Entrepreneurship	100.0%	100.0%	1	11
CNUSD	Eleanor Roosevelt HS	COM-1	21SPR	IGETC	72.7%	72.7%	1	11
CNUSD	Eleanor Roosevelt HS	ENG-1A	21SPR	IGETC	96.0%	100.0%	1	25
CNUSD	Eleanor Roosevelt HS	ENG-1B	21SPR	IGETC	50.0%	68.8%	1	16
CNUSD	Eleanor Roosevelt HS	GAM-2	21SPR	Game Development	100.0%	100.0%	1	1
CNUSD	Eleanor Roosevelt HS	GUI-47	21SPR	IGETC	93.3%	93.3%	2	45
CNUSD	Eleanor Roosevelt HS	ILA-3	21SPR	IGETC	76.9%	100.0%	1	13
CNUSD	Eleanor Roosevelt HS	MAT-1B	21SPR	IGETC	81.8%	90.9%	1	11
CNUSD	Eleanor Roosevelt HS	PSY-9	21SPR	IGETC	89.1%	100.0%	1	46
CNUSD	JFK HS	MUS-19	21SPR	IGETC	78.4%	82.9%	3	111
Jurupa Unified	Jurupa Valley HS	CIS-79	21SPR	Computer Science	66.7%	91.7%	1	24
Jurupa Unified	Jurupa Valley HS	COM-1	21SPR	IGETC	87.9%	97.0%	1	33
Jurupa Unified	Jurupa Valley HS	ENG-1A	21SPR	IGETC	47.4%	89.5%	1	19
Jurupa Unified	Jurupa Valley HS	ENG-1B	21SPR	IGETC	40.0%	86.7%	1	15
Jurupa Unified	Jurupa Valley HS	GUI-47	21SPR	IGETC	70.6%	91.2%	1	34
Jurupa Unified	Jurupa Valley HS	ILA-3	21SPR	IGETC	71.4%	100.0%	1	7
Jurupa Unified	Jurupa Valley HS	MAT-1B	21SPR	IGETC	86.7%	93.3%	1	15
Jurupa Unified	Jurupa Valley HS	PSY-1	21SPR	IGETC	55.6%	75.0%	1	36
Jurupa Unified	Jurupa Valley HS	SOC-10	21SPR	IGETC	78.6%	100.0%	1	14
Alvord	La Sierra HS	GUI-47	21SPR	IGETC	100.0%	100.0%	1	2
Alvord	La Sierra HS	HIS-7	21SPR	IGETC	100.0%	100.0%	1	2
CNUSD	Norco HS	ADJ-2	21SPR	Administration of Justice	71.4%	85.7%	1	7
CNUSD	Norco HS	GUI-47	21SPR	IGETC	80.0%	86.7%	1	15
CNUSD	Santiago HS	ADJ-9	21SPR	Administration of Justice	70.0%	90.0%	1	10
CNUSD	Santiago HS	BUS-30	21SPR	Business Entrepreneurship	73.7%	100.0%	1	19
CNUSD	Santiago HS	GUI-47	21SPR	IGETC	95.0%	100.0%	1	20
CNUSD	Santiago HS	ILA-3	21SPR	IGETC	100.0%	100.0%	1	3
Total Enrollment								842
Number of sections								49

Overall Success Rate

	Dual Enrollment		Norco College	
Fall 2018	548/604	90.7%	16802/24287	69.2%
Spring 2019	554/679	81.6%	15384/21772	70.7%
Fall 2019	959/1105	86.8%	18582/26155	71.0%
Spring 2020*	816/1066	76.5%	15824/22746	69.6%
Fall 2020*	659/826	79.8%	15579/23637	65.9%
Spring 2021	662/845	78.6%	13043/18811	69.3%
Total	4198/5122	82.0%	95214/137408	69.3%

*EW grades were included in the success and retention calculations for Spring and Fall 2020

Success by Term by Ethnicity

All Courses

Ethnicity	Fall 2018	Spring 2019	Fall 2019	Spring 2020	Fall 2020	Spring 2021
Asian	96.0%	92.2%	94.5%	90.6%	92.5%	91.4%
Black or African American	83.3%	73.2%	84.3%	73.3%	69.4%	66.0%
Hispanic/Latino	89.9%	75.8%	83.4%	69.6%	74.5%	74.1%
American Indian or Alaska Native		75.0%	25.0%	100.0%		
Native Hawaiian/Pacific Islander	100.0%	50.0%	75.0%	100.0%	66.7%	83.3%
Two or More Races	100.0%	66.7%	100.0%	77.3%	75.0%	85.7%
White	87.1%	84.8%	87.8%	84.8%	77.8%	76.9%
Unknown		50.0%	72.7%	64.7%	72.7%	75.0%
Overall	90.7%	81.6%	86.8%	76.5%	79.8%	78.6%

Math only

Ethnicity	Fall 2018	Spring 2019	Fall 2019	Spring 2020	Fall 2020	Spring 2021
Asian	95.5%	100.0%	97.5%	96.2%	96.4%	85.7%
Black or African American	33.3%	100.0%	50.0%	100.0%	83.3%	50.0%
Hispanic/Latino	50.0%	81.8%	81.8%	78.3%	80.3%	88.2%
Two or More Races				100.0%	100.0%	
White	85.7%	60.0%	92.3%	100.0%	70.0%	100.0%
Unknown			0.0%			
Overall	74.5%	89.5%	86.5%	90.0%	86.7%	85.2%

English only

Ethnicity	Fall 2018	Spring 2019	Fall 2019	Spring 2020	Fall 2020	Spring 2021
Asian	90.3%	94.7%	100.0%	94.0%	85.7%	89.5%
Black or African American	100.0%	76.9%	100.0%	75.0%	100.0%	33.3%
Hispanic/Latino	96.3%	85.2%	90.4%	79.5%	74.4%	52.3%
Native Hawaiian/Pacific Islander			50.0%			
Two or More Races			100.0%	100.0%	75.0%	100.0%
White	100.0%	81.8%	95.8%	76.5%	70.6%	75.0%
Unknown				100.0%	66.7%	0.0%
Overall	95.1%	87.7%	94.3%	83.2%	76.9%	62.7%

Dual Enrollment 2018-19 Cohort

687 unduplicated Dual students in 2018-19

2018-19		
Ethnicity	Special Admit Enroll	Percent
Asian	168	24.5%
Black or African American	39	5.7%
Hispanic/Latino	371	54.0%
American Indian or Alaska Native	3	0.4%
Native Hawaiian or other Pacific Islander	4	0.6%
Two or More Races	3	0.4%
White	84	12.2%
Unknown	15	2.2%
Total	687	

262 students then enrolled in 2019-20 at Norco ($262/687 = 38.1\%$)

- 184 students continued as Dual Enrollment Special admits
- 78 students enrolled at Norco College as college students

2019-20 Enrollment of 2018-19 Dual cohort				
Ethnicity	College Enrollment	Percent	Special Admit Enroll	Percent
Asian	22	28.2%	60	32.6%
Black or African American	4	5.1%	10	5.4%
Hispanic/Latino	39	50.0%	83	45.1%
American Indian or Alaska Native	1	1.3%	0	0.0%
Native Hawaiian or other Pacific Islander	0	0.0%	1	0.5%
Two or More Races	2	2.6%	2	1.1%
White	10	12.8%	27	14.7%
Unknown	0	0.0%	1	0.5%
Total	78		184	