

# Community College Survey of Student Engagement (CCSSE)

Norco College, 2019 Results

---

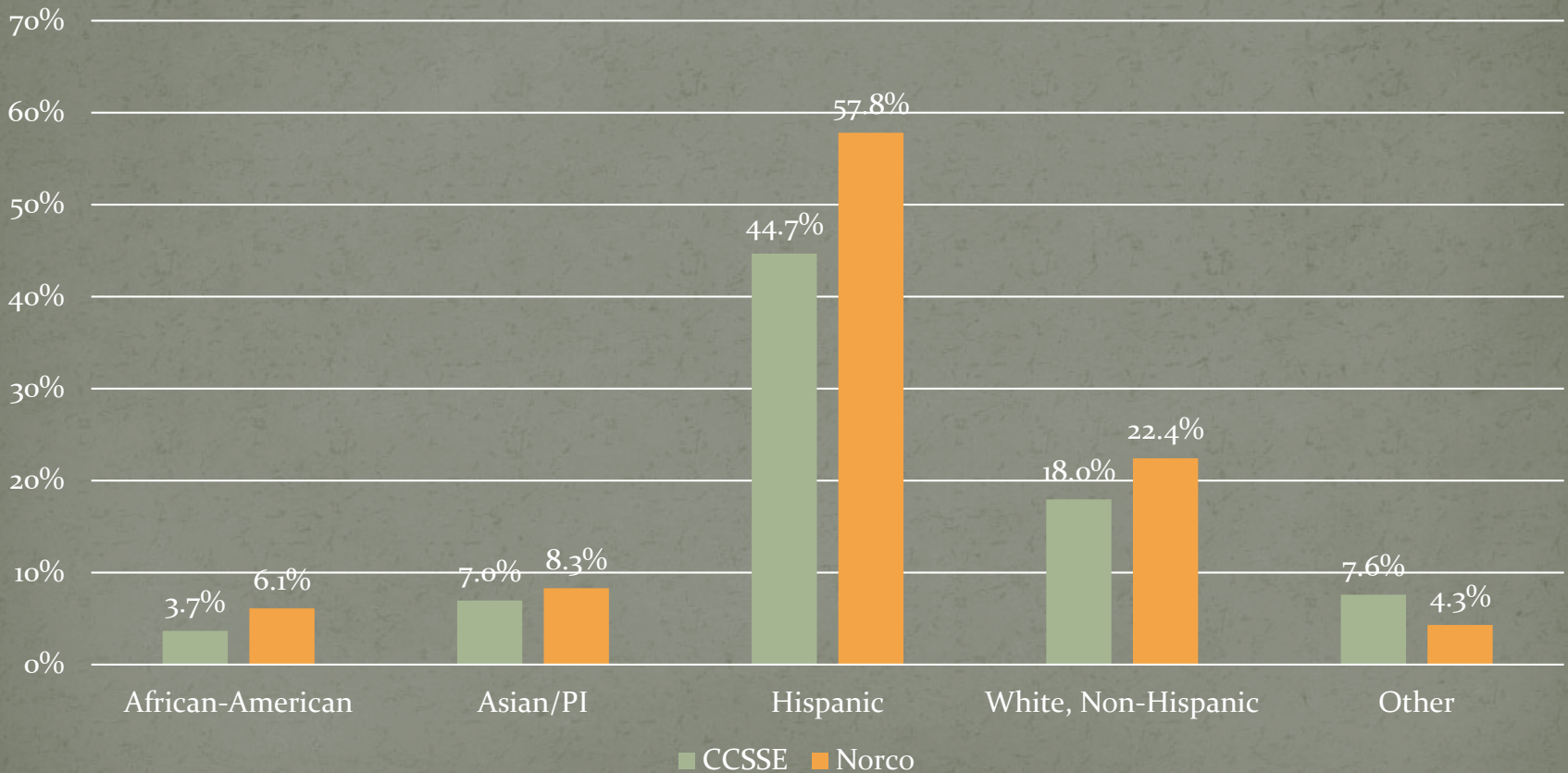
Presented by Greg Aycock  
Dean, Institutional Effectiveness

# Background

- Engagement – Student Behaviors + Institutional Practices that are correlated with learning
- CCSSE provides standardized benchmarks of student engagement
- Administered Spring 2019
- Surveyed 839 students, 790 valid

# NORCO and CCSSE Cohort Comparison

## ETHNICITY

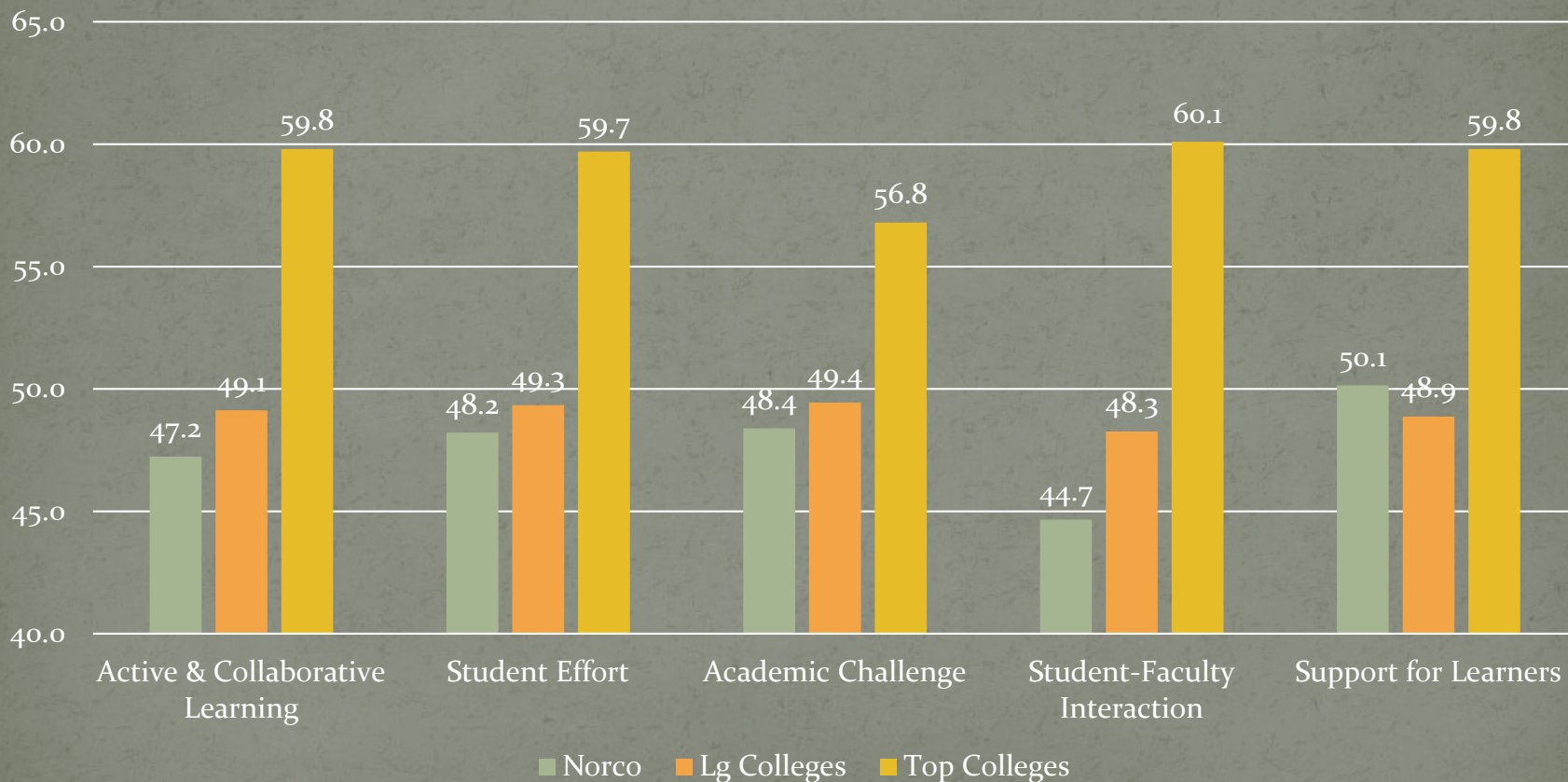


# Benchmarks

- Active and Collaborative Learning
- Student Effort
- Academic Challenge
- Student-Faculty Interaction
- Support for Learners

# Norco College– CCSSE Benchmarks

Norco vs. Large Colleges vs. Top Colleges



# Benchmark 1-

## Active and Collaborative Learning.

- Students learn more when they are ...
  - ...actively involved in their education and apply what they are learning in different settings
  - collaborating with others to solve problems or mastering challenging content that prepare them to deal with real-life situations and problems.
- Measured by 7 survey items

# Benchmark 1-Active and Collaborative Learning – Survey Items

In your experiences at this college during the current academic year, about how often have you done each of the following? 1=Never, 2=Sometimes, 3=Often, 4=Very often	Norco College Mean	Lg College Mean
Asked questions in class or contributed to class discussions *	2.67	2.90
Made a class presentation	2.18	2.21
Worked with other students on projects during class	2.59	2.59
Worked with classmates outside of class to prepare class assignments	2.09	1.97
Tutored or taught other students (paid or voluntary)	1.40	1.38
Participated in a community-based project as a part of a regular course	1.22	1.36
Discussed ideas from your readings or classes with others outside of class (students, family members, co-workers, etc.)	2.51	2.53

\* Indicates significant difference

# Benchmark 2-Student Effort

- These 8 survey items measure:
  - How students' own behaviors contribute significantly to their learning
  - Likelihood that they will successfully attain their educational goals



# Benchmark 2-Student Effort– Survey

## Items

**Item 4: In your experiences at this college during the current academic year, about how often have you done each of the following?**

**1 = Never, 2 = Sometimes , 3 = Often , 4 = Very often**

	Norco	Lg College
4c. Prepared two or more drafts of a paper or assignment before turning it in	2.46	2.52
4d. Worked on a paper or project that required integrating ideas or information from various sources	2.82	2.88
4e. Come to class without completing readings or assignments	1.94	1.87

**Item 6: During the current academic year, how much reading and writing have you done at this college? 0 = None , 1 = 1-4 , 2 = 5-10 , 3 = 11-20 , 4 = More than 20**

6b. Number of books read on your own (not assigned) for personal enjoyment or academic enrichment	0.99	0.98
---	------	------

**Item 10: About how many hours do you spend in a typical day week doing each of the following? 0 = None , 1 = 1-5 , 2 = 6-10 , 3 = 11-20 , 4 = 21-30 , 5 = More than 30**

10a. Preparing for class (studying, reading, writing, rehearsing, doing homework, etc.)	1.92	1.99
---	------	------

**Item 12.1: How often have you used the following services during the current academic year? 0 = Never , 1 = 1 time , 2 = 2-4 times , 3 = 5 or more times**

12.1d. Peer or other tutoring	0.81	0.75
12.1e. Skill labs (writing, math, etc.)	1.03	0.87
12.1h. Computer lab	1.22	1.40

# Benchmark 3- Academic Challenge

- These 10 survey items address
  - the nature and amount of assigned academic work
  - the complexity of cognitive tasks presented to students
  - the rigor of examinations used to evaluate student performance

# Benchmark 3-Academic Challenge– Survey Items

	Norco	Lg College
<b>Item 4: In your experiences at this college during the current academic year, about how often have you done each of the following?</b> <b>1 = Never, 2 = Sometimes, 3 = Often, 4 = Very often</b>		
4o. Worked harder than you thought you could to meet an instructor's standards or expectations	2.57	2.60
<b>Item 5: During the current academic year, how much has your coursework at this college emphasized the following mental activities? 1 = Never, 2 = Sometimes, 3 = Often, 4 = Very often</b>		
5b. Analyzing the basic elements of an idea, experience, or theory	2.90	2.94
5c. Forming a new idea or understanding from various pieces of information	2.85	2.89
5d. Making judgements about the value or soundness of information, arguments, or methods	2.63	2.66
5e. Applying theories or concepts to practical problems or in new situations	2.70	2.75
5f. Using information you have read or heard to perform a new skill	2.78	2.85

# Benchmark 3-Academic Challenge– Survey Items (Continued)

	Norco	Lg College
<b>Item 6: During the current academic year, how much reading and writing have you done at this college? 0 = None , 1 = 1-4 , 2 = 5-10 , 3 = 11-20 , 4 = More than 20</b>		
6a. Number of assigned textbooks, manuals, books, or packets of course readings	2.07	2.03
6c. Number of written papers or reports of any length	1.73	1.83
<b>Item 7:</b>		
<b>1 = Extremely easy, 2 = (2), 3 = (3), 4 = (4), 5 = (5), 6 = (6), 7 = Extremely challenging</b>		
7. Mark the response that best represents the extent to which your examinations during the current academic year have challenged you to do your best work at this college	2.90	2.94
<b>Item 9: How much does this college emphasize the following?</b>		
<b>1 = Very little , 2 = Some , 3 = Quite a bit , 4 = Very much</b>		
9a. Encouraging you to spend significant amounts of time studying	3.09	3.03

# Benchmark 4- Student-Faculty Interaction

- The more contact students have with their teachers, the more likely they are to learn effectively and to persist toward achievement of their educational goals.
- Measured by 6 survey items.

# Benchmark 4- Student-Faculty Interaction – Survey Items

Item 4: In your experiences at this college during the current academic year, about how often have you done each of the following?  
1 = Never, 2 = Sometimes , 3 = Often , 4 = Very often

	Norco	Lg College
4j. Used e-mail to communicate with an instructor	2.86	2.96
4k. Discussed grades or assignments with an instructor	2.47	2.61
4l. Talked about career plans with an instructor or advisor	2.08	2.17
4m. Discussed ideas from your readings or classes with instructors outside of class	1.72	1.78
4n. Received prompt feedback (written or oral) from instructors on your performance	2.70	2.78
4p. Worked with instructors on activities other than coursework	1.39	1.47

# Benchmark 5- Support for Learners

- Students perform better and are more satisfied at colleges that provide important support services
  - cultivate positive relationships among groups on campus
  - demonstrate commitment to their success
- 7 items measure this construct

# Benchmark 5- Support for Learners- Survey Items

**Item 9: How much does this college emphasize the following?  
1 = Very little , 2 = Some , 3 = Quite a bit , 4 = Very much**

	Norco	Lg College
9b. Providing the support you need to help you succeed at this college	3.06	3.05
9c. Encouraging contact among students from different economic, social, and racial or ethnic backgrounds	2.73	2.67
9d. Helping you cope with your non-academic responsibilities (work, family, etc.)	2.04	2.03
9e. Providing the support you need to thrive socially	2.26	2.22
9f. Providing the financial support you need to afford your education	2.56	2.53

**Item 12.1: How often have you used the following services during the current academic year?**

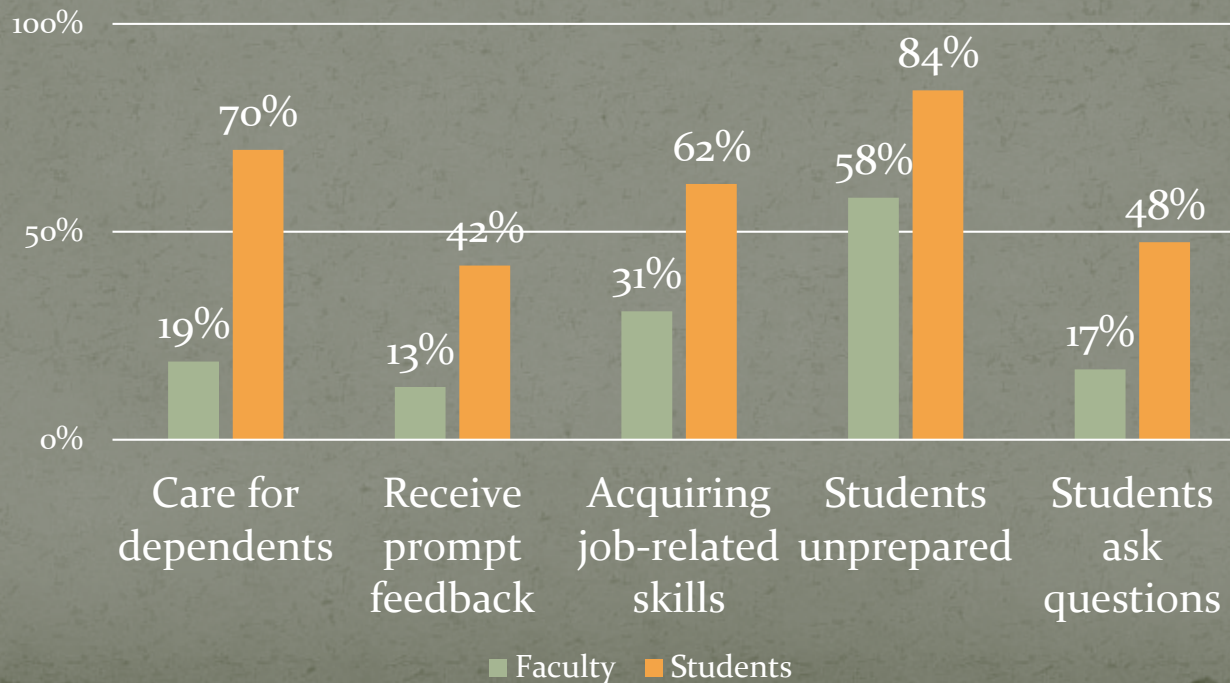
**0 = Never , 1 = 1 time , 2 = 24 times , 3 = 5 or more times**

12.1a. Academic advising/planning	1.41	1.53
12.1b. Career counseling	0.80*	0.61



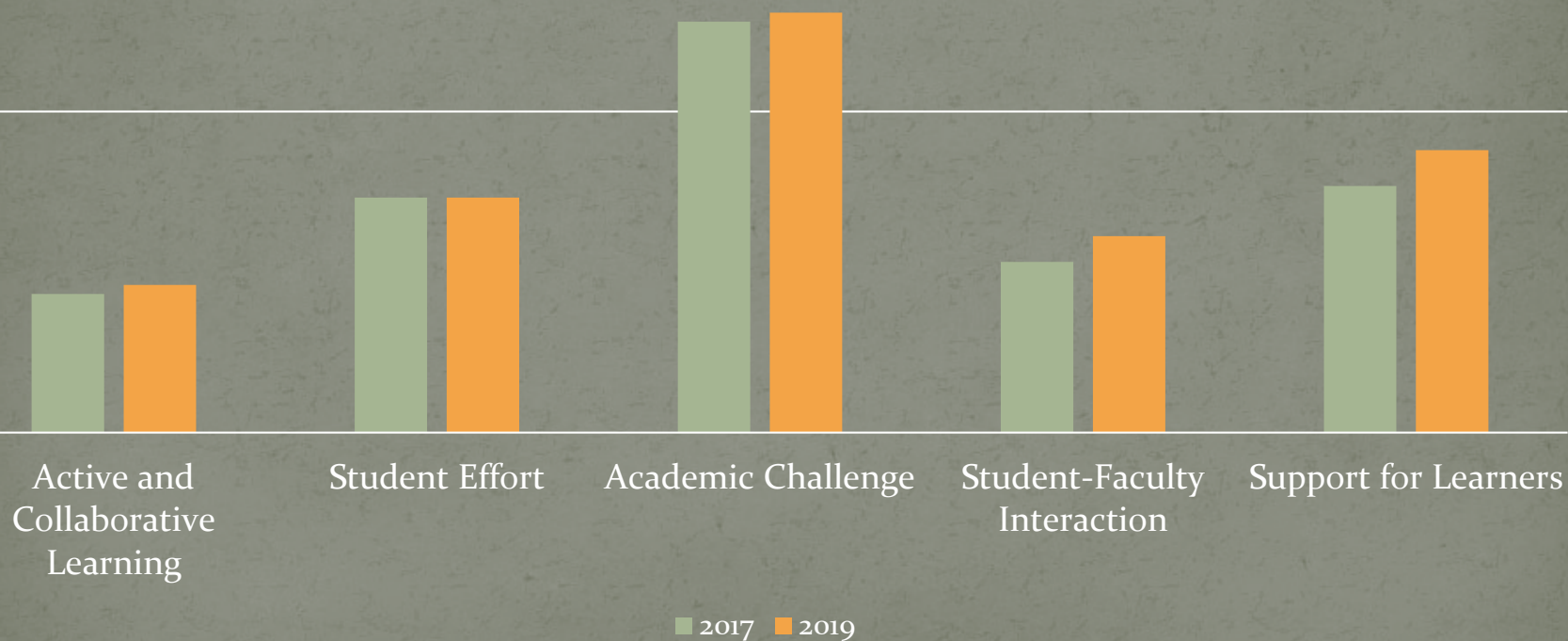
# CCFSSE

- 73 Faculty Responded
- All CCFSSE Items have corresponding CCSSE items for students-perspective between faculty and students (ratings of lowest and next lowest)



# Benchmark Trends at Norco College

---



QUESTIONS?

---

THANK YOU