

**Norco College
Community Mosaic Mural**

Mosaic Portraiture

*Erin Maroufkhani
Community Mosaic Artist*



Introduction

My Mosaic Journey

Collaborative Art During Covid Using Procreate

Materials

Norco College:Community Arts
Mosaic Mural Collaboration




Steps

Mosaic Demonstration

Contact



















Rise: A Community Art Collaboration
Riverside, California

This collaborative community mosaic art project highlights the Black Lives Matter movement, and the global conversation it has sparked about racism in America. The mural pays respect to thirty-two Black artists, authors, poets, activists and leaders who have changed the world through social justice.




***Collaborating
During
Covid Using Procreate***



Erim Maroufkhani 2020










- 1 Sienna: left forehead and cheek, inner ear, under left eye, shadow under nose, under lips, Back of neck
- 2 Mesa: middle forehead, Under and left of left eye, Inside glasses, side of nose, left Nostril, under nose, Lips, parts of ear
- 3 Adobe: right forehead, bridge of nose, left cheek, Above lip, part of ear
- 4 Toffee: highlight on nose, Above mustache, Chin
- 5 Brown: neck area under ear
- 6 Mahogany: eyebrow, inside ear, shadow under chin
- 7 Black: eyes, rim of glasses, inside nostril
- 8 Whites: lens on glasses, white of eyes





Rosa Parks





neck, top of left arm, thumbs, top of right hand, bridge of nose, outline right side of nose

her forehead and move down using BROWN to the bottom of her neck. Make small cuts to fit in the smaller areas. This color will fill the majority of her face and neck, top of forehead, right side and under nose, under lips, if you run out use Mahogany Brown as you move down to the tops of her left fingers, under her left arm and right wrist.

4 PINK & RED Lips:
top pink, bottom red

5 GOLDEN: Left & right cheeks, under nose

6 WHITE: eyes, earring, flower behind left ear, hair clip (feather)

7 BLACK: Eyes, eye brows, nostrils, inside ear, hair, sides of neck





● GOLD: glasses and earrings

● PINKS: lips

● 1 BROWN: forehead, left temple, left ear, side of left eye, under nostrils, dimple above lip

● 2 SIENNA: left cheek to chin, over left eye, under left eye, under nose

● 3 ADOBE: nose, highlight on left cheek, above lips, around right eye

● 4 MAHOGANEY: eyes, shadow under right glasses, shadow under lip

● 5 CORAL: eyelids, left side of nose, right cheek to chin

Hi LEILA, I included extra colors for you to experiment with, let me know if you need any additional colors.

Happy CREATING!
This map is for your reference,
please make any artistic choices






Eye lid, right side of face
Middle chin, shadow on
bridge of nose, lightest
part of neck

-  4 - Medium Brown
Forehead, above
eyelids, cheeks,
lower nose, under nose
Lower ear
-  5 - Light Brown
Majority of nose, highlight on
left cheek, above lip
-  6 - terra cotta top lip
-  7 - deep coral lower lip





Materials

Projector

Butcher Paper

Sharpies

Tile

Smalti

Tile Nippers

Glass Cutters

Goggles

Wood Glue

Mesh

Painter's Plastic

Tile Mastic

Grout

Gloves



Norco College:
a Community Arts
Mosaic Mural Collaboration



Every portrait in the mural, depicts a Norco College Student or alumni.

Each mosaic portrait will contain a color map and color kit of smalti and tile to complete the portrait.



Each mosaic kit includes:

-Wheeled glass cutters

-tile nippers

-wood glue

-protective

goggles

-sharpies

-mesh



Steps:

- 1. Select a Portrait**
- 2. Check out your mosaic kit, which includes safety goggles, tile nippers, wheeled glass cutters, wood glue, mesh, & sharpies.**
- 3. Wear protective goggles when working.**
- 4. Use Your Color Map to guide you as you fill in sections of color tile.**
- 5. Watch the mosaic portrait tutorial:
bit.ly/mosaicportrait**
- 6. Attend a Monday session with Erin Maroufkhani**

Mosaic Demonstration

*Mosaic Demonstration:
Portrait of
Dr. Maya Angelou:*



Go to
bit.ly/mosaicportrait

contact

instagram @mosaiceerin

youtube: mosaiemaroufkhani

email: erin.maxwell215@ieloud.com

website: mosaicieland.org