



RESOURCE COUNCIL
Minutes for September 23, 2021
(12:50pm-2:50pm)
Via Zoom

Meeting Participants:

Committee Members Present

Esmeralda Abejar, Mike Angeles, Courtney Buchanan, Michael Collins, Sheri Cologgi, Teresa Friedrich Finnern, Steve Marshall, Gustavo Ocegüera, Edwin Romero, Makenna Ashcraft (ASNC Rep)

Committee Members Not Present

Andy Aldasoro, Jim Rossum

Guest(s)

Ana Molina, Alex Zadeh, Mahdi Afkhami, Hussain Agah, Maria Romero-Tang, Mehran Mohtasham, Max Murphy DLR: Linsey Graff, Lindsey Peres, Isheanesu Tendayi, Christopher Lawrence, Prem Sundaram, C. Flynn and Shona O'Dea.

1. Call to Order

1.1 12:51pm

1.2 Public Comments (M. Collins)

- None

2. Action Items

2.1 Approval of Agenda (M. Collins)

- MSC (Marshall/Buchanan)

2.2 Approval of Minutes from August 26, 2021 (M. Collins)

- MSC (Romero/Marshall)

3. Information Items

3.1 Norco College Sustainability Project "VALUES" Workshop (DLR Group)

- Introductions of DLR Group Team and District Representatives (Agah/Mohtasham)
- The Norco Sustainability Project overview was presented and expectations as stakeholders was discussed.
 - There are 9 various workshops that will take place throughout the Fall semester and everyone is encouraged to participate and spread the word.
 - Volunteers for the Norco Sustainability Task Force was requested and it was noted that Teresa Friedrich Finnern offered to join.

- Breakout groups were assigned and the “Values” workshops commenced.
 - Group 1 comments and discussions:
 - Local sourcing importance
 - Health, economic, decarbonization, etc.
 - Outdoor climate concerns and utilization (Wind/shade structures/etc.)
 - Sustainability and renewable energy
 - Resiliency and to make sure adequate emergency planning are in place for natural disasters/pandemics/etc., while addressing the financial aspects that happen during emergencies.
 - Equity and inclusion to remain at the forefront of planning
 - Group 2 comments and discussion:
 - Inclusivity and maintain a welcoming environment for both Students and the Community.
 - Carbon reduction goals
 - Energy reduction issues and goals
 - Automobile charging stations needs
 - Transportation ideas were discussed (reduce heat from pavement by adding parking structures for shade/solar/etc.)
 - Grow the City of Norco partnership and improve relationships for potential joint sustainability projects moving forward
 - Eco-system services / incorporate nature in future planning and development of the campus
 - Improvement for air quality for indoor spaces
 - Biological sustainability

4. Good of the Order

- N/A

5. Adjournment

- MSC (Buchanan/Friedrich Finnern)
- 2:19pm

Next Meeting:

- October 28, 2021

Meeting Minutes



Architecture Engineering Planning Interiors

1650 Spruce Street, Suite 300
Riverside, CA 92507

Meeting Date	09.23.2021
To	Hussain Agah, Mehran Mohtasham, Myra Nava
From	DLR Group
Location	via ZOOM
Project	RCCD: Sustainability and Climate Action Plan
Project No.	N/A
Attendees	Linsey Graft, Lindsey Perez, Shona O'Dea, Prem Sundharam, Chris Flynn, Hussain Agah, Majd Askar, Mahdi Afkhamiaghda, Isheanesu Tendayi, Mehran Mohtasham, Michael Collins, Courtney Buchanan, Christopher Lawrence, Esmeralda Abejar, Mike Angeles, Ana Molina, Steven Marshall, Alex Zadeh, Teresa Friedrich.
Purpose	Norco Resource Council VALUES Session

Agenda:

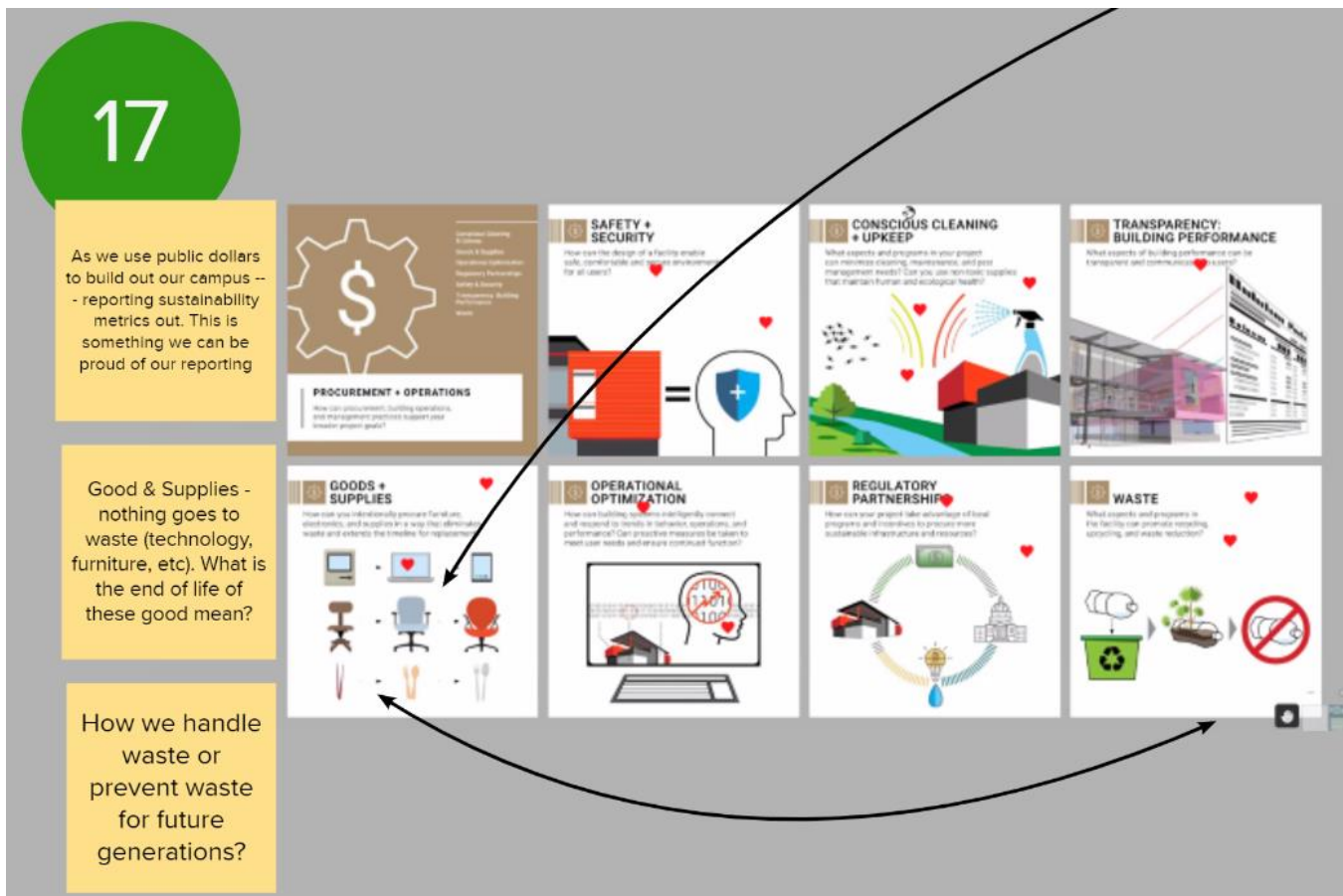
- **Welcome: Introduction of the project (10 min)**
- **Activity: Prioritize your VALUES (60 mins)**
- Breakout: Prioritize VALUES themes (50 min)
 - *What does each group value?*
 - *What themes matter most?*
- Regroup: Share out and Reflections (10 min)
 - VALUES SHARE: 4 min
 - REFLECTIONS: 6 min
 - *What did you hear that surprised you, excited you, made you think?*
 - *Now that you've heard everyone else, did you have any thoughts?*

Link to Mural for Activity for Viewing only:

<https://app.mural.co/t/firstworkspace3639/m/firstworkspace3639/1632261792237/dec26a4d12bf0b2e19f5dc3d323907c0e88587d2?sender=lperez9220>

Minutes:

- Welcome (**See attached slides, 1-10**)
 - All meetings will be recorded, and minutes posted for anyone unable to attend sessions.
 - DLR Group provided a brief overview the Integrated Planning Process, how the deliverables of this project will speak to other plans such as the District Strategic Plan, College's Strategic Plan, etc.
 - DLR Group described the deliverables of this project and denoted this process will have a lot of terminology we will review.
 - DLR Group introduced stamp features of Zoom to allow attendees to participate and engage in the VALUES activity.
- Activity (**See Notes from each breakout group**)
 - Attendees were divided into three groups and sent out into breakout rooms to learn more about the VALUES topics and prioritize which VALUES is where the District Sustainability Committee believes the district priorities around Sustainability and Climate Action should be invested.
- **Group 1**
 - STEP 1: Group 1 reviewed all 12 VALUES topics and stamped a heart of a card resonated with them and a question mark if they wanted more information. Group 1 drew many connections between the cards.



STEP TWO: DISCUSS Using the cards that resonated with the group in this step we will spend time prioritizing. Now imagine you were investing budget in 6 goals that would connect Sustainability to User Experience. Which VALUE would have the most impact for your investment?

TOP 6 CARDS

The main grid contains the following cards:

- Card 7:** Decarbonization Transportation, Access + Mobility, Multi-Modal Transportation, Walkability & Safety.
- Card 7:** Neighborhood Vitality, Transparency Decision Making, Community Connect, Community Access, Community Partnerships.
- Card 9:** Outdoor + Health, Inclusion, Health + Inspiration, Historical Context of Place, Individual vs. Collective Placemaking.
- Card 9:** Building Systems Selection, Energy Need Reduction, Energy Cost Reduction, Decarbonization Energy, Energy Need Reduction.
- Card 12:** Social Justice, Land Use, Equity, Economic Development, Economic Development, Equitable Development, Equity.
- Card 10:** Active Spaces, Play, Air Quality, Community Resilience, Environmental Quality, Air Quality.
- Card 10:** Air Quality, Community Resilience, Environmental Quality, Air Quality.
- Card 12:** Energy Need Reduction, Sustainable and renewable energy and decarbonization, Resilience and emergency planning.
- Card 9:** Site Ecology and Building Ecology, Equipment Services, Environmental Quality, Building Ecology, Decarbonization, Resilience and emergency planning.
- Card 17:** Good & Supplies - making goes to waste (technology, furniture, etc) What to the end of life of these good mean? How we handle waste or prevent waste for future generations?
- Card 11:** Community Resilience, Emergency Planning, Equity, Inclusion, Resilience and emergency planning.
- Card 9:** Equity, Inclusion, Resilience and emergency planning.

The 'TOP 6 CARDS' section includes:

- Holistic Procurement - vendor transparency as it relates to boarder goals (health, economy, decarbonization)**
- Outdoor Environment - Land Use connected to Historical Context of Place and how to make outdoor environments more comfortable.**
- Energy Need Reduction**
- Sustainable and renewable energy and decarbonization**
- Resilience and emergency planning**
- Equity and inclusion**

- STEP 2: Group 1 discussed the cards that resonated the most with the group.
- Group 1 spent time connecting many of the cards into boarder themes including Holistic Procurement, Outdoor Environment, Renewable Energy and Decarbonization, Resiliency and Emergency Planning, and Equity and Inclusion.

CLOSING
15 MINS

TOP 6 CARDS

Holistic Procurement - vendor transparency as it relates to boarder goals (health, economy, decarbonization)

This block contains a collage of six cards. The top card is titled 'Holistic Procurement - vendor transparency as it relates to boarder goals (health, economy, decarbonization)'. Below it are smaller cards with icons and text: 'SUPPLY CHAIN', 'ENVIRONMENTAL MATERIAL SOURCING', 'NOURISHMENT', 'ASPE', and others.

Outdoor Environment - Land Use connected to Historical Context of Place and how to make outdoor environments more comfortable.

This block contains a collage of six cards. The top card is titled 'Outdoor Environment - Land Use connected to Historical Context of Place and how to make outdoor environments more comfortable.'. Below it are smaller cards with icons and text: 'AIR QUALITY', 'OUTDOOR ENVIRONMENTAL QUALITY', 'HISTORICAL CONTEXT OF PLACE', 'LAND USE', and others.

ENERGY NEED REDUCTION

DECARBONIZATION: ENERGY

ENERGY

sustainable and renewable energy and decarbonization

This block contains three cards. The top card is 'ENERGY NEED REDUCTION' with a tree icon. The middle card is 'DECARBONIZATION: ENERGY' with a house and sun icon. The bottom card is 'ENERGY' with a leaf icon. A blue box at the bottom contains the text 'sustainable and renewable energy and decarbonization'.

RESILIENCE

ECONOMIC RESILIENCE

EMERGENCY PLANNING

resilience and emergency planning

This block contains three cards. The top card is 'RESILIENCE' with a tree icon. The middle card is 'ECONOMIC RESILIENCE' with a house and dollar sign icon. The bottom card is 'EMERGENCY PLANNING' with a house and clock icon. A blue box at the bottom contains the text 'resilience and emergency planning'.

EQUITY

INCLUSION

equity and inclusion

This block contains two cards. The top card is 'EQUITY' with an icon of three people of different heights reaching for fruit. The bottom card is 'INCLUSION' with an icon of a group of diverse people. A blue box on the left contains the text 'equity and inclusion'.

- **Group 2**

- STEP 1: Group 2 reviewed all 12 VALUES topics and stamped a heart of a card resonated with them and a question mark if they wanted more information. Please review the mural link for a clearer view of this group's initial reactions. They spent time drawing connections between the cards as part of their discussion.

STEP TWO: DISCUSS Using the cards that resonated with the group in this step we will spend time prioritizing. Now imagine you were investing a budget in 6 goals that would connect Sustainability to User Experience. **Which VALUE would have the most impact for your investment?**

The image displays a comprehensive grid of sustainability value cards, organized into several clusters. Each card features an icon, a title, and a brief description. Handwritten annotations in various colors (green, yellow, purple) highlight specific cards and groups of cards, often accompanied by numbered circles (1-10) and explanatory text.

Annotations and Notes:

- Top Left (Green circles 7, 6):** "charging stations", "relationship with city of Norco - a way to rebuild relationship?", "they don't know we are here".
- Top Middle (Green circle 5):** "partnerships = transparency, vitality".
- Top Right (Green circle 7):** "representing the different cultures of the college, but is not necessarily reflected in the exterior and built architecture", "Welcoming environment for the colleges".
- Middle Left (Green circle 10):** "Preparation of outdoor or indoor spaces", "How will we bring responsibility - power from a wind farm NIMBYs".
- Middle Right (Green circle 6):** "visual and acoustic is important in the classroom", "add vir part of".
- Bottom Left (Green circle 5):** "Material Facts".
- Bottom Middle (Green circle 7):** "Outdoor Environmental Quality".
- Bottom Right (Green circle 8):** "Operational Optimization", "Regulatory Partnerships", "Waste".
- Bottom Far Left (Green circle 10):** "Resiliency", "Community Resiliency", "Economic Resiliency", "Emergency Planning".
- Bottom Far Right (Green circle 6):** "Water", "Water Self-Sufficiency", "Water Context of Place", "Storm Water Management", "Hydrological Balance", "Potable Water Quality".

Card Categories and Titles:

- Top Row:** ACCESS + MOBILITY, DEC. TRANSPORTATION, COMMUNITY CONNECTOR, NEIGHBORHOOD VITALITY, TRANSPARENCY: DECISION-MAKING, ORGANIZATIONAL TRANSFORMATION, MULTI-CULTURAL RELEVANCE, INCLUSION.
- Second Row:** MULTI-MODAL TRANSPORTATION, WALKABILITY & SAFETY, COMMUNITY ACCESS, COMMUNITY PARTNERSHIPS, BEAUTY + INSPIRATION, HISTORICAL CONTEXT OF PLACE, INDIVIDUAL VS. COLLECTIVE PLACEMAKING.
- Middle Row (Left):** EQUITABLE DEVELOPMENT, SOCIAL JUSTICE, LAND USE, CLIMATE JUSTICE, ECONOMIC DEVELOPMENT PROGRAMMING, EQUITABLE DEVELOPMENT SITING, EQUITY.
- Middle Row (Right):** HEALTH + WELL-BEING, EVIDENCE-BASED DECISIONS, NOURISHMENT, PLAY, BIOPHILIA, ACTIVE SPACES, INDIVIDUAL FULFILLMENT.
- Bottom Row (Left):** MATERIALS IMPACT, DESIGN FOR DISABILITY, HANDPRINTING, PURPOSE OVER SURPLUS, TRANSPARENCY: MATERIAL INCIDENTS, DECARBONIZATION: MATERIALS, CONSCIOUS MATERIAL SOURCING.
- Bottom Row (Middle):** OUTDOOR ENVIRONMENTAL QUALITY, PUBLIC SPACE, SITE ECOLOGY, BUILDING ECOLOGY, DECARBONIZATION: DEQUESTATION, ECOSYSTEM SERVICES.
- Bottom Row (Right):** PROCUREMENT + OPERATIONS, SAFETY + SECURITY, CONSCIOUS CLEANING + UPKEEP, TRANSPARENCY: BUILDING PERFORMANCE, GOODS + SUPPLIES, OPERATIONAL OPTIMIZATION, REGULATORY PARTNERSHIPS, WASTE.
- Bottom Far Left:** RESILIENCY, RISK ADAPTION + MITIGATION, EMOTIONAL RESILIENCY, BUILDING RESILIENCY.
- Bottom Far Right:** TRANSPORTATION, DISABILITY, INCLUSION, DECARBONIZATION.

- STEP 2: Group 2 discussed their top VALUES: Group 2 has a robust conversation on many of the card topics, creating their own themes like Group 1. Welcoming Campus Experience, Carbon Reduction, Community Relationship Replenishment, Classroom Comfort and Safety, Biological Sustainability



**CLOSING
15 MINS**

TOP 6 CARDS

PROPORTION
Proportion of space for students vs everyone else

DEDICATION
Dedication of outdoor vs indoor spaces

WELCOMING
Welcoming environment for the changes

INCLUSION
How can you support students who are transitioning from high school to college?

RENEWAL
How can you support students who are transitioning from high school to college?

EQUITY
How can you support students who are transitioning from high school to college?

WELCOMING CAMPUS EXPERIENCE

ECONOMIC DEVELOPMENT PROGRAMMING
How will the services, renewable energy affect?

Taking responsibility - power from a wind farm NIMBY's

DECARBONIZATION TRANSPORTATION
How can you support students who are transitioning from high school to college?

charging stations
students arent from the community

Charging for students

Reduce Heat Island Effect on campus

DECARBONIZATION ENERGY
How can you support students who are transitioning from high school to college?

CARBON REDUCTION

COMMUNITY PARTNERSHIPS
How can you support students who are transitioning from high school to college?

they don't know we are here

relationship with city of Norco - a way to rebuild relationship?

partnerships = transparency, vitality

TRANSFORMING
Transforming relationships by improving community partnerships

UNITY
Pandemic and the college did not act as a resilient place agent

COMMUNITY RELATIONSHIP REPLENISHMENT

Unable to support the city of NorCo

FOOD AND COMPUTER INVESTMENTS
Food and computer investments in the community

VALUE card

THERMAL COMFORT
How can you support students who are transitioning from high school to college?

visual and acoustic is important in the classroom

Virus issues and air systems

CLASSROOM COMFORT & SAFETY

VISUAL COMFORT
How can you support students who are transitioning from high school to college?

BIOPHILIA
How can you support students who are transitioning from high school to college?

Irregular rainfall issues and flood mitigation

BIOLOGICAL SUSTAINABILITY
Using related surroundings for benefits and computer connections along with money at place


ECOSYSTEM SERVICES
How can you support students who are transitioning from high school to college?

STORM WATER MANAGEMENT

Session Conclusion:

- DLR Group will share out more about all the other VALUES sessions the next time we meet. We will uncover what is rising to the time so we can start to discuss goal setting around your VALUES.

2021 SUSTAINABILITY AND CLIMATE ACTION PLAN



Your Team



Leigh Anne Jones
Principal in Charge



Lindsey Perez
Sustainability and Climate
Action Plan Leader



Prem Sundharam
Total Cost of Ownership
Leader



Chris Lawrence
Project Manager



Linsey Graff
Engagement/STARS
Leader

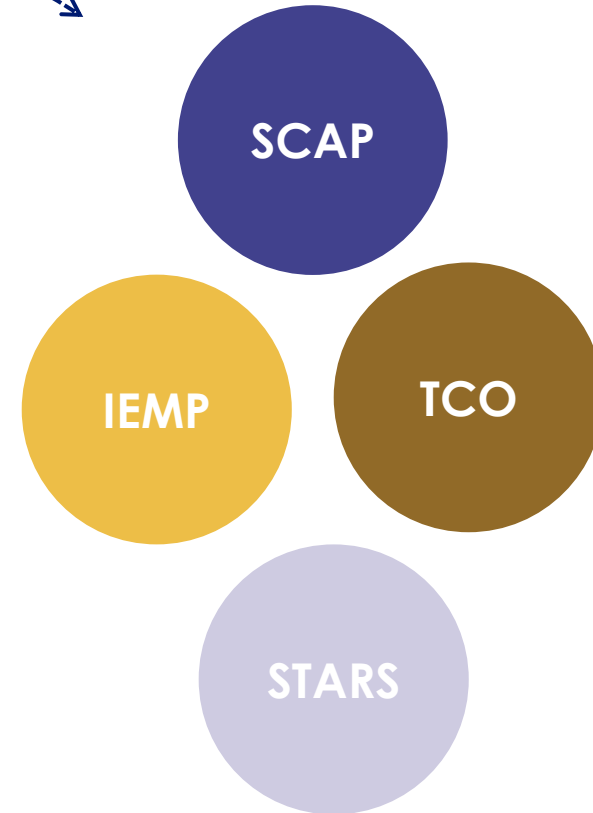


Shona O'Dea
Integrated Energy
Master Plan Leader

Integrated Planning Approach

CONNECTING TO OTHER PLANS:

- District Strategic Plan
- College's Strategic Plan
- College's Educational Master Plan
- College's Facilities Master Plan
- District Five-year Capital Construction Plan
- College's Operational and Maintenance Plan
- Fiscal Plan
- Solar Planning Initiative



Project Schedule

	2021							2022						Project Complete May 31, 2023
	Jun.	Jul.	Aug.	Sep.	Oct.	Nov.	Dec.	Jan.	Feb.	Mar.	Apr.	May	Jun.	
TASKS	TASK 1: Project Initiation			TASK 2: Research and Analysis				TASK 3: Implementation Phase						TASK 4: Verification and Monitoring
SCAP	Project Initiation			VALUES and Vision		Prioritization and Goals			Action Plan and Implementation			Final Plan		
IEMP				Campus Building Profiles	Energy Audits	Recommend ECMs			ECMs Finalized	Dashboard	Draft Plan	Final Plan	Final Approvals	
TCO				Identify Assets	Classify Assets	Decision Criteria	Funding Analysis		Costing Assets	Asset Decisions		Comprehensive Asset Plan	Final Approvals	
STARS														
Committee Workshop			Kick-Off Meeting	VALUES	Listening / Deep-Dives	Prioritization		Goal Setting		Action Plan	Draft Plan	Final Plan	Final Approvals	
Campus Work			President's Kick-off	VALUES	Open Houses	Campus Priorities	-	-	College Action Plan		Draft Plan		Final Approvals	
Deliverable Due														

We are here.

Sustainability Committee Members

District Office

- **Hussain Agah** - Associate Vice Chancellor
- **Mehran Mohtasham** - Director of Capital Planning
- **Bart Doering** - Facilities Development Director
- **Marisa Yeager** - Director, Government Relations
- **Myra Nava** - Classified Representative

Moreno Valley College

- **Fabian Biancardi** – Professor, Academic Senate
- **Kemari Wofford** – Student Representative, College Students Association
- **Majd Askar** - Interim Vice President, Business Services
- **Ron Kirkpatrick** - Director, Facilities M&O
- **Pending** – Classified Representatives

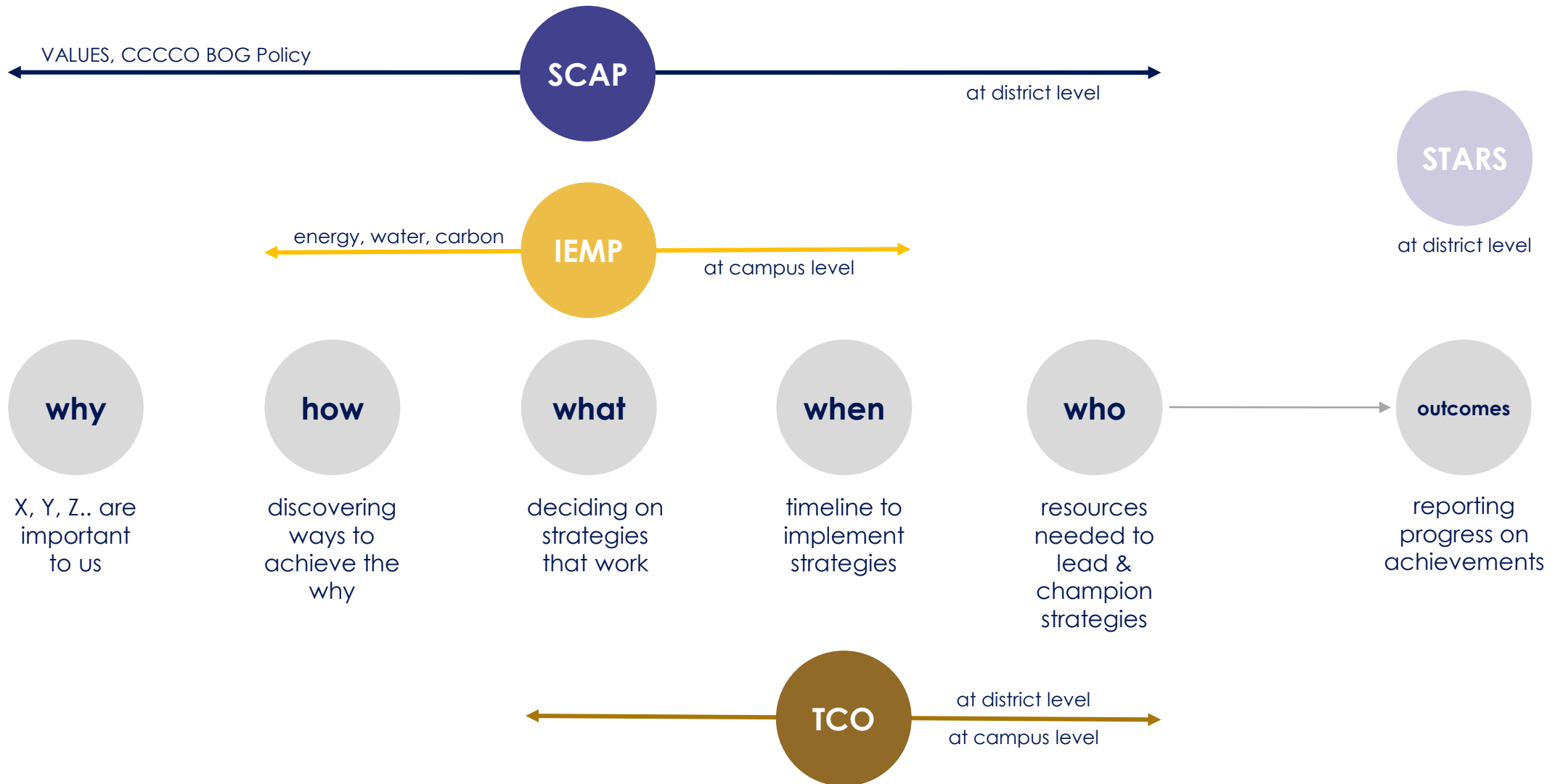
Norco College

- **Maxwell Murphey** - Associate Faculty, Academic Senate
- **Isaac Nunez** - Student Representative, College Students Association
- **Michael Collins** - Vice President, Business Services, Business Services Office
- **Steven Marshall** - Director, Facilities M&O
- **Andy Aldasoro** - Classified Representative

Riverside City College

- **Garth Schultz** – Associate Professor, Faculty Association
- **Tonya Huff** – Assistant Professor, Academic Senate
- **Jordyn Villanueva** - Student Representative, College Students Association
- **Albert Jaramillo** – Student Representative, College Students Association (Alternate)
- **Chip West** - Vice President, Business Services, Business Services Office
- **Robert Beebe** - Interim Director, Facilities M&O
- **Peter Lomas** - Classified Representative

Connections



One goal of the Sustainability and Climate Action Plan is to identify ways for **environmental, social and financial sustainability** to be fostered at each campus in the district.



Defining Sustainability


Planning & Sustainability

Our choices have an impact at all scales.

Our choices impact all categories

Environment is everything around us including us while the ecology describes how all those work.

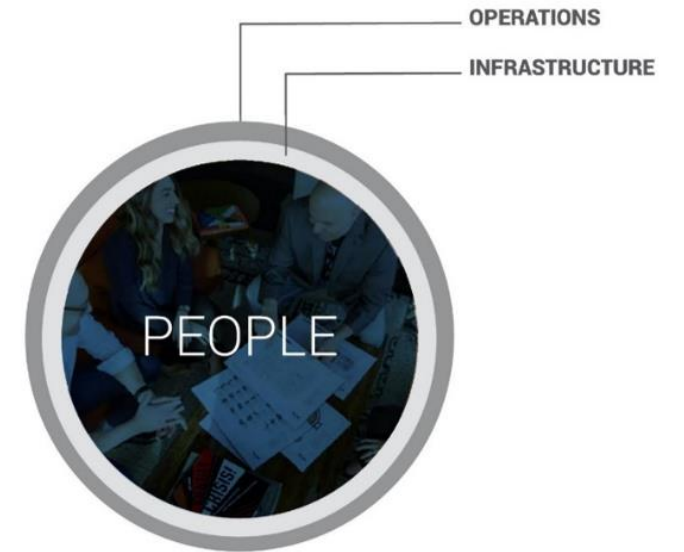
Ecology looks at the interaction between everything.



User Experience + Performance



Design Solution



Holistic design thinking maximizes opportunities for optimal design impact on people, operations, and infrastructure.

Comprehensive Sustainability Language



Decarbonization:
Transportation
Multi-Modal
Transportation
Walkability and Safety

ACCESS + MOBILITY

How can your project advocate and celebrate transit-oriented design, connections between transit hubs, and walkable communities?



Community Access
Community Partnerships
Neighborhood Vitality
Transparency:
Decision-Making

COMMUNITY CONNECTOR

How can your project support its surrounding community, build community partnerships, and connect residents to shared resources?



Beauty & Inspiration
Historical Context of Place
Inclusion
Individual vs. Collective
Placemaking
Multi-Cultural Relevance
Organizational
Transformation

CULTURE + IDENTITY

How can your project celebrate its history and cultural context to develop a strong sense of place that speaks to the identities of occupants and surrounding communities?



Building Ecology
Decarbonization:
Sequestration
Ecosystem Services
Public Space
Site Ecology

OUTDOOR ENVIRONMENTAL QUALITY

How can your project's outdoor spaces restore ecology, build community, and create a strong sense of place?



Climate Justice
Economic Development
Programming
Equitable Development
Siting
Equity
Land Use
Social Justice

EQUITABLE DEVELOPMENT

How can your project promote affordability, provide access to opportunity, and advocate for those in need?



Active Spaces
Biophilia
Evidence-Based
Modalities
Hearthment
Play

HEALTH + WELL-BEING

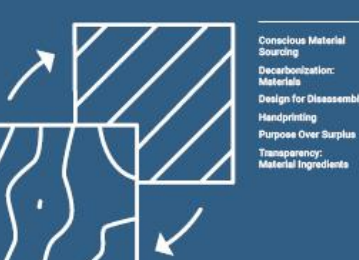
How can intentional design features actively promote users' emotional and physical well-being and encourage them to make healthier choices?



Acoustic Comfort
Air Quality
Thermal Comfort
Visual Comfort

INDOOR ENVIRONMENTAL QUALITY

How can your project support user comfort and productivity?



Conscious Material
Sourcing
Decarbonization:
Materials
Design for Disassembly
Handprinting
Purpose Over Surplus
Transparency:
Material Ingredients

MATERIALS IMPACT

How do your materials choices support healthy ecology, communities, and economies?



Building Systems
Selection
Decarbonization: Energy
Generation
Energy Cost Reduction
Energy Need Reduction

ENERGY

How can changes in energy infrastructure support your broader mission, reduce costs, and build a healthier planet?



Building Resiliency
Community Resiliency
Economic Resiliency
Emergency Planning
Emotional Resiliency
Risk Adaptation & Mitigation

RESILIENCY


How can your project help its users and community adapt to and recover from unexpected situations?



Conscious Cleaning
& Upkeep Goods & Supplies
Operational Optimization
Regulatory Partnerships
Safety & Security
Transparency: Building
Performance
Waste

PROCUREMENT + OPERATIONS

How can procurement, building operations, and management practices support your broader project goals?



(Storm) Water
Management
Hydrological Balance
Potable Water Quality
Water Context of Place
Water Self-Sufficiency

WATER

What connections to water are important to your users and neighboring communities?

 DLR Group

VALUES

WORKSHOP FLASHCARDS

Comprehensive Approach to Resiliency & Sustainability

Higher Education institutions are uniquely positioned to make worldwide impact in terms of the environment, society, and the economy, but most audiences have difficulty connecting all three comprehensively. **Sustainability at DLR Group focuses on the connections between people, the economy, and the environment and how those connections work together to achieve long-term prosperity and continued quality of life.**

VALUES WORKSHOP

VALUES stands for Viewing Architecture through the Lens of User Experience and Sustainability. Understanding the challenges, needs and aspirations of a planning project from your stakeholders through a series of engagement sessions is a critical the first step in our process. When we discover diverse aspirations, we use a unique framework we developed called VALUES to help stakeholders prioritize, set targets for goals and metrics for success. The set of VALUES developed through various sessions become the guiding principles for the planning process against which, every major decision is filtered.

	<p>ENERGY NEED REDUCTION How can you make intentional design choices to reduce the energy needs of your project and optimize performance?</p>	<p>DECARBONIZATION: ENERGY Where is your project sourcing its energy from? How can your project replace fossil fuels with low-carbon energy sources?</p>	<p>CLIMATE JUSTICE How can your project mitigate the effects of climate change to ensure that no single community or group of people is unjustly affected by the project's environmental burdens or benefits?</p>	<p>COMMUNITY RESILIENCY What measures and features can your project provide to the target community it serves during and after an unexpected event?</p>	<p>EQUITY How is your project allocating services, resources, and opportunities in a just and equitable manner, and prioritizing marginalized groups?</p>
SEE	LED LIGHTING; UPGRADED HVAC SYSTEMS	SOLAR PANELS; CURRICULUM INTEGRATION	INCREASE IN COMMUNITY HEALTH	RESILIENCE HUBS ON CAMPUS; TOWN AND GOWN PARTNERSHIPS; EDUCATION ON RESILIENCY	DIVERSITY OF VOICES INVOLVED IN PLAN'S DEVELOPMENT AND IMPLEMENTATION
FEEL	COMFORTABLE	PRIDE; EDUCATED; ACCOMPLISHED; MADE A DIFFERENCE	REDUCTION IN EXTREME HEAT	COMMUNITY PRIDE TO HELP ONE ANOTHER; CONNECTED TO GREATER RIVERSIDE COMMUNITY	SENSE OF OWNERSHIP FOR THE PLANS AS A REPRESENTATION OF ALL VOICES
MEASURE	REDUCTION IN HOT/COLD CALLS; ENERGY COST SAVINGS	SOLAR PV GENERATION; REDUCTION IN CARBON EMISSIONS	AIR QUALITY ON CAMPUS AND SURROUNDING COMMUNITY	IMPACT OF YOUR RESILIENCY HUBS DURING TIMES OF CRISIS	MEASURE THE SUPPORT PROVIDED TO GROUPS THAT HAVE HISTORICALLY BORN THE BURDENS OF CLIMATE CHANGE

VALUES WORKSHOP SUMMARY EXAMPLE

TABLE OF CONTENTS

Introduction	3	Materials Impact	45
Access + Mobility	5	Conscious Material Sourcing.....	46
Decarbonization: Transportation.....	6	Decarbonization: Materials.....	47
Multi-Modal Transportation.....	7	Design for Disassembly.....	48
Walkability & Safety.....	8	Handprinting.....	49
Community Connector	9	Purpose Over Surplus.....	50
Community Access.....	10	Transparency: Material Ingredients.....	51
Community Partnerships.....	11	Outdoor Environmental quality	52
Neighborhood Vitality.....	12	Building Ecology.....	53
Transparency: Decision-making.....	13	Decarbonization: Sequestration.....	54
Culture + Identity	14	Ecosystem Services.....	55
Beauty + Inspiration.....	15	Public Space.....	56
Historical Context of Place.....	16	Site Ecology.....	57
Inclusion.....	17	Procurement + Operations	58
Individual vs. Collective Placemaking.....	18	Conscious Cleaning + Upkeep.....	59
Multi-cultural Relevance.....	19	Goods + Supplies.....	60
Organizational Transformation.....	20	Operational Optimization.....	61
Equitable Development	21	Regulatory Partnerships.....	62
Climate Justice.....	22	Safety + Security.....	63
Economic Development Programming.....	23	Transparency: Building Performance.....	64
Equitable Development Siting.....	24	Waste.....	65
Equity.....	25	Resiliency	66
Land Use.....	26	Building Resiliency.....	67
Social Justice.....	27	Community Resiliency.....	68
Energy	28	Economic resiliency.....	69
Building Systems Selection.....	29	Emergency Planning.....	70
Decarbonization: Energy.....	30	Emotional Resiliency.....	71
Energy Cost Reduction.....	31	Risk Adaptation + Mitigation.....	72
Energy Need Reduction.....	32	Water	73
Health + Well-being	33	Hydrological Balance.....	74
Active Spaces.....	34	Potable water Quality.....	75
Biophilia.....	35	(Storm)water Management.....	76
Evidence-Based Modalities.....	36	Water Context of Place.....	77
Individual Fulfillment.....	37	Water Self-Sufficiency.....	78
Nourishment.....	38		
Play.....	39		
Indoor Environmental Quality	40		
Acoustic Comfort.....	41		
Air Quality.....	42		
Thermal Comfort.....	43		
Visual Comfort.....	44		

INTRODUCTION

What is sustainability?

Sustainability is centered around the core idea of meeting current needs while preserving the ability of future generations to do the same.

It goes beyond ecological health and resource conservation to incorporate human health and community health; sustainability cannot be achieved without ecological, social, and economic balance. The VALUES exercise is organized into twelve themes that address this holistic definition of sustainability.

ACCESS + MOBILITY

Encompasses transit-oriented design, providing transportation options, decarbonizing transportation, and improving walkability and safety.

EQUITABLE DEVELOPMENT

A project can ignite change in communities by providing equitable access to programs, resources, and opportunities, promoting affordability, and advocating for those in need.

OUTDOOR ENVIRONMENTAL QUALITY

Projects can use their outdoor spaces to restore ecology, build community, and create a strong sense of place.

COMMUNITY CONNECTOR

A project can support its community by providing public resources and programs, encouraging neighborhood vitality, forging partnerships, and involving the public in decision-making processes.

HEALTH + WELL-BEING

A project's design can promote mental, physical, and emotional well-being and support users in accomplishing their personal goals.

PROCUREMENT + OPERATIONS

Projects can establish practices that support safety and security, efficient operations, and responsible procurement and disposal.

CULTURE + IDENTITY

A project can use design to celebrate its history and context and develop a strong sense of place that speaks the identities of occupants and surrounding communities.

INDOOR ENVIRONMENTAL QUALITY

Acoustic comfort, air quality, thermal comfort, and visual comfort support occupant health and well-being, cognitive function, and performance.

RESILIENCY

Intentional design can support the ability of buildings, sites, individuals, and communities to respond to, withstand, and recover from stressful or adverse situations.

ENERGY

Generating renewable energy, reducing energy consumption and cost, modeling how a proposed building design will perform in the future, and intentionally selecting building systems.

MATERIALS IMPACT

Building materials impact human well-being, carbon consumption (both embodied and operational), and cost over the course of their lifetimes.

WATER

Water encompasses water quality, water and stormwater management practices, hydrological balance, and water's cultural context in a community.

INTRODUCTION

How do I read the cards?

Each “card” within a VALUES theme has a front and a back.

The front of each VALUES card contains a graphic and a prompting question. As you read the question, think about how it may apply to your project and if you see potential to investigate it further.

Holistic sustainability solutions consider not only the impacts of a decision on the natural environment, but on the economy, communities, and human beings. The back of each card describes the benefits of that topic as related to the following categories:



human health

A state of complete physical, mental, and social well-being that goes beyond merely the absence of disease or infirmity.



resource conservation

The responsible management and protection of natural resources to benefit the current generation while maintaining capacity to meet the needs of future generations.



ecological future

The ability of ecosystems and their non-human inhabitants to maintain balance, be healthy, and thrive for generations to come.




community health

The availability of environmental, social, and economic resources to sustain emotional and physical well being among communities.



behavior awareness

An individual's understanding of how their behaviors impact the health of people, communities, and the environment.




ACCESS + MOBILITY

How can your project advocate and celebrate transit-oriented design, connections between transit hubs, and walkable communities?




Why is this important?

- resource conservation**
Transportation accounts for 14% of global greenhouse gas emissions, and 28% of emissions in the US. Decarbonizing transit is essential in meeting global and national emissions reduction targets.
- ecological future**
Reduced fossil fuel consumption can help mitigate global warming and minimize the ecological destruction caused by fossil fuel extraction.
- community health**
Communities adjacent to freeways bear the undue health burdens of freeway smog. Decarbonizing transit will lessen exposure to harmful pollutants for communities near freeways and major roads.


 DLR Group
 VALUES
workshop flashcards










MULTI-MODAL TRANSPORTATION


How can a site prioritize safe access and infrastructure for pedestrians, bicycles, public transit, and other alternative transit modes over single-driver vehicles?



Why is this important?

-  **human health**
Prioritizing alternative transit modes over single-driver vehicles can encourage active transportation.
-  **resource conservation**
Transitioning away from single-use vehicles will reduce carbon emissions and fossil fuel consumption.
-  **community health**
Providing infrastructure for all transit modes equalizes the playing field for those without access to a car.

 DLR Group
 VALUES
workshop flashcards



WALKABILITY & SAFETY

How does your project foster community health through safe and walkable networks?



Why is this important?

-  **human health**
A safe and pleasant walking environment can encourage more people to walk, jog, and exercise outdoors.
-  **ecological future**
Safe and walkable streets encourage travel on foot, reducing reliance on fossil fuel-consuming vehicles for transportation.
-  **community health**
A safe and walkable project helps to create a safer and more connected community, which leads to greater access to essential services and opportunities for all.



COMMUNITY CONNECTOR




How can your project support its surrounding community, build community partnerships, and connect residents to shared resources?



COMMUNITY ACCESS


What aspects of your project can be accessed by the community? How can your project become a broader community resource?



Why is this important?

-  **resource conservation**
If individuals have access to the services and resources they need within their community, they can reduce the need to expend resources and emissions traveling to other areas.
-  **community health**
Providing community access to services and resources allows for the conservation of limited personal and community resources.
-  **behavior awareness**
Providing community access allows the opportunity for interaction and engagement with community stakeholders that one might not otherwise connect with.

 DLR Group
 VALUES
workshop flashcards



 **COMMUNITY PARTNERSHIPS**

How can your project connect with local organizations, governments, businesses, and thought leaders to exchange ideas and services for mutual benefit?



 **Why is this important?**

-  **ecological future**
When groups come together, they can leverage shared resources to solve complex, interdisciplinary problems.
-  **community health**
Partnerships can support local economic vitality and encourage innovation.
-  **behavior awareness**
Community partnerships help build relationships that support your enterprise and raise your visibility among important stakeholders.


 **VALUES**
workshop flashcards







 **NEIGHBORHOOD VITALITY**


How can the spaces of your project radiate activity, vibrancy, creativity, and innovation out into the community? How can your project connect to the neighborhood fabric?

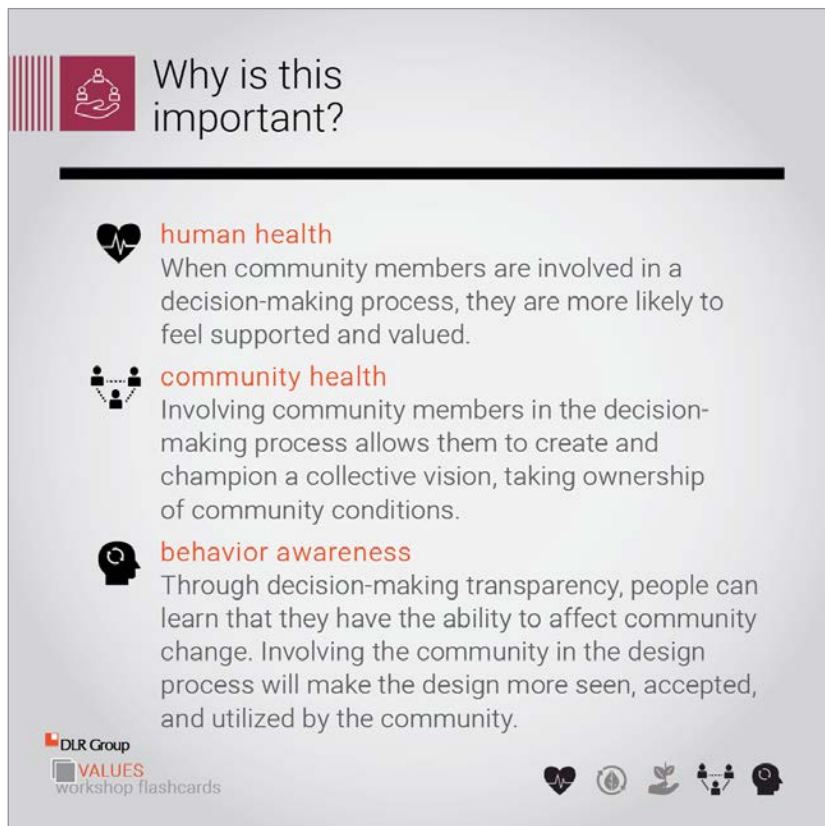
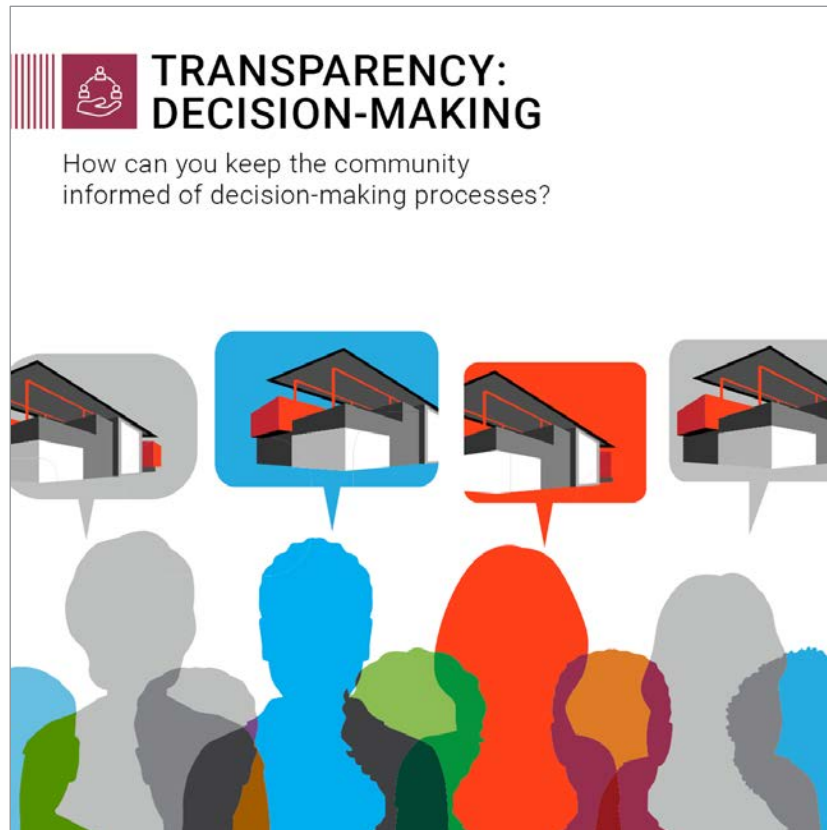


 **Why is this important?**




-  **human health**
In order to maintain mental well-being, people need spaces to explore, create, grow, and connect.
-  **community health**
Vibrant, visible activity within a space or project creates more opportunities for community engagement and creative exchange.
-  **behavior awareness**
Connecting your project to the neighborhood fabric helps individuals understand their role and place in the broader community.



 **VALUES**
workshop flashcards









Why is this important?

-  **human health**
When community members are involved in a decision-making process, they are more likely to feel supported and valued.
-  **community health**
Involving community members in the decision-making process allows them to create and champion a collective vision, taking ownership of community conditions.
-  **behavior awareness**
Through decision-making transparency, people can learn that they have the ability to affect community change. Involving the community in the design process will make the design more seen, accepted, and utilized by the community.

 **DLR Group**
 **VALUES**
workshop flashcards



CULTURE + IDENTITY

How can your project celebrate its history and cultural context to develop a strong sense of place that speaks to the identities of occupants and surrounding communities?



BEAUTY + INSPIRATION

How can beauty in nature and the built environment inspire and motivate user groups and communities to achieve their full potential? How can a strong sense of place instill pride and self-confidence in users' identities?



Why is this important?

-  **human health**
Being in a beautiful, inspiring place improves occupant's mood, boosts morale, and can create feelings of comfort and joy.
-  **community health**
Aligning design to the community's core values helps them build a sense of community pride.
-  **behavior awareness**
Understanding the elements of a space that inspire and bring joy can help occupants make positive changes to their own spaces.

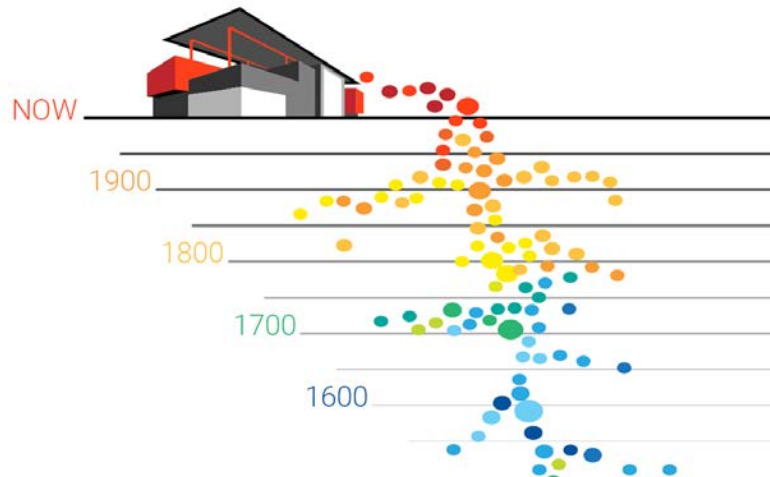
 DLR Group
 VALUES
workshop flashcards





HISTORICAL CONTEXT OF PLACE

How does your project connect to its location's cultural and built history? What uses, people, and events were there before? What is your project's relationship to its historical context and how does it respond to that context?



Why is this important?



ecological future

Drawing lessons from past environmental destruction or how the area was used in a sustainable way in history or pre-history can inform project goals going forward.



community health


Leveraging the shared knowledge of local indigenous or community groups can create reciprocal benefits for the project and groups already promoting positive community behaviors.



behavior awareness


When a design solution acknowledges the history of its setting and community, it helps teach people about which past behaviors are desirable and which should not be continued.









INCLUSION


How does your project look beyond its base program to provide opportunities for groups that may be marginalized? How can it create a sense of belonging for individuals of all backgrounds and identities?




Why is this important?

-  **human health**
Inclusion welcomes individuals of different backgrounds and with different abilities. Inclusive design solutions offer opportunities to engage the most people, create healthy and enjoyable spaces, and reduce barriers for all.
-  **community health**
When a design solution is inclusive, it presents more opportunities for people of different perspectives and resource networks to meet and connect – strengthening community health overall.


 DLR Group
 VALUES
workshop flashcards








 **INDIVIDUAL VS. COLLECTIVE PLACEMAKING**



What points of input inform the character of your project? What parts of the project belong to all, created and curated from the collective culture? Which areas should belong to individuals or small groups. adding control to




 **Why is this important?**

 **human health**
A combination of unexpected inputs, clear organizational identity, and a bit of “team identity” space provides a winning combination for productivity and wellness. When users have control over privacy, comfort, and surroundings, they have a safe zone in which to explore.


 **behavior awareness**
A built environment which has an identity as green, sustainable, or ecologically relevant brings greater satisfaction to occupants – and they may shift their own attitudes in favor of sustainable activities.

 **DLR Group**
 **VALUES**
workshop flashcards






MULTI-CULTURAL RELEVANCE


How does your project reflect the values, issues, needs, and cultures of its immediate and neighboring communities? How does your project explore the cultures of its users while welcoming in new perspectives?



Why is this important?

-  **human health**
Contextually- and culturally-relevant design solutions take into account the various needs of users from multiple backgrounds. This impacts mental and physical health through reduction of stress, through validation and pride, as well as identification of health factors that impact one part of the community more than another.
-  **behavior awareness**
Design solutions that are culturally and contextually relevant tend to be “stickier” - that is, the desired behaviors or outcomes tend to have more staying power with users.


 **VALUES**
workshop flashcards










ORGANIZATIONAL TRANSFORMATION


How can your project catalyze transformations that support broader goals and values? How can the structures of your organization support change? How can intentional cultural shifts support your goals?

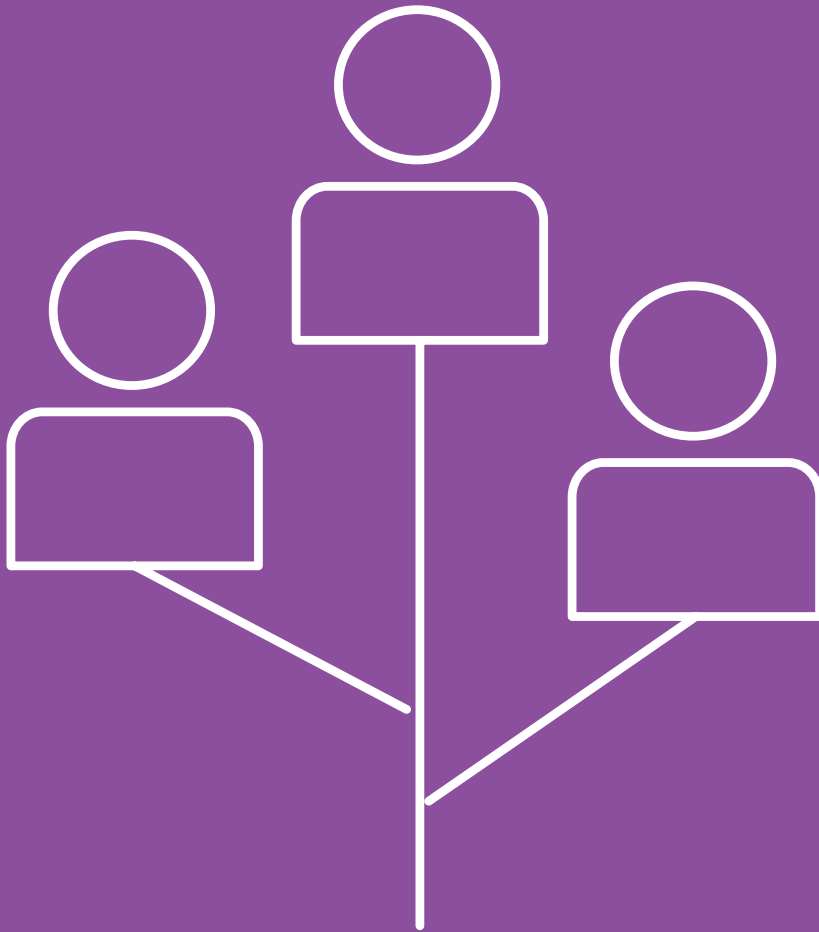


Why is this important?

-  **human health**
When an organization aligns with a broader purpose, individuals who are part of the organization feel more fulfilled and find their own sense of purpose.
-  **community health**
Values-driven organizations can use their structures to affect positive community change.
-  **behavior awareness**
Re-aligning organizational culture to reflect broader goals and values can encourage innovation and creativity.


 DLR Group
 VALUES
workshop flashcards



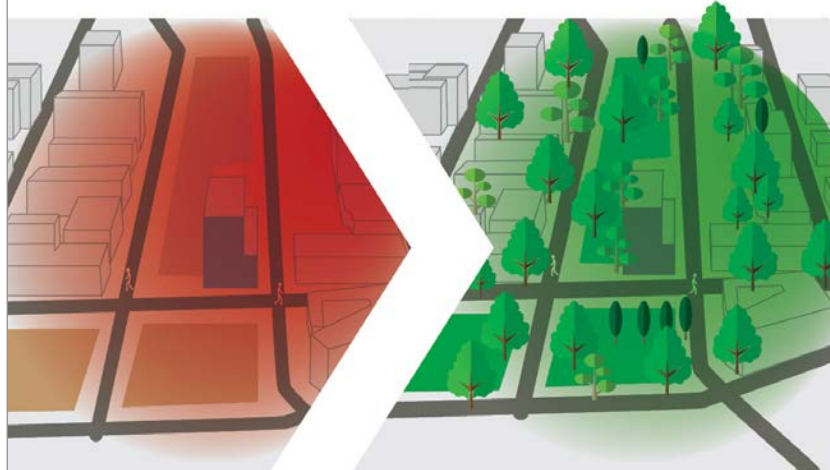


EQUITABLE DEVELOPMENT

How can your project promote affordability, provide access to opportunity, and advocate for those in need?

 **CLIMATE JUSTICE**

How can your project mitigate the effects of climate change to ensure that no single community or group of people is unjustly affected by the project's environmental burdens or benefits?



 **Why is this important?**

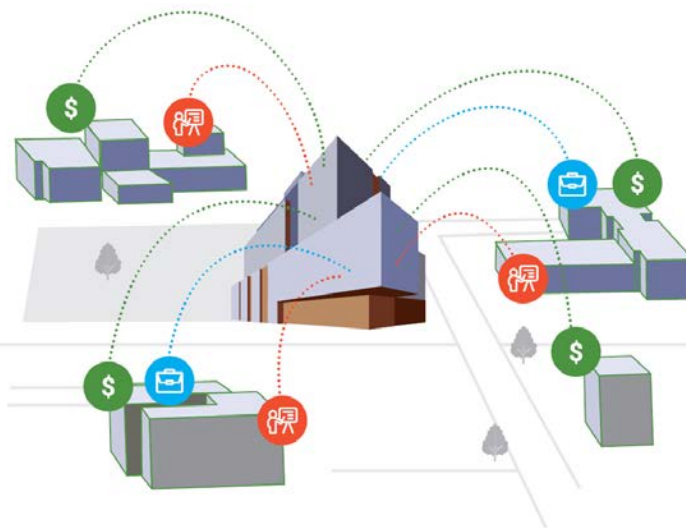
-  **human health**
Climate justice addresses the negative health outcomes borne disproportionately by certain groups as a result of climate change, resource consumption, and environmental degradation.
-  **ecological future**
Ecological health and human health are inextricably linked - climate change is a social justice issue.
-  **community health**
Communities of color and low-income communities bear the brunt of environmental hazards caused by collective environmental degradation and consumption.

 **VALUES**
workshop flashcards



ECONOMIC DEVELOPMENT PROGRAMMING

What programs and initiatives within your project can build economic and social vitality in the surrounding community?




Why is this important?

-  **human health**
Economic development programming can improve household income and provide individuals with the economic opportunities they need to reach individual fulfillment, have a high quality of life, and thrive.
-  **ecological future**
Balanced economic development goals can ensure an ecological future. Economic development can focus on practices, services, and products that solve climate issues and minimize environmental damage.
-  **community health**
Providing access to local jobs, workforce development and training, and education, sharing assets and facilities with a larger community can help forge stronger partnerships with communities and help them thrive.


 **VALUES**
workshop flashcards





EQUITABLE DEVELOPMENT SITING

How can your project location foster a healthy, vibrant community that reduces disparities of ecological and economic health for underserved populations?




Why is this important?



-  **human health**
Equitable access to parks, healthy food, affordable housing, and circulation networks improves public health.
-  **ecological future**
Equitable development can reduce disparities within communities to create a common ecological future. It addresses the needs of underserved populations using innovative design and reinvestment strategies.
-  **community health**
Environmental justice and inclusive design choices, such as affordability, quality education, access to technology, active recreation, and mixed-use / mixed-income policies, support social and economic inclusion and help improve community health.



 **VALUES**
workshop flashcards











 **Why is this important?**

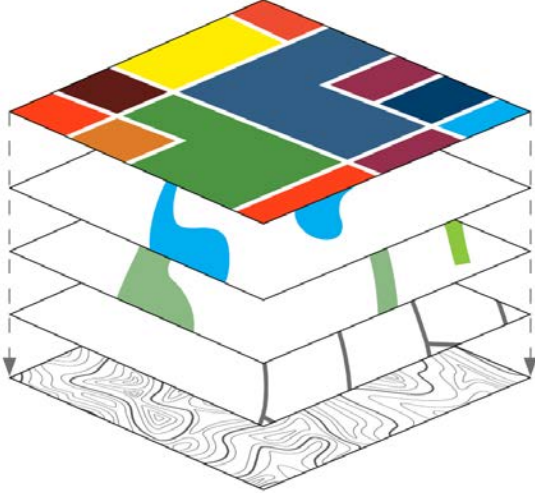
-  **human health**
Allocating services and resources in an equitable manner means everyone has access to the resources they need to be healthy and thrive.
-  **resource conservation**
Equity ensures that resources are fairly distributed to those in need, instead of certain groups consuming more than they need.


 DLR Group
 **VALUES**
workshop flashcards




    


 **LAND USE**


How could different combinations of activities and uses on your site affect the environment and human health? How do adjacent land uses affect your site's intended uses?




 **Why is this important?**

-  **human health**
Land use impacts where we live, work, and play and our overall quality of life. It affects public health including air quality, water quality, physical activity, social and mental health and wellness.
-  **ecological future**
Smart growth, compact development, and a mix of land uses integrated with multi-modal transportation can reduce sprawl that encroaches on agricultural land, forests, and biodiversity.
-  **community health**
Land use planning and community development impact the community's ability to make healthy choices, have a healthy living environment, and achieve economic vitality.


 **VALUES**
workshop flashcards









SOCIAL JUSTICE



How can your project manifest a fair and just society in which individuals receive equal economic, political, and social rights and opportunities?






Why is this important?

-  **human health**
Social justice includes creating equal opportunities for health outcomes and reducing health disparities. Providing people with equal rights and opportunities helps them achieve individual fulfillment and reach their potential.
-  **community health**
Social support systems and freedom from discrimination are necessary for positive community health outcomes.
-  **behavior awareness**
Social justice can help individuals consider their own biases and the role they play in perpetuating or dismantling unjust systems.

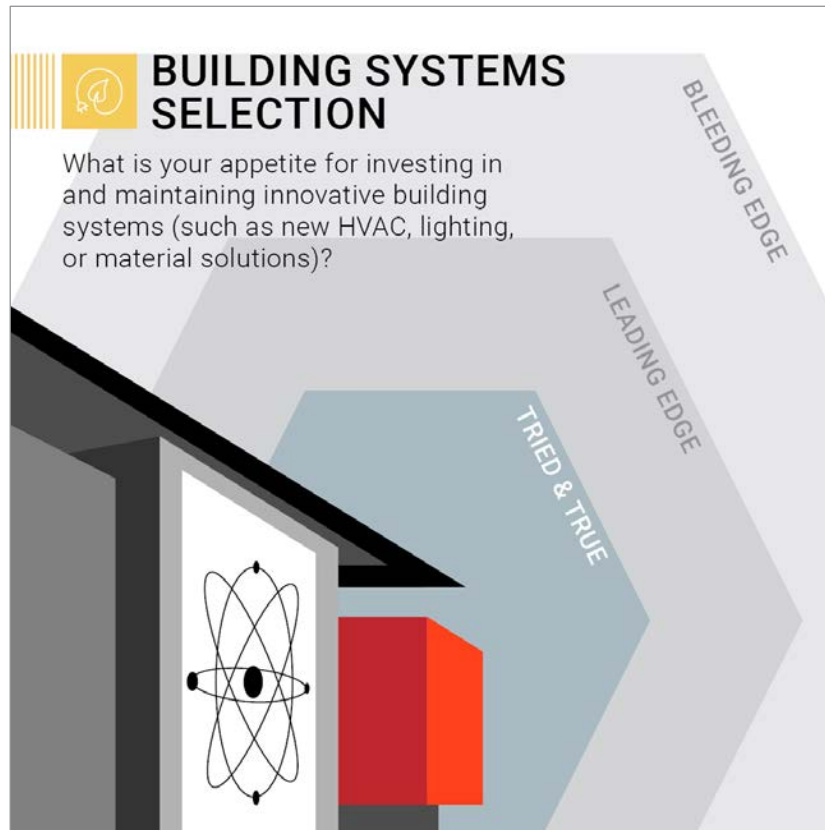
 DLR Group
 VALUES
workshop flashcards





ENERGY

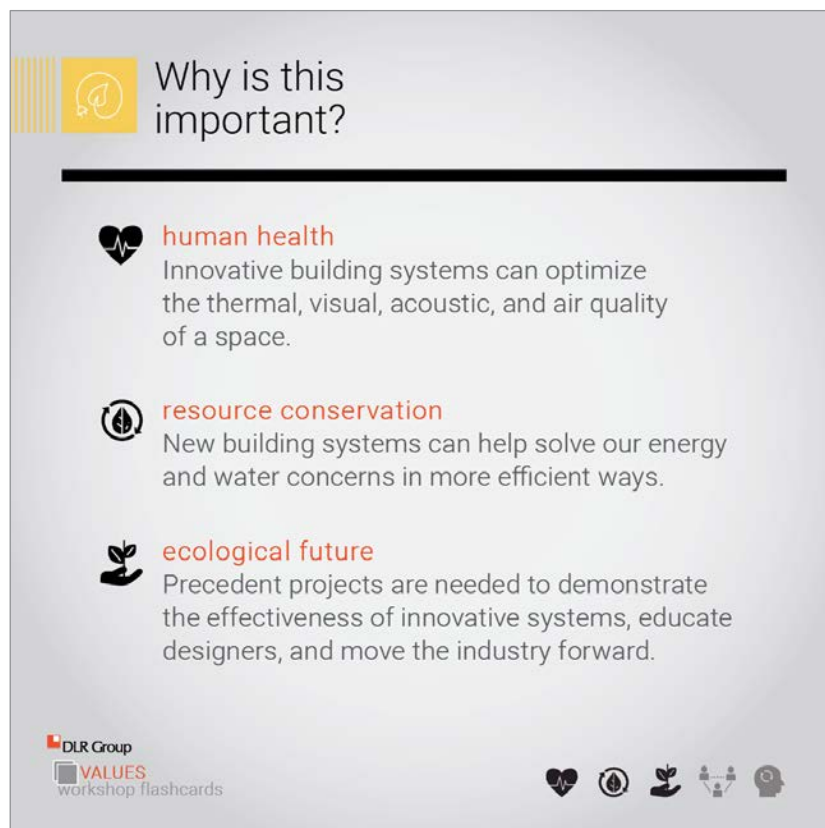
How can changes in energy infrastructure support your broader mission, reduce costs, and build a healthier planet?






BUILDING SYSTEMS SELECTION



What is your appetite for investing in and maintaining innovative building systems (such as new HVAC, lighting, or material solutions)?






The diagram illustrates three levels of building systems selection: **BLEEDING EDGE** (top, lightest blue), **LEADING EDGE** (middle, medium blue), and **TRIED & TRUE** (bottom, dark blue). A stylized building facade is shown on the left, featuring a window with an atomic symbol and a red and orange rectangular element.

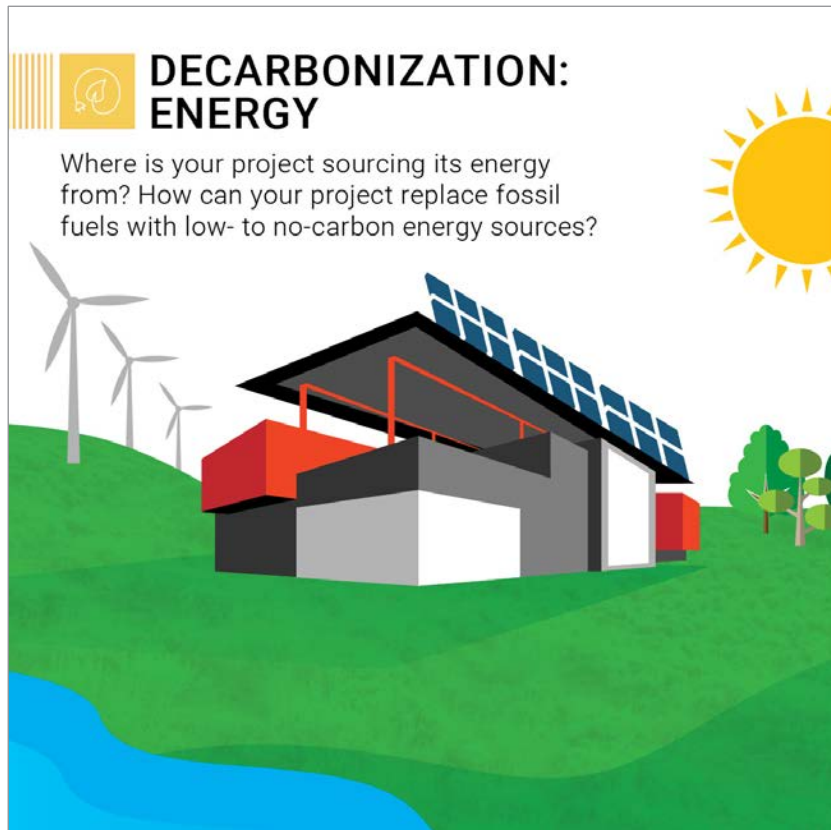


Why is this important?

-  **human health**
Innovative building systems can optimize the thermal, visual, acoustic, and air quality of a space.
-  **resource conservation**
New building systems can help solve our energy and water concerns in more efficient ways.
-  **ecological future**
Precedent projects are needed to demonstrate the effectiveness of innovative systems, educate designers, and move the industry forward.

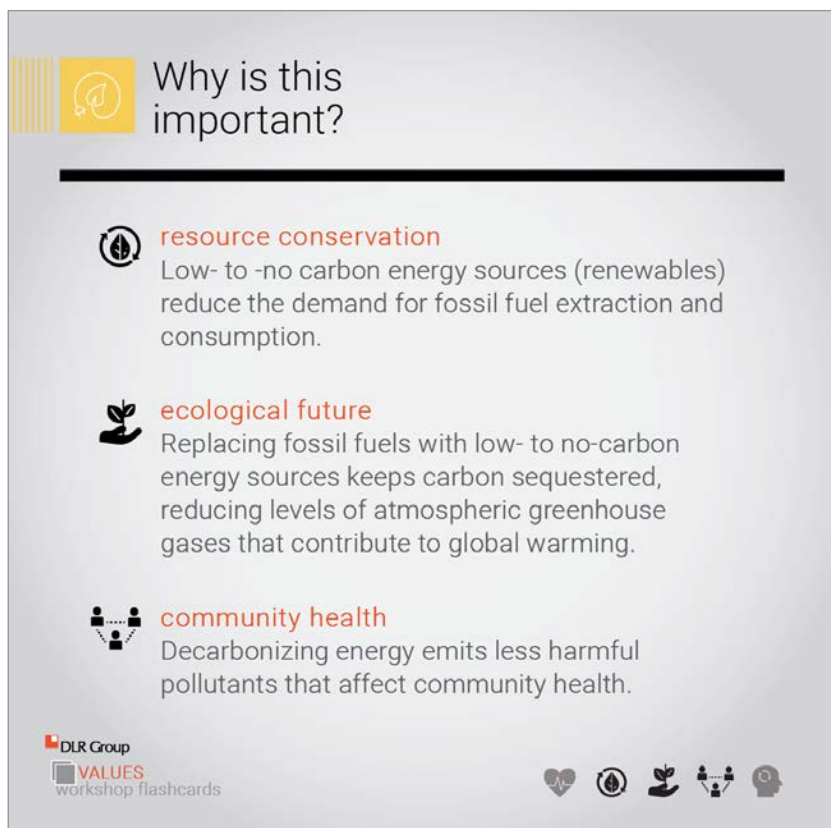
 **DLR Group**
 **VALUES**
workshop flashcards








DECARBONIZATION: ENERGY


Where is your project sourcing its energy from? How can your project replace fossil fuels with low- to no-carbon energy sources?



Why is this important?

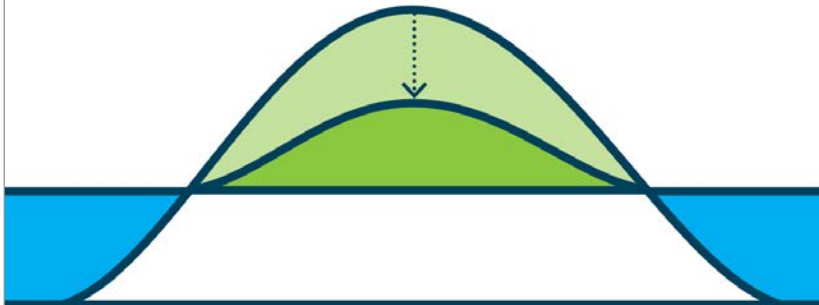
-  **resource conservation**
Low- to -no carbon energy sources (renewables) reduce the demand for fossil fuel extraction and consumption.
-  **ecological future**
Replacing fossil fuels with low- to no-carbon energy sources keeps carbon sequestered, reducing levels of atmospheric greenhouse gases that contribute to global warming.
-  **community health**
Decarbonizing energy emits less harmful pollutants that affect community health.

 DLR Group
 VALUES
workshop flashcards




ENERGY COST REDUCTION


How can your project optimize peak demand from the grid to reduce operational costs and right size mechanical systems?










● Storage Charging ● Peak Demand Reduction

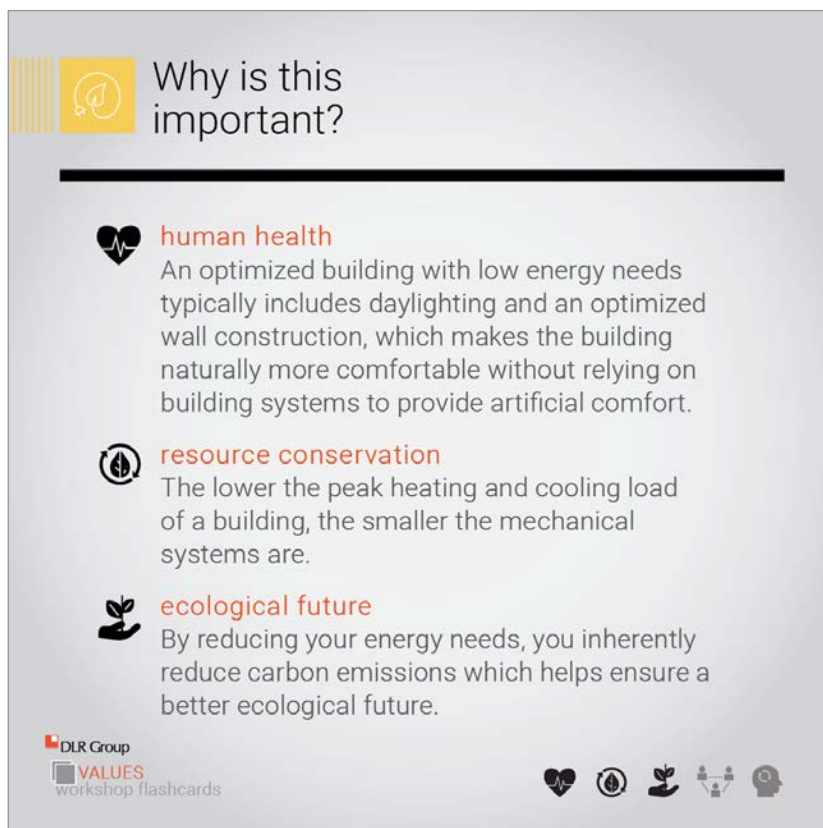
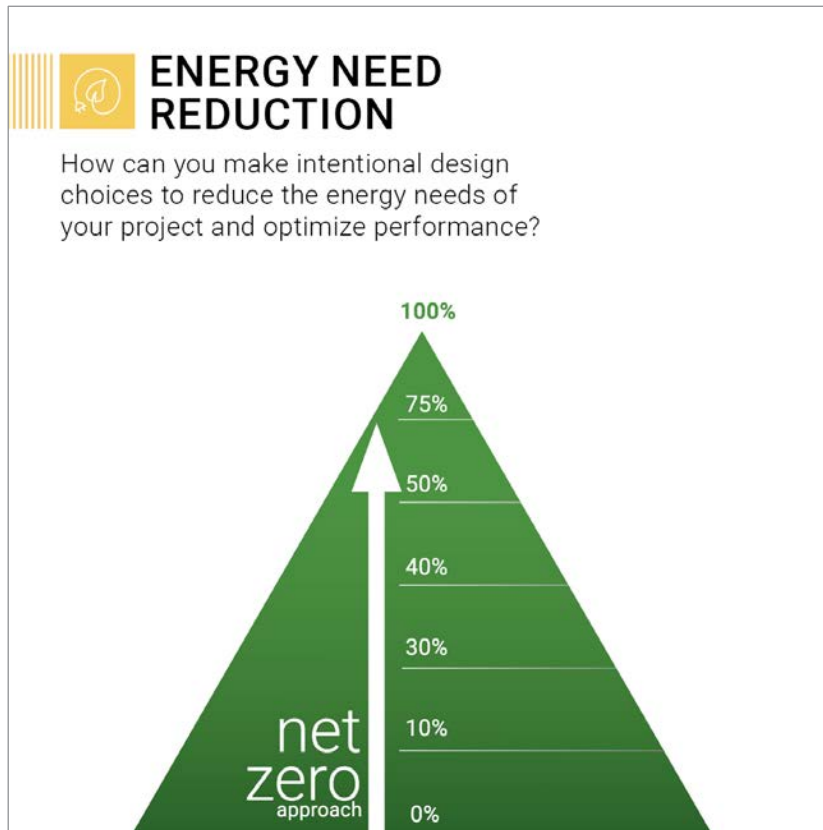
Why is this important?

-  **resource conservation**
The lower the energy use intensity of a building, the less you will have to pay for energy consumption.




The lower the peak energy you pull from the grid during high demand hours, the lower your peak demand charges will be and the less pressure you will put on the electrical grid.
-  **behavior awareness**
By working with staff and occupants energy-efficient behaviors can be encouraged, the impact of which can be observed in reduced utility bills.



 DLR Group
 VALUES
workshop flashcards





    




Why is this important?

-  **human health**
An optimized building with low energy needs typically includes daylighting and an optimized wall construction, which makes the building naturally more comfortable without relying on building systems to provide artificial comfort.
-  **resource conservation**
The lower the peak heating and cooling load of a building, the smaller the mechanical systems are.
-  **ecological future**
By reducing your energy needs, you inherently reduce carbon emissions which helps ensure a better ecological future.

 DLR Group
 VALUES
workshop flashcards



HEALTH + WELL-BEING

How can intentional design features actively promote users' emotional and physical well-being and encourage them to make healthier choices?



ACTIVE SPACES

What aspects of your project can promote health and fitness-related activities and movement?



Why is this important?



human health

An active lifestyle improves an individual's health, decisions, and behaviors.



community health


Encouraging activity in spaces open to the public can improve community health and build connections between a site and the community.





BIOPHILIA

How can your project incorporate patterns and influences from nature into the design of the built environment?
What natural experiences do user groups value and how can they support occupant health and performance?



Why is this important?



human health

The presence of natural elements found in biophilia in interior environments increases mood, happiness, and productivity, and can reduce stress and aid in health recovery.




community health


When communities are exposed to biophilia in their local buildings, it can increase productivity as a whole, reduce sick days, create better community morale, and inspire.








 **EVIDENCE-BASED MODALITIES**


How do your cognitive and physical needs change while doing different tasks throughout the day? How can spaces best support the specific tasks they are designed for?

 **Why is this important?**


 **human health**

Our brains shift gears multiple times throughout the day, with different activities (modalities) using different areas of the brain. Coordinating all of this shifting, as well as making decisions and controlling impulses, uses a mental resource called “executive function.” When the space around us distracts or frustrates us, or when we’re shifting between tasks too often or without transition time, we use up our executive function ... leading to poor impulse control or lowered decision-making.

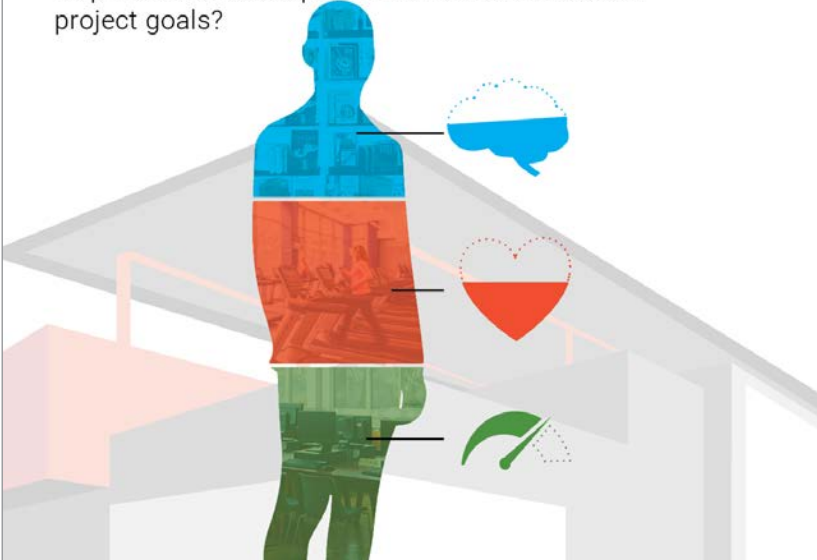
 **DLR Group**
 **VALUES**
workshop flashcards









 **INDIVIDUAL FULFILLMENT**


How can your project support the ability of individuals to grow and achieve social, intellectual, and emotional fulfillment? How can your project help its users develop skills that advance broader project goals?



 **Why is this important?**

 **human health**
When individuals develop skills and find activities and vocations that fit their personality, they can realize greater meaning in life.

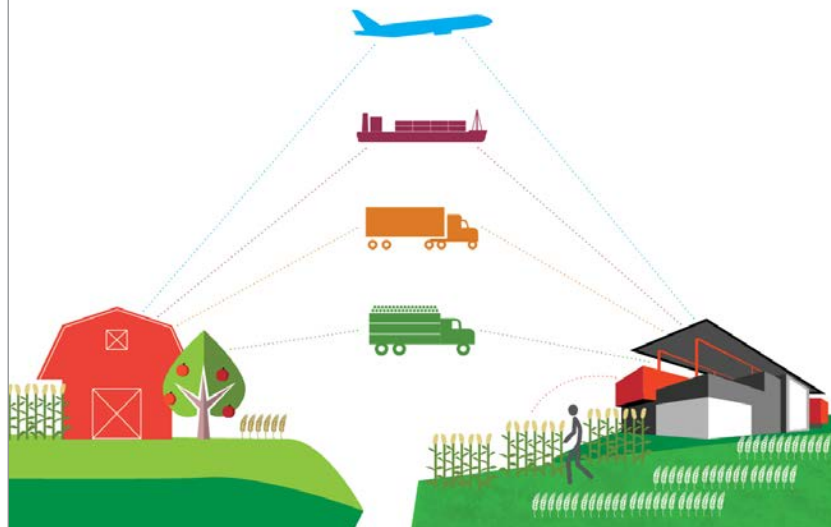
 **DLR Group**
 **VALUES**
workshop flashcards





NOURISHMENT

How does your project promote healthy food choices and eating habits? How do your procurement policies impact healthy eating and sustainable food sourcing?



Why is this important?



human health

Promoting healthy eating choices on-site helps users develop healthy eating behaviors that they can bring home to their families.



resource conservation


Local food sourcing reduces packing and transportation burdens on the food supply chain, conserving natural resources.



behavior awareness



Raising awareness of food sources and production increases appreciation of healthy, local, and whole foods.









PLAY


How can your project provide user groups with opportunities to play, explore, experiment, and find joy?



Why is this important?

-  **human health**
By engaging in different types of activities – from structured to exploratory – people can restore mental energy, experience their own personal limits, and gain an understanding of their own self and others around them.
-  **community health**
Creating elements of fun and mystery that are accessible to the community enhances collective joy and community pride.


 DLR Group
 VALUES
workshop flashcards





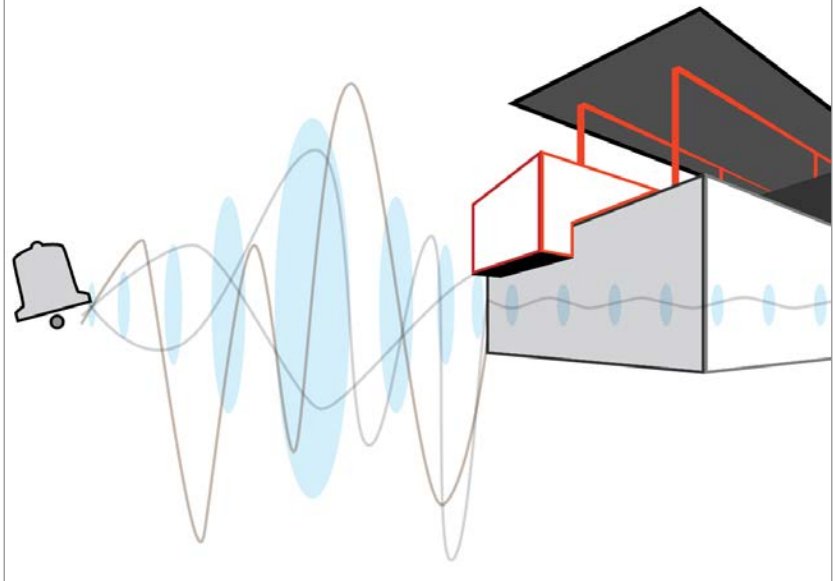
INDOOR ENVIRONMENTAL QUALITY

How can intentional design features actively promote users' emotional and physical well-being and encourage them to make healthier choices?




ACOUSTIC COMFORT


What acoustical distractions need to be controlled to allow concentration on the primary activities in the facility?






The diagram illustrates sound waves originating from a bell on the left, moving towards a building on the right. The building is shown in a cutaway view with red outlines. Blue shaded areas represent sound waves entering the building, while grey and white areas represent the building's structure and internal spaces.





Why is this important?

 **human health**
Stress-free acoustical environments improve focus, attention, and effective communication.

 **DLR Group**
 **VALUES**
workshop flashcards





 **AIR QUALITY**

What pollutes the indoor air that occupants breathe? How can pollution be avoided or treated?

The diagram shows a vertical stack of grey rectangular filters. Blue and grey wavy lines represent air flow passing through the filters. To the right of the filters, various geometric shapes (circles, triangles, squares) in grey, black, and yellow represent different types of air pollutants.

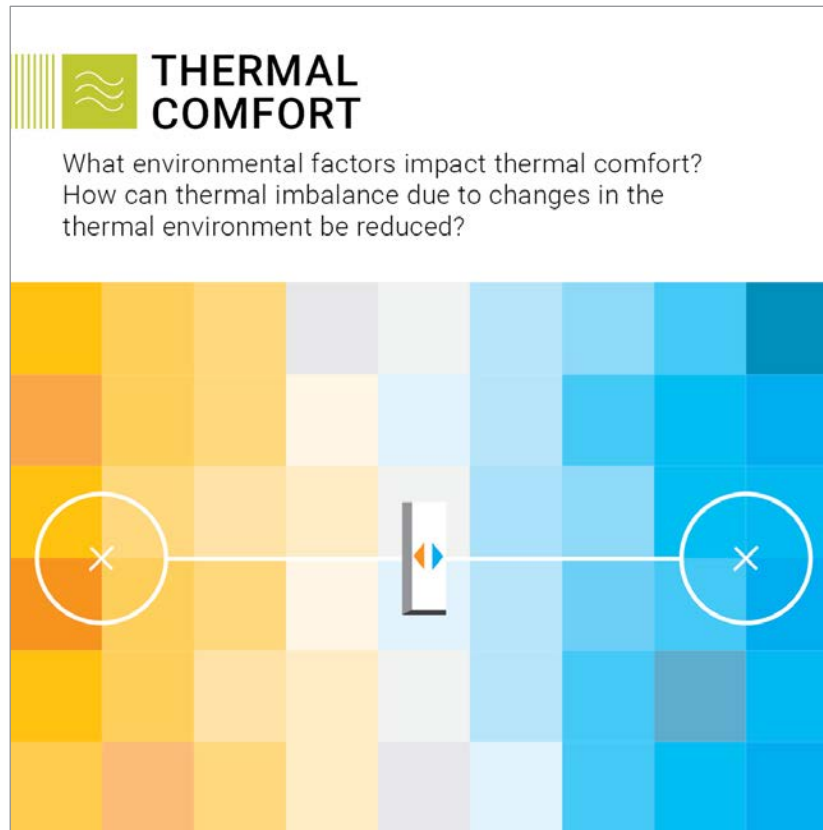



 **Why is this important?**

-  **human health**
The cardiovascular and respiratory health of occupants depends on the quality of the air they breathe.
-  **resource conservation**
The higher the pollution level, the more energy resources are required to treat it.

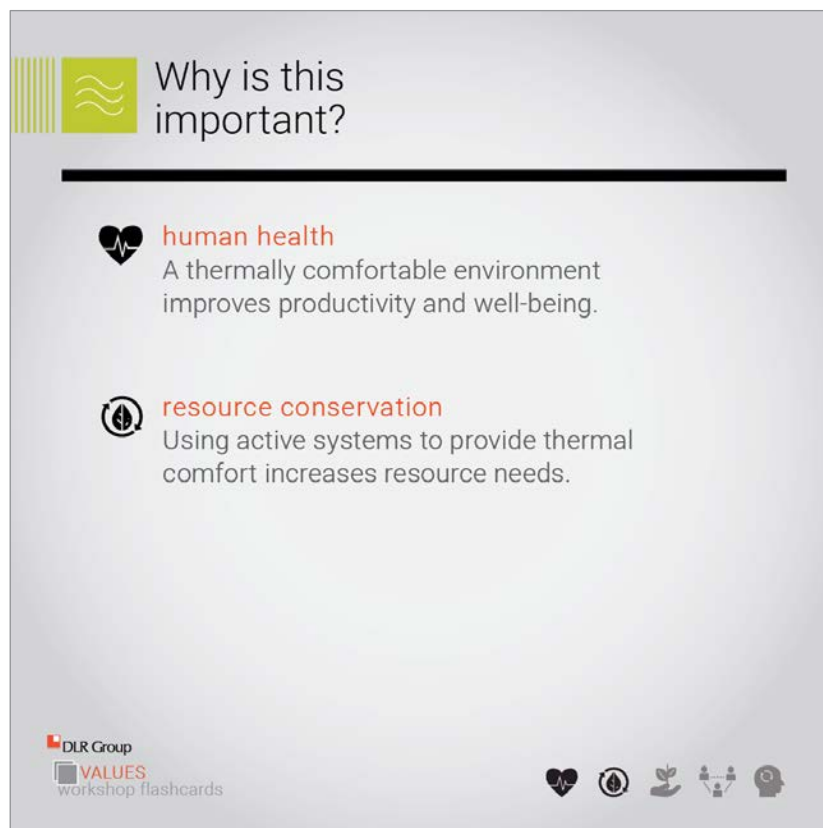
 **DLR Group**
 **VALUES**
workshop flashcards





 **THERMAL COMFORT**



What environmental factors impact thermal comfort?
How can thermal imbalance due to changes in the thermal environment be reduced?

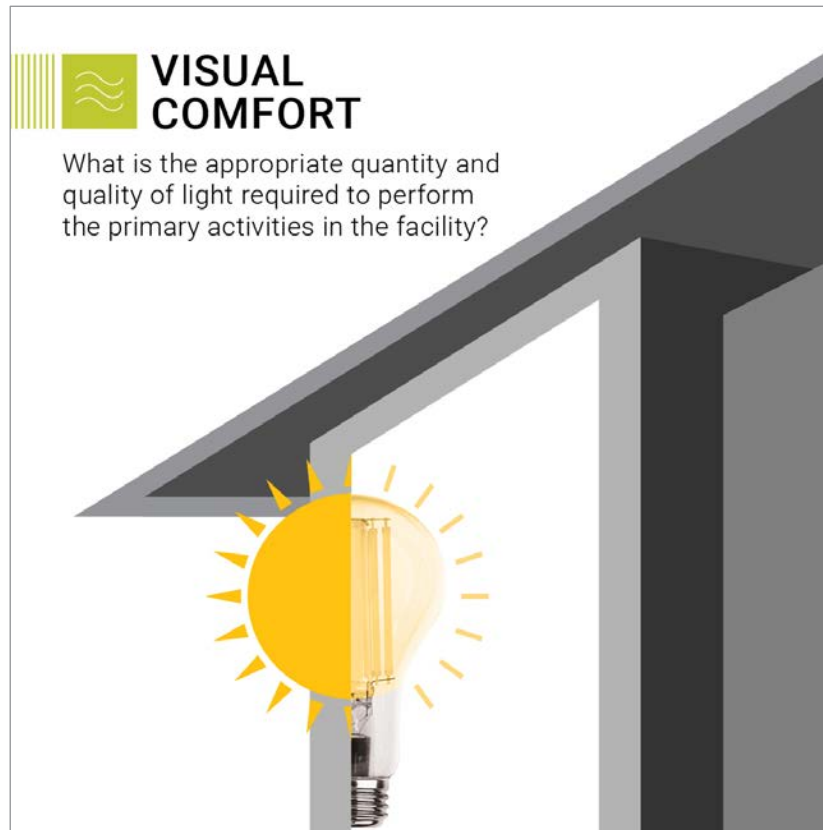



 **Why is this important?**

-  **human health**
A thermally comfortable environment improves productivity and well-being.
-  **resource conservation**
Using active systems to provide thermal comfort increases resource needs.

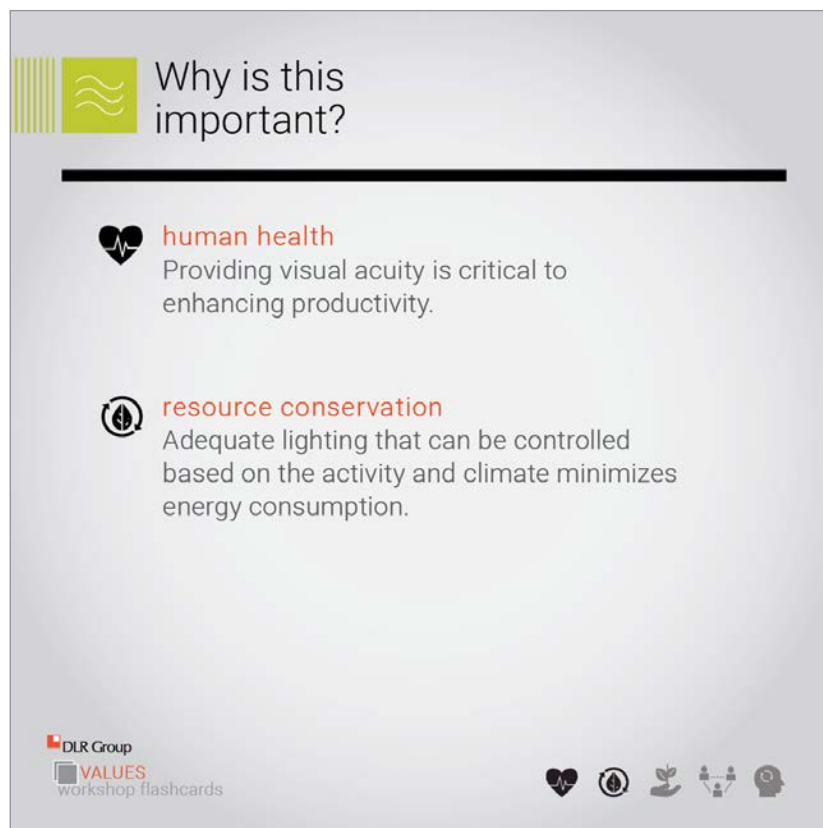
 **DLR Group**
 **VALUES**
workshop flashcards


    







 **VISUAL COMFORT**






What is the appropriate quantity and quality of light required to perform the primary activities in the facility?

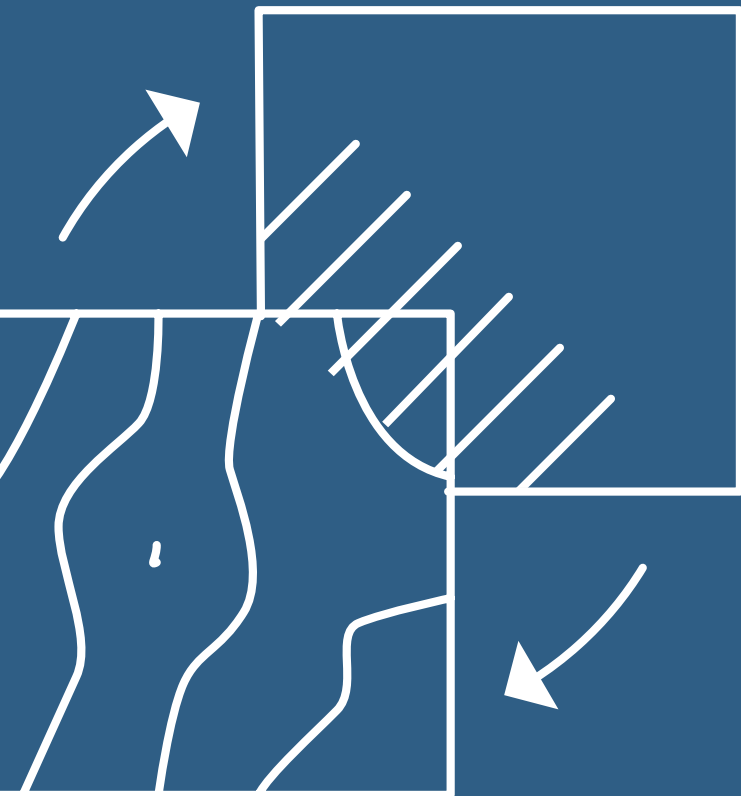


 **Why is this important?**

-  **human health**
Providing visual acuity is critical to enhancing productivity.
-  **resource conservation**
Adequate lighting that can be controlled based on the activity and climate minimizes energy consumption.

 **DLR Group**
 **VALUES**
workshop flashcards




MATERIALS IMPACT

How do your materials choices support healthy ecology, communities, and economies?



CONSCIOUS MATERIAL SOURCING

How can we source materials that support local economies and protect local ecology?

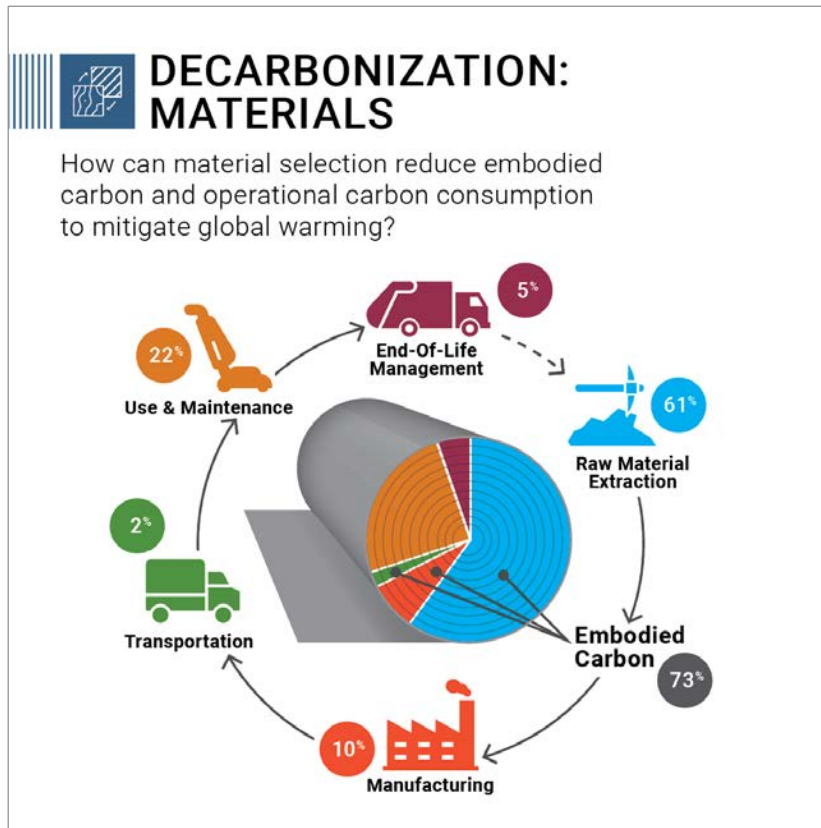


Why is this important?

-  **resource conservation**
Considering extraction, manufacturing, and transportation of a product will conserve resources while ensuring the local economy benefits from the product's use.
-  **ecological future**
Locally sourced materials have less impact on the planet by reducing transportation emissions. Salvaged and recycled-content materials can sequester carbon and help prevent emissions.
-  **community health**
Sourcing local materials helps employ the local economy, generate revenue, foster community pride, and build lasting partnerships.

 DLR Group
 VALUES
workshop flashcards





Why is this important?

-  **human health**
Ingredients and carbon should not be decoupled, but the industry still lacks instances where both are proven. Some products optimized for ingredients and toxicity might be the most impactful from a carbon perspective.
-  **ecological future**
Life-cycle assessment lanes address global warming potential, acidification, natural resources consumption, land use, and ozone layer depletion at a minimum. Salvaged and recycled-content materials can sequester carbon and help prevent emissions.

 DLR Group
 VALUES
workshop flashcards



DESIGN FOR DISASSEMBLY

How can we think and design beyond a building's lifespan to create a cycle of material recovery, value retention, and meaningful reuse?



The diagram illustrates the concept of design for disassembly using colorful building blocks. On the left, a small, multi-colored structure is shown. An arrow points to the right, where the same structure is shown being disassembled into individual blocks. Below this, the blocks are shown scattered on the ground, representing the end of the building's life cycle and the beginning of material recovery.

Why is this important?

-  **human health**
When materials are recycled or upcycled, less waste is burned in landfills. This prevents small particles of plastic and other harmful chemicals from entering into our soil and water at the end of a material's life.
-  **resource conservation**
Reusing materials limits the amount of materials added to landfills.
-  **community health**
When parts of a building and material are reused in a unique way, it can tell a story back to the community – one of its past that also demonstrates a desire to build for future generations.

 DLR Group
 VALUES
workshop flashcards





Why is this important?

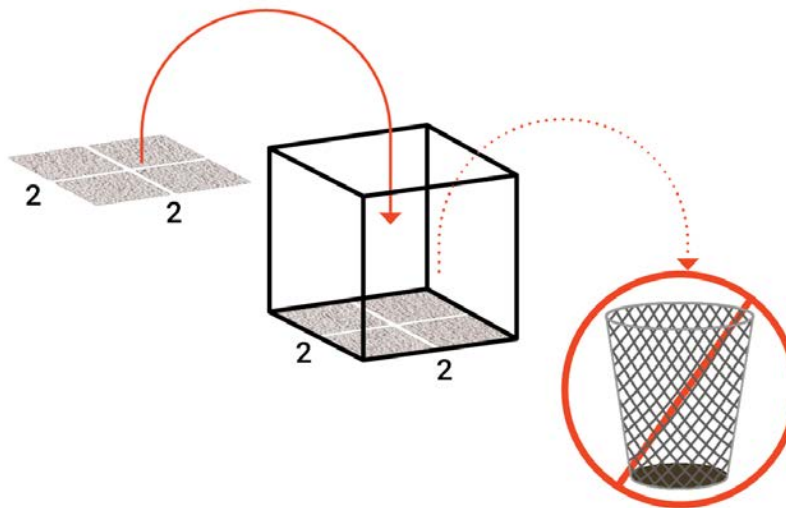
-  **ecological future**
Footprint is a measure of human pressure on Earth's resources. Handprint is a measure of what we can do individually, and together, to restore the balance between consumption and the planet's carrying capacity.
-  **community health**
Handprinting creates awareness of the hidden economic, social, and community impacts of a material. Awareness can bring people together to change material practices and improve community health.

 DLR Group
 VALUES
workshop flashcards



PURPOSE OVER SURPLUS

How do purposeful design choices reduce material consumption and the generation of construction waste?



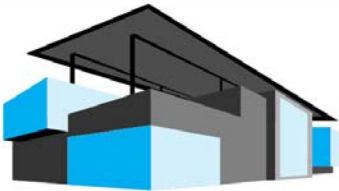
Why is this important?

-  **resource conservation**
Designing on a material or product module ensures reductions in labor, manufacturing, storage, and transportation, further reducing waste.
-  **ecological future**
Designing on module reduces manufacturing and storage needs for custom material sizes if adjustments take place before arriving to the construction site. Less square footage needed for manufacturing helps optimize operations and right-size production needs.



TRANSPARENCY: MATERIAL INGREDIENTS

How can material transparency highlight material ingredients to make healthier choices for building occupants?



Material Facts

Building Per Serving 1
Building Per Block 4

% Daily Value

Declare
Red list free, red list compliant, declared

Health Product Declaration
LT-1 free

Cradle to Cradle: Certified
Platinum

Cradle to Cradle: Material Health Certificate
Platinum

Living Product Challenge
Certified



Why is this important?



human health

Validating a material's ingredients helps avoid the presence of harmful substances that can affect occupant health.



ecological future

Ingredient awareness helps us demand the replacement of toxic ingredients with ones that have no hazard or cautionary indicators, many of which are derived from plants. This can improve both human and ecological health.

 DLR Group

 **VALUES**

workshop flashcards





OUTDOOR ENVIRONMENTAL QUALITY

How can your project's outdoor spaces restore ecology, promote biodiversity, build community, and create a strong sense of place?



BUILDING ECOLOGY

How can intentional design choices at the building level, such as dark-sky lighting and avian-friendly design, promote ecosystem health?



Why is this important?



human health

Building Ecology can restore our inherent connection to nature and provide mental and physical health benefits.



ecological future

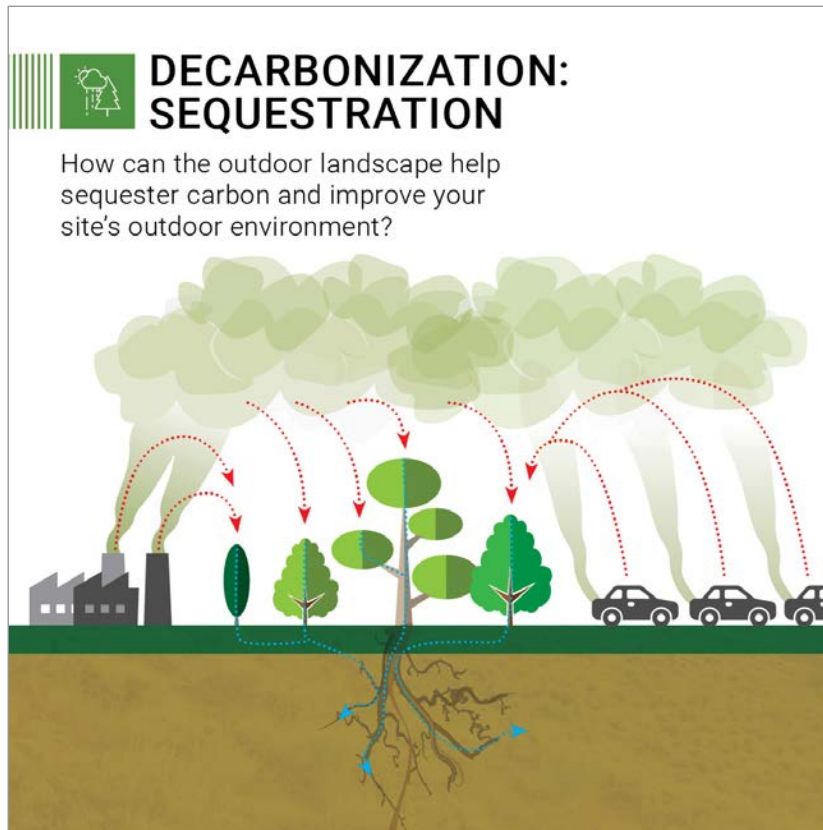
A building's design for ecology can support biodiversity and integrate into a site's ecosystem, providing habitat, food, and shelter for people and other species.






community health



Buildings designed with site ecology can absorb stormwater, clean air, grow food, and provide other stabilizing services to local communities.




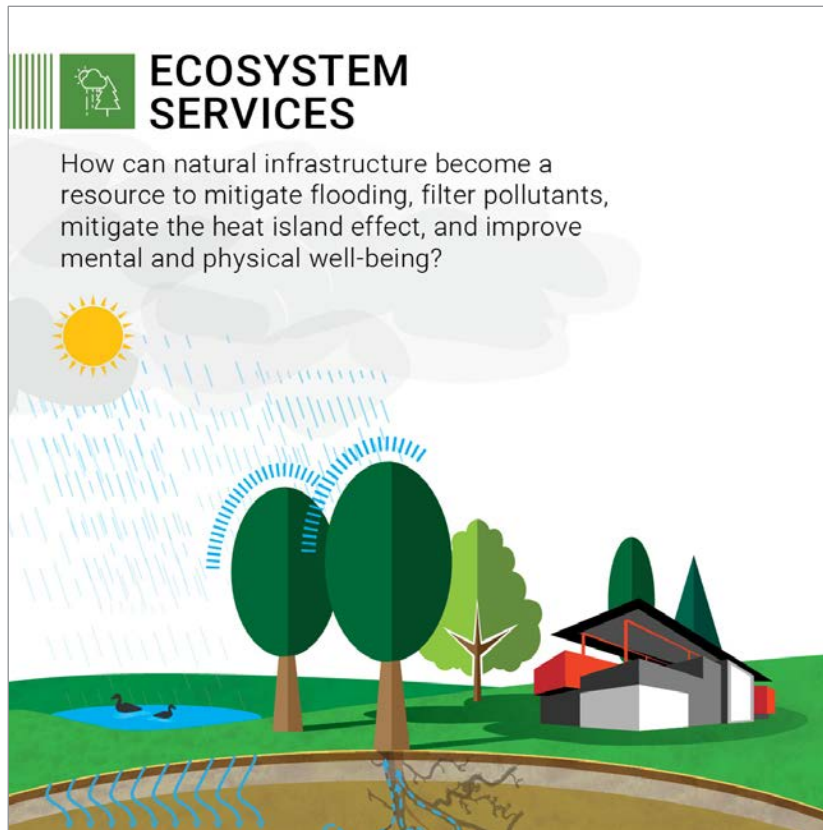


Why is this important?

-  **human health**
Carbon sequestration reduces the impact of climate change on vulnerable populations and improves ecosystem health, which in turn improves human health.
-  **resource conservation**
Climate change can disrupt natural resources, from forest fires to higher seas contaminating freshwater resources. Reducing carbon in the atmosphere can help stabilize Earth's natural systems.
-  **ecological future**
Planting trees and improving soil health sequesters atmospheric carbon, provides habitat for species and beauty for our enjoyment.

 DLR Group
 VALUES
workshop flashcards





 **ECOSYSTEM SERVICES**

How can natural infrastructure become a resource to mitigate flooding, filter pollutants, mitigate the heat island effect, and improve mental and physical well-being?

 **Why is this important?**

-  **human health**
Healthy natural environments provide intrinsic value to people, and improve mental and physical well-being.
-  **resource conservation**
Natural infrastructure can reduce the resources needed to construct and operate man-made infrastructure.
-  **community health**
Ecosystem services can build community resiliency by providing natural protection against hazards like erosion, flooding, extreme heat, and pollution.

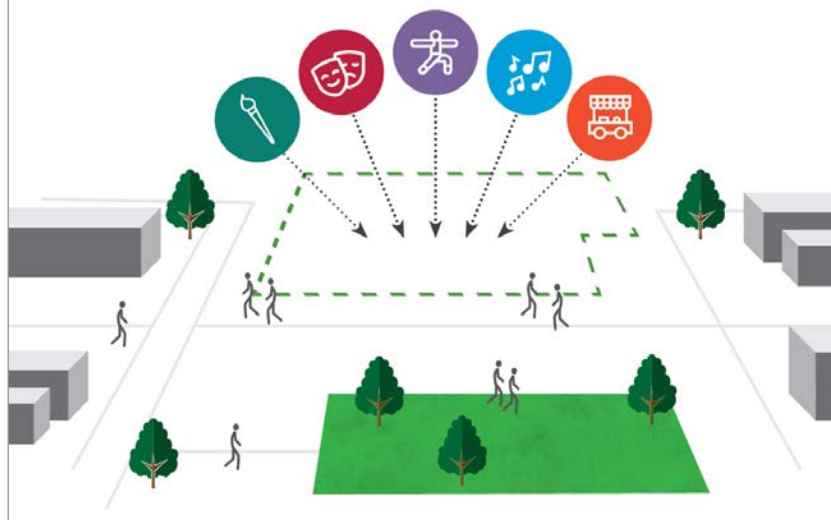
 **VALUES**
workshop flashcards








PUBLIC SPACE


How can outdoor public space promote connectedness, community, health, expression, and civic pride?




The diagram illustrates a public space layout. At the top, five circular icons represent different activities: a green circle with a paintbrush (art), a red circle with theater masks (theater), a purple circle with a person running (sports), a blue circle with musical notes (music), and an orange circle with a bus (transit). Dotted lines connect these icons to a central green rectangular area representing a park or plaza. This area contains several trees and a few stylized human figures walking. The surrounding urban environment is depicted with grey rectangular blocks representing buildings and a grey path leading to the public space.

Why is this important?



-  **human health**
Social interaction, and spaces to interact, are vital for human well-being. Access to quality public space encourages a more active lifestyle.
-  **community health**
Communities need shared places to express their identity and culture, connect with each other, and engage in civic life.
-  **behavior awareness**
Shared experiences of natural systems in public spaces can change how we value our natural world.



 **VALUES**
workshop flashcards










Why is this important?

-  **resource conservation**
Humanity needs 1.5 Earths to meet our current resource demands. Designing for healthy Site Ecology can help sequester carbon, promote biodiversity, and improve a site or community's ability to bounce back from a disruption (resilience).
-  **ecological future**
Land Development is the primary cause of biodiversity decline globally. Conserving ecologically sensitive sites, native landscaping design, and integrating ecology with the built environment can lead us to a regenerative future.

 DLR Group
 VALUES
workshop flashcards



PROCUREMENT + OPERATIONS

How can intentional design features actively promote users' emotional and physical well-being and encourage them to make healthier choices?



 **CONSCIOUS CLEANING + UPKEEP**

What aspects and programs in your project can minimize cleaning, maintenance, and pest management needs? Can you use non-toxic supplies that maintain human and ecological health?



Why is this important?

-  **human health**
Reducing levels of chemical, biological, and particulate contaminants can improve human health.
-  **ecological future**
Reducing levels of chemical, biological, and particulate contaminants found in chemical cleaners and pesticides can improve the health of ecosystems and waterways.
-  **behavior awareness**
By researching updated methodologies toward cleaning and upkeep, operations can lead to a safer and environmentally friendly option. Sharing methodologies with building occupants can help inform them on safer options to bring to their own home.

 **VALUES**
workshop flashcards



GOODS + SUPPLIES

How can you intentionally procure furniture, electronics, and supplies in a way that eliminates waste and extends the timeline for replacement?



Why is this important?

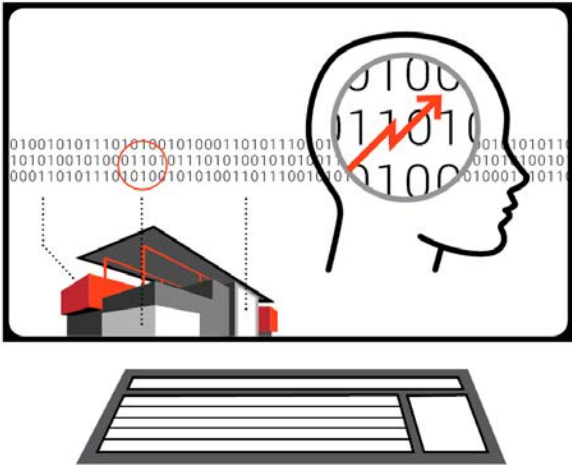
-  **human health**
Avoiding chemicals of concern within products purchases can have a positive impact on human health.
-  **resource conservation**
Sustainable procurement policies, such as buying goods and supplies built to stand the test of time, can reduce resource consumption.
-  **ecological future**
By sustainability harvesting regenerative resources, local ecosystems bear less of a burden than harvesting resources that would lead to an imbalance of the ecosystem.

 **VALUES**
workshop flashcards



 **OPERATIONAL OPTIMIZATION**

How can building systems intelligently connect and respond to trends in behavior, operations, and performance? Can proactive measures be taken to meet user needs and ensure continued function?



 **Why is this important?**

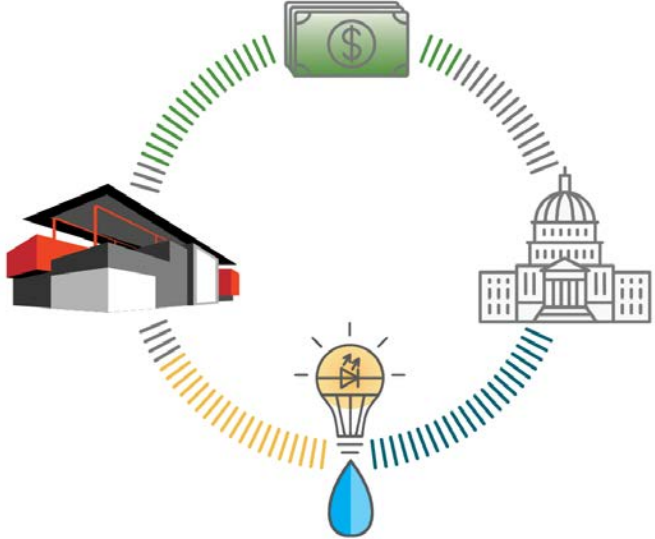
-  **human health**
Building systems are designed to create healthy environments. It's important to optimize their operation to enhance the comfort and well-being of occupants.
-  **resource conservation**
Monitoring and transparency ensure that a building is operating efficiently to conserve energy and resources.
-  **ecological future**
Conserving water and energy is part of building optimization. Reducing water and energy use protects local ecology.

 DLR Group
 **VALUES**
workshop flashcards


REGULATORY PARTNERSHIPS

How can your project take advantage of local programs and incentives to procure more sustainable infrastructure and resources?



The diagram illustrates a cyclical relationship between three elements: a building under construction (representing infrastructure), a government building (representing local programs and incentives), and a lightbulb with a water drop (representing sustainable resources). A circular path of lines connects these elements, with a stack of money at the top, suggesting a flow of funds and resources.

Why is this important?

-  **resource conservation**
Partnering with local programs and incentives can reduce the cost of resources and open avenues for more sustainable water, energy, and material sources.
-  **community health**
Regulatory partnerships help establish community-based implementation of policy and can lead to innovative policy solutions.

 DLR Group
 VALUES
workshop flashcards










  **SAFETY + SECURITY**


How can the design of a facility enable safe, comfortable and secure environments for all users?



  **Why is this important?**

 **human health**
Accounting for safety and security measures while balancing ideas of self-efficacy and autonomy for all users is critical to user comfort, healing, transformation, and equity.

 **DLR Group**
 **VALUES**
workshop flashcards








TRANSPARENCY: BUILDING PERFORMANCE

What aspects of building performance can be transparent and communicated to users?

Why is this important?

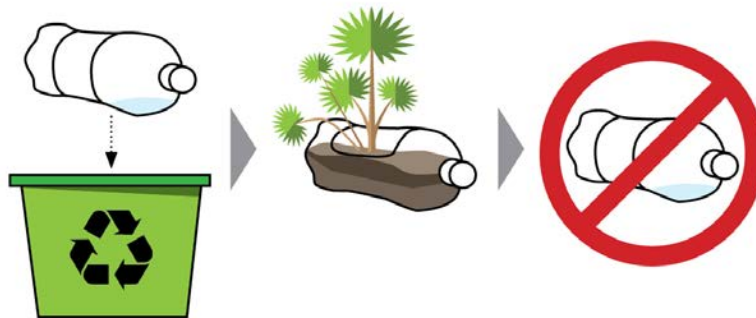
-  **human health**
Building performance factors that affect human health can be monitored to ensure a space stays healthy.
-  **resource conservation**
Monitoring and transparency ensure that a building is operating efficiently to conserve energy and resources.
-  **behavior awareness**
Building transparency can help educate communities on the infrastructure and processes that reduce resource consumption.

 **VALUES**
workshop flashcards



WASTE

What aspects and programs in the facility can promote recycling, upcycling, and waste reduction?



Why is this important?



-  **ecological future**
Reduced waste disposal at landfills can lessen soil and groundwater pollution and reduce the need for harmful extraction processes.
-  **community health**
Communities located next to landfills are more vulnerable to environmental toxins.
-  **behavior awareness**
Championing conscientious waste management practices on-site can improve behavior patterns at home.






RESILIENCY

How can your project help its users and community adapt to and recover from unexpected situations?



BUILDING RESILIENCY

What intentional design features in a facility can easily respond to and support the primary functions for users during and after an unexpected event?



Why is this important?

-  **resource conservation**
Simple, repairable, resilient systems reduce the need for resources on an ongoing basis. Investing up-front in resilient buildings reduces the costs incurred during a disturbance (e.g. insurance, delays in service, repairs).
-  **ecological future**
A facility designed to survive and thrive during a hazard will result in less waste and reconstruction of both the building(s) and surrounding habitats.


 DLR Group
 VALUES
workshop flashcards





 **COMMUNITY RESILIENCY**



What measures and features can your project provide to the larger community it serves during and after an unexpected event?




 **Why is this important?**

 **human health**
When a project is intentionally designed to survive and serve the community during stress and unexpected hazard events, community members have a safety-net, contributing to both mental and physical well-being.

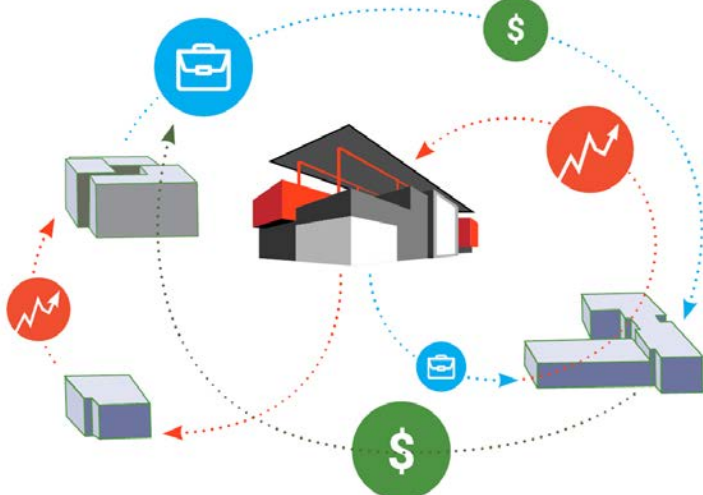
 **community health**
Providing resources to the community in times of need helps sustain populations in need through unexpected events.

 **DLR Group**
 **VALUES**
workshop flashcards






ECONOMIC RESILIENCY


How can your project create a supportive balance of uses and revenue sources to ensure continued economic vitality in the face of unexpected events?



Why is this important?

 **community health**
The economy's ability to cope, recover, and reconstruct helps sustain communities during and after unexpected events.

 DLR Group
 VALUES
workshop flashcards




EMERGENCY PLANNING



How can we define a clear plan of action for operating your building / site during a short term or long term hazard event?




The diagram features a central illustration of a modern building with a red roof and a green lawn. This central image is encircled by a thick, yellow, circular arrow pointing clockwise. Surrounding this arrow are eight circular icons, each representing a different hazard: a skull and crossbones (toxic), a blue water drop (water), a lightning bolt (electrical), a red flame (fire), a blue water drop with a diagonal line (no water), a blue snowflake (cold), a lightning bolt with a diagonal line (no electricity), and a red thermometer (heat).

Why is this important?


-  **community health**
Identifying services your project site can offer to the community following an unexpected event can allow your entire community to heal.
-  **behavior awareness**
Clear communication of your own project's emergency plan for continuity of operations may bring awareness to your users to create their own emergency planning for their home life.


 DLR Group
 VALUES
workshop flashcards








 **EMOTIONAL RESILIENCY**


What aspects of the project can provide safety, refuge, and emotional support to help occupants adapt to stressful situations?



 **Why is this important?**

-  **human health**
A healing environment helps build emotional support for users.
-  **community health**
When a project becomes a refuge in the community, it allows individuals to seek support and leads to a positive impact on community health.
-  **behavior awareness**
A refuge space can help individuals develop the capacity to cope with life's inevitable ups and downs and promotes positive adaptation to any situation no matter how serious and stressful it might be.

 **DLR Group**
 **VALUES**
workshop flashcards






RISK ADAPTION + MITIGATION


How can we proactively identify and mitigate the risks that could prevent you from providing the primary functions of your facility?


\$ \$\$ \$\$\$\$\$\$




Why is this important?

-  **human health**
Understanding, planning for, and mitigating the potential impacts of your project's biggest threats will allow individuals to bounce back following an unexpected event, improving their stress levels and overall health.
-  **resource conservation**
By planning ahead for risks, a project can reduce the costs of repairs and replacement after an unexpected event.
-  **community health**
Planning ahead for risks like sea level rise, flooding, drought, and extreme weather can protect vulnerable communities from destruction and displacement and help them adapt to a changing climate.


 **VALUES**
workshop flashcards







WATER






What connections to water are important to your users and neighboring communities?




Why is this important?


-  **resource conservation**
By identifying challenges within the local hydrological cycle, solutions can be handprinted (exported) to a location outside of the site when it is not feasible within the project boundaries.
-  **ecological future**
Beyond the boundary of the project site, understanding the larger context of water's journey upstream and downstream enables protecting and conserving water for all species.


 DLR Group
 VALUES
workshop flashcards




    



 **POTABLE WATER QUALITY**






What pollutes the water for human consumption inside and outside your facility?
How can pollution be avoided or treated?




 **Why is this important?**

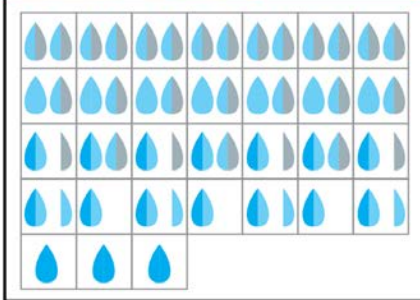

-  **human health**
Access to clear, good-tasting water helps promote proper hydration.
-  **resource conservation**
When we understand water quality we begin to conserve potable water by using non-potable water for non-potable water uses.
-  **community health**
Low-income and minority communities are more likely to be exposed to drinking water contaminants that can increase the risk of cancer and birth defects.


 **DLR Group**
 **VALUES**
workshop flashcards




    


 **(STORM) WATER MANAGEMENT**


What is the long term water need for the facility in quantity and quality? How can needs be reduced and quality maintained throughout the life of the facility?



 **Why is this important?**

-  **human health**
Stormwater management is an important public health intervention to reduce disease. Improper drainage forms stagnant pools providing breeding sites for disease vectors.
-  **resource conservation**
Using water more than once through innovative technologies reduces potable water needs and lessens the burden on wastewater management.
-  **ecological future**
By controlling stormwater volume and timing, sustainable stormwater management practices also improve ecosystem services such as water supply, water storage, climate regulation, and flood control.


 **VALUES**
workshop flashcards









WATER CONTEXT OF PLACE


How does your project connect to its location's water history? How can your project solve the local challenges associated with water? How can it celebrate the cultural relationships people have with water?



Why is this important?

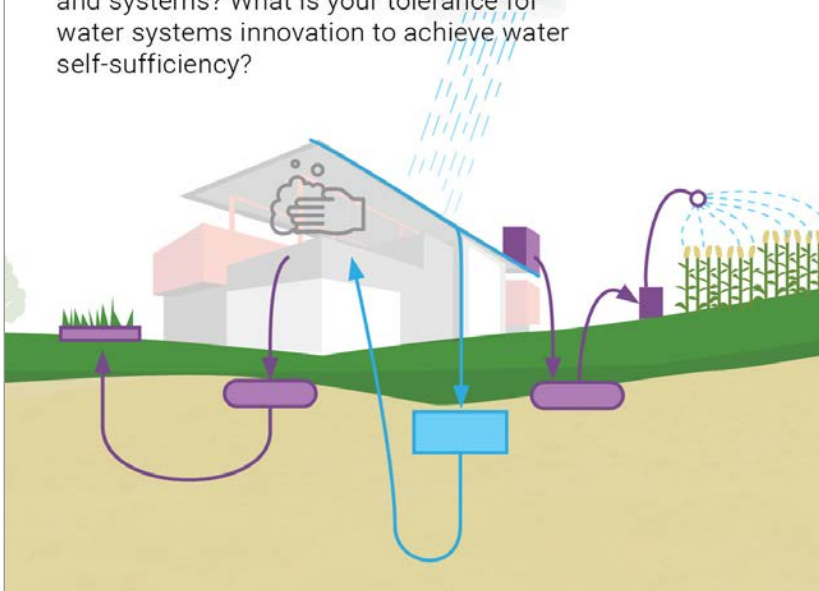
-  **human health**
Water is life. Respecting a location's water history deepens our relationship with the place and strengthens emotional resilience.
-  **community health**
Water unites communities when cultural stories of water stewardship are leveraged and shared.

 DLR Group
 VALUES
workshop flashcards



WATER SELF-SUFFICIENCY

How can your project ensure a reliable water supply regardless of external circumstances and systems? What is your tolerance for water systems innovation to achieve water self-sufficiency?



The diagram illustrates a water self-sufficiency cycle. It shows a house with a rainwater collection system on its roof. Rain falls into a collection tank. From there, water is distributed to various uses: a garden, a house, and a field. The field has a drip irrigation system. Below the ground, there are several water storage tanks and a central blue tank. Arrows indicate the flow of water between these components, showing a closed-loop system that recycles water.

Why is this important?

-  **human health**
Natural or man-made hazards cause temporary or permanent disruptions to healthy drinking water access. Water self-sufficiency builds resilience against these disruptions.
-  **resource conservation**
Living within the carrying capacity of the project site reduces the burden on extending and maintaining the water infrastructure.
-  **community health**
Low-income and minority communities are more likely to be impacted by water supply disruptions. Water self-sufficiency supports such communities' resilience.

 DLR Group
 VALUES
workshop flashcards



Deliverables



S_CAP

Sustainability and Climate Action Plan



IEMP

Integrated Energy Master Plans



TOC

Total Cost of Ownership

Organizations

AASHE

The Association for the Advancement of Sustainability in Higher Education

APPA

Association of Physical Plant Administrators.

CCCCO

California Community College Chancellor's Office.

Types

Buildings

All buildings that are conditioned. This will include unconditioned walkways and canopies that are part of the building.

Non-Buildings

Parking lots, parking garages, sports fields and stadiums.

Mobile

Vehicles owned and operated by RCCD.

Entity-wide

Encompasses the entire District including all its physical and personal assets.

Key Performance Indicators (KPI)

A target value for a metric that can more clearly define a goal. We will know a goal is achieved when a KPI is reached.

Gross Square Footage (GSF)

The overall square footage of a building including the exterior envelope and area under attached canopies. GSF is usually higher than the net square footage that is conditioned.

Electricity Consumption (kWh)

1,000 Watt-hours or 1 Kilowatt hours is a unit of energy being transmitted or used at a constant rate over a period of time.

Electricity Demand (kW)

1,000 Watt or 1 Kilowatt is a unit of power transmitted or used. It is the energy used per unit of time. Electricity demand is often referred to as peak demand. When electrical devices are turned on, they consume massive amounts of energy for a fraction of a second leading to astronomically high-power demand. It is for this reason that billed peak demand is averaged over larger portions of time, called "demand intervals." Typical demand intervals range from 15 to 30 minutes.

Natural Gas Consumption (Therms)

1 therm or 100,000 British thermal units (Btu) is the unit of heat energy. It is approximately the energy equivalent of burning 100 cubic feet (often referred to as 1 CCF) of natural gas.

Heat Energy (kBtu)

1000 Btu's or 1 kBtu is a common unit used in building energy use tracking and heating and cooling system sizing. 1 kW = 3.412 kBtu's. 1 therm = 100 kBtu's.

Energy Use Intensity (EUI)

Expressed in kBtu's/GSF/Year, EUI is the amount of energy consumed by a building per square foot of gross floor area over a period of one year.

Cost (\$)

US Dollars expressed for first costs and utility costs. Future costs are also expressed in today costs and no net present value is accounted for.

Green House Gas Emissions – GHG

Expressed as Pounds of Carbon Dioxide Equivalent – lbs. of CO₂, GHG emissions represents quantity of any of the atmospheric gases that contribute to the greenhouse effect by absorbing infrared radiation produced by solar warming of the Earth's surface. They include carbon dioxide (CO₂), methane (CH₄), nitrous oxide (NO₂) and water vapor.

Water – Gallons

Expressed as the unit of volume of water, gallons apply to both potable water quantity as well as reused or reclaimed water quantity.

Timeline

Present

This timeline represents 2019-2021 as that was the most comprehensive data set available during the scope of the planning process. It is also referred to as Today.

Measures Taken in the Past

This timeline generally refers to energy and water efficiency projects already taken place during the implementation of Prop 39 and Measure E & LB bond projects.

Baselines in the Past

Baselines refer to a time in the past for which a particular KPI is measured at that time and set for comparison of progress in the present and in the future.

Future Target

This timeline refers to a time in the future for which a particular KPI is set as a goal to achieve.

Future

This generally is any time after the publication of the SCAP, IEMP or TOC.

Strategy Categories

Use-Reduce

These set of efficiency strategies generally lead to a reduction in the need for a resource such as energy and water or propose alternative uses of the same resource. These strategies also include optimization of space as a resource.

Sustainability Frameworks

VALUES

This is a framework developed by DLR Group to expand the conversation of sustainability and connect to User Experience.

STARS

The Sustainability Tracking, Assessment & Rating System (STARS) is a transparent, self-reporting framework for colleges and universities to measure their sustainability performance.